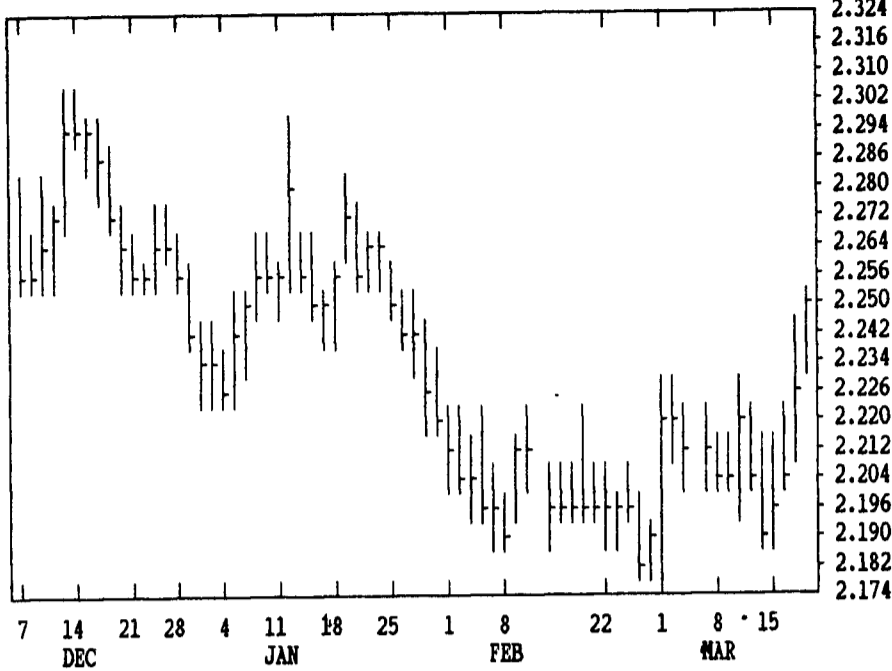


# GRAIN, CATTLE AND HOG FUTURES MARKETS

(Closing bids: Thursday, March 18, 1993)

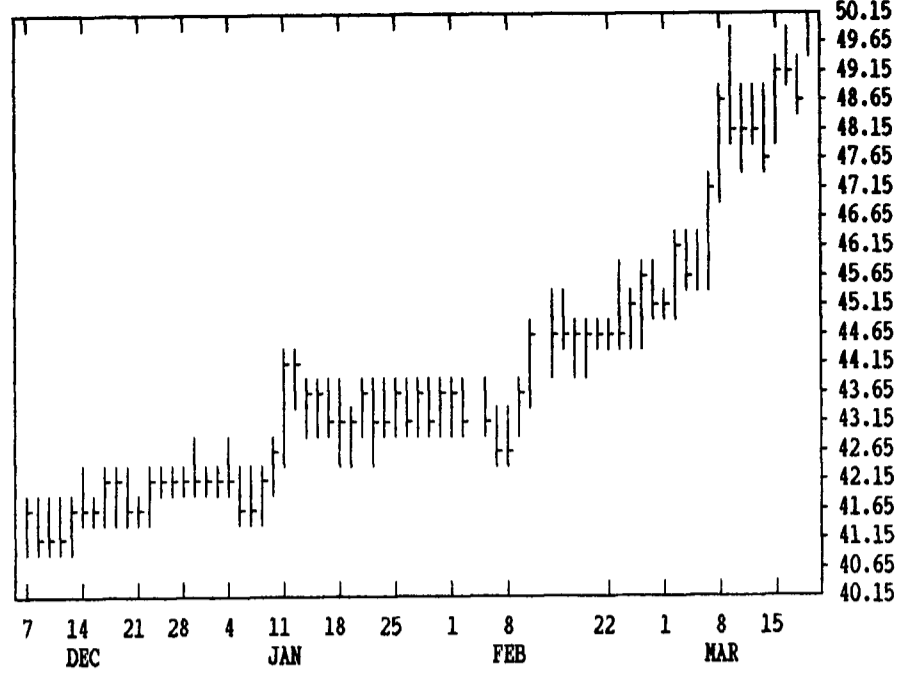
DTN GRAINS 18 MAY CORN

CONTRACT HIGH: 2.846 LOW: 2.182



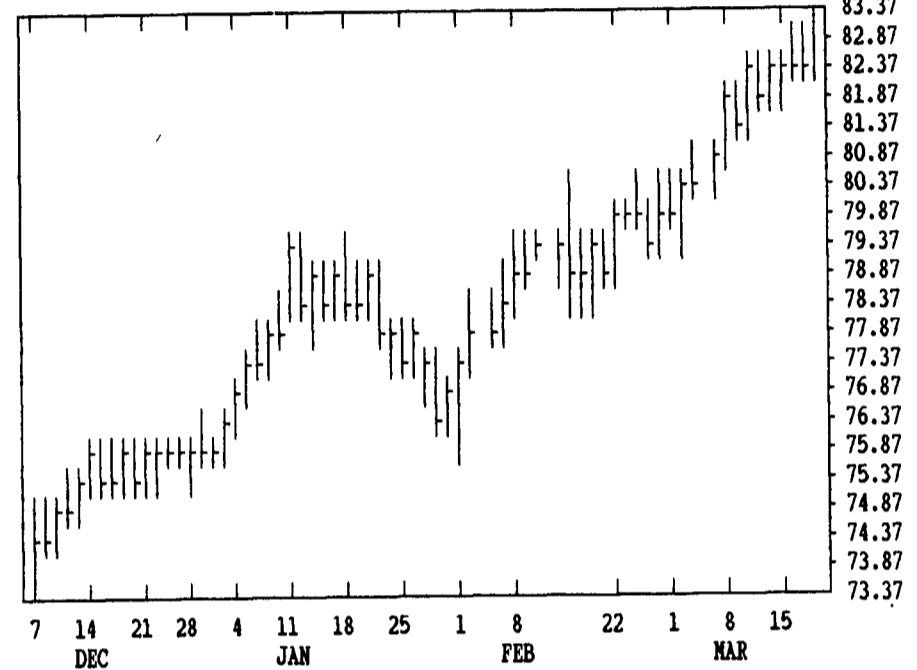
DTN LIVESTOCK 18 APRIL LIVE HOGS

CONTRACT HIGH: 50.37 LOW: 9.69



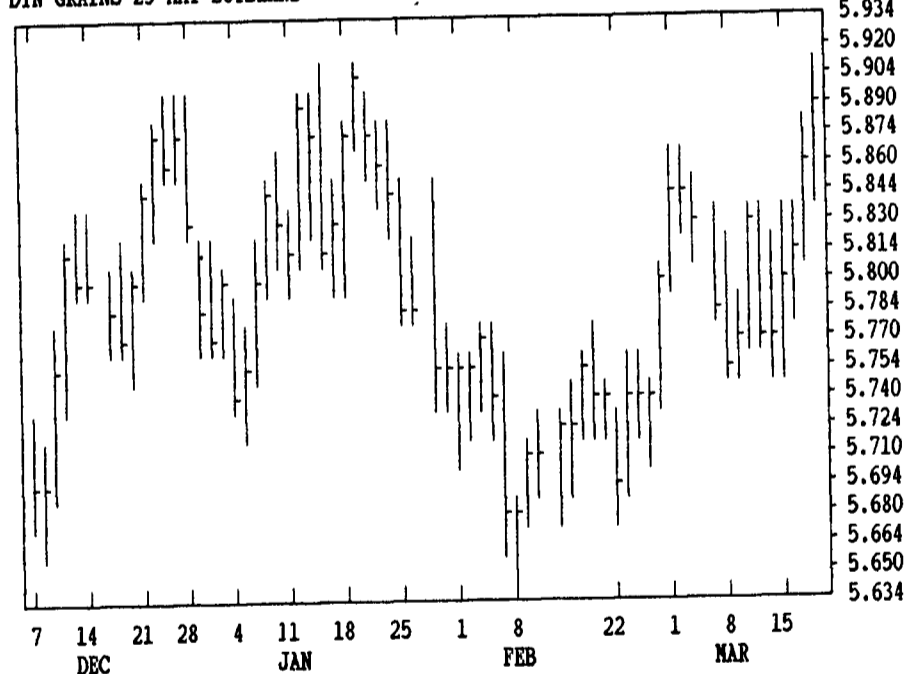
DTN LIVESTOCK 19 APRIL LIVE CATTLE

CONTRACT HIGH: 83.32 LOW: 69.25



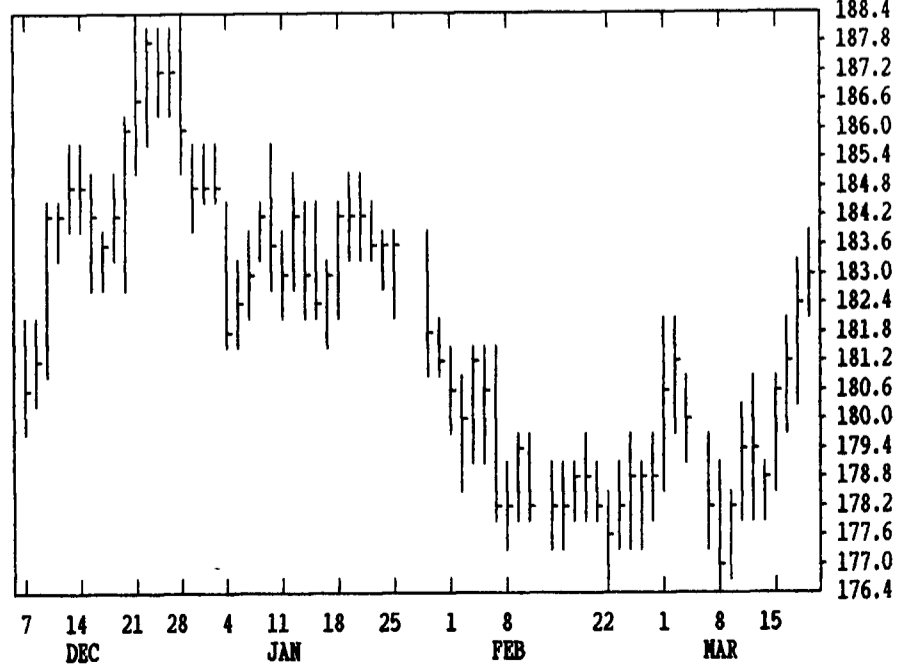
DTN GRAINS 23 MAY SOYBEANS

CONTRACT HIGH: 6.684 LOW: 5.460



DTN GRAINS 25 MAY SOY MEAL

CONTRACT HIGH: 210.0 LOW: 177.0



DTN FUTURES 13 03/18/93		TECHNICAL POINTS				SLOW STOCHASTIC						
PRICES ARE DECIMAL		MOVING AVERAGES				RSI'S						
CONTRACT	CLOSE	4-DAY	9-DAY	18-DAY	45-DAY	9DAY	14DAY	30DAY	%K	%D	%K	%D
WHEAT	MAR 396.00	385.69	375.25	374.42	374.49	78.0	70.8	62.3	98	91	84	60
WHEAT	MAY 341.50	334.87	331.44	334.42	342.88	62.0	55.7	50.7	85	61	46	25
KCWHT	MAR 383.50	375.12	365.00	358.12	356.94	87.4	78.9	66.5	97	94	95	90
KCWHT	MAY 332.75	326.25	322.58	323.64	330.39	67.0	59.7	52.5	94	71	58	30
MNWHT	MAR 366.00	355.12	349.06	345.01	343.64	79.1	72.4	62.9	96	82	84	73
MNWHT	MAY 225.00	222.37	221.56	221.15	221.99	69.5	63.3	53.9	78	54	65	56
CORN	JUL 231.75	229.00	228.22	227.99	228.99	69.5	63.3	54.5	77	54	57	47
CORN	DEC 243.25	241.44	240.97	240.90	241.41	66.9	61.4	55.3	75	53	54	47
OATS	MAR 135.75	135.00	134.94	135.90	138.94	48.5	44.9	43.8	78	64	38	27
BEANS	MAY 588.75	584.12	580.89	580.37	578.52	66.9	62.1	56.6	84	68	74	64
BEANS	JUL 593.75	589.19	585.89	585.14	583.16	66.8	62.0	56.4	84	71	76	66
BEANS	NOV 602.75	598.69	595.33	593.97	591.02	67.3	62.8	57.5	81	70	81	73
MEAL	MAR 182.50	180.42	178.50	178.06	179.52	72.7	64.9	55.0	94	89	79	57
BNOIL	MAR 21.05	20.83	20.85	20.92	20.97	56.1	53.5	52.7	62	36	38	38
CATTLE	APR 83.28	82.73	82.35	81.32	79.62	78.6	75.5	70.3	80	82	95	94
CATTLE	JUN 77.03	76.72	76.36	75.41	74.13	82.6	77.6	69.6	79	77	93	93
FCTL	MAR 85.95	85.72	85.75	85.11	85.12	61.9	58.9	56.6	40	39	82	82
HOGS	APR 50.38	49.39	48.81	47.30	45.23	79.4	77.8	73.4	77	63	85	79
HOGS	JUN 55.08	54.08	53.84	52.51	50.28	77.3	76.2	73.1	71	54	79	78
PKBLS	MAR 51.40	49.69	48.33	44.44	39.76	77.9	76.2	70.0	93	72	88	83

CORN				CHICAGO WHEAT				K.C. WHEAT			
MONTH	HIGH	LOW	LAST CHG	MONTH	HIGH	LOW	LAST CHG	MONTH	HIGH	LOW	LAST CHG
MAR	2194	2176	2192* +12	MAR	3960	3904	3960* +34	MAR	3834	3800	3834* +44
MAY	2252	2236	2250* +16	MAY	3430	3364	3414* +34	MAY	3330	3282	3326* +36
JLY	2322	2306	2316* +16	JLY	3094	3064	3086* +20	JLY	3050	3034	3040* +4
SEP	2366	2356	2362* +10	SEP	3120	3094	3116* +20	SEP	3076	3064	3072* +10
DEC	2440	2426	2432* +4	DEC	3210	3164	3196* +30	DEC	3160	3150	3160* +14
MAR	2502	2492	2500* +6	MAR	3240	3216	3234* +4	MINN WHEAT			
MAY	2536	2534	2536* +4	OATS				MAR	3680	3640	3660* +80
JLY	2574	2564	2574* +6	MAR	1360	1354	1356* +6	MAY	3354	3294	3340* +32
DEC	2500	2492	2496* 0	MAY	1370	1360	1362* 0	JLY	3152	3116	3122* +12
SOYBEANS				JLY	1374	1364	1364* 0	SEP	3056	3030	3050* +20
MAR	5874	5836	5864* +24	SEP	1372	1366	1366* 0	DEC	3120* 0		
MAY	5902	5854	5886* +30	SOYBEAN MEAL				SOYBEAN OIL			
JLY	5954	5906	5936* +30	MAR	1826	1808	1825* +16	MAR	2117	2097	2105* +13
AUG	5976	5934	5964* +34	MAY	1839	1824	1834* +10	MAY	2140	2112	2116* +1
SEP	5994	5950	5980* +32	JLY	1854	1841	1848* +7	JLY	2163	2134	2139* 0
NOV	6046	6002	6026* +24	AUG	1863	1854	1858* +6	AUG	2171	2143	2145* -1
JAN	6120	6080	6110* +26	SEP	1872	1865	1869* +5	SEP	2179	2153	2153* +1
MAR	6194	6156	6184* +26	OCT	1883	1875	1879* +3	OCT	2185	2160	2160* +1
MAY	6224	6204	6224* +20	DEC	1911	1904	1907* +1	DEC	2198	2175	2175* +2
NOV	6080	6040	6070* +26	JAN	1916	1910	1910* 0	JAN	2200	2180	2180* +4

LIVE CATTLE				FEEDER CATTLE				LIVE HOGS						
MONTH	HIGH	LOW	LAST CHG	MONTH	HIGH	LOW	LAST CHG	MONTH	HIGH	LOW	LAST CHG			
APR	8332	8255	8327* +92	MAR	8600	8550	8595* +57	APR	5037	4980	5037* +150			
JUN	7717	7675	7702* +47	APR	8605	8510	8602* +110	JUN	5507	5390	5507* +150			
AUG	7397	7345	7392* +57	MAY	8492	8395	8487* +105	JLY	5330	5200	5330* +150			
OCT	7397	7335	7385* +57	AUG	8395	8295	8395* +105	AUG	5040	4905	5037* +137			
DEC	7385	7340	7360* +32	SEP	8292	8195	8285* +85	OCT	4560	4465	4525* +82			
FEB	7310	7285	7287* +27	OCT	8250	8215	8240* +70	DEC	4587	4525	4577* +72			
APR	7425	7390	7420* +42	NOV	8250	8210	8245* +60	FEB	4590	4550	4570* +60			
JUN				JAN	8230	8200	8230* +60	APR	4465	4420	4465* +50			
SWISS FRANC				EURODOLLAR				PORK BELLIES						
JUN	6615	6483	6599* +103	JUN	9669	9665	9668* +4	MAR	5140	5140	5140* +200			
SEP	6600	6480	6582* +102	SEP	9651	9647	9650* +4	MAY	5210	5090	5210* +200			
DEC	6580		6573* +102	DEC	9613	9605	9611* +8	JLY	5262	5135	5262* +200			
BRITISH POUND				JAN				9597	9590	9596* +10	AUG	4995	4910	4995* +200
JUN	14780	14360	14774* +352	JUN	9559	9550	9558* +12	FEB	5150	4990	5150* +200			
SEP	14700	14490	14690* +350	SEP	9525	9515	9524* +13	MAR	5000		5000* +120			
DEC	14618	14400	14618* +344	GERMAN MARK										
JAPANESE YEN				JUN				6030	5932	6023* +72				
JUN	8610	8528	8606* +83	SEP				5973	5902	5972* +72				
SEP	8616	8553	8611* +83	DEC				5935	5872	5935* +72				
DEC	8622	8616	8622* +83	MAR										