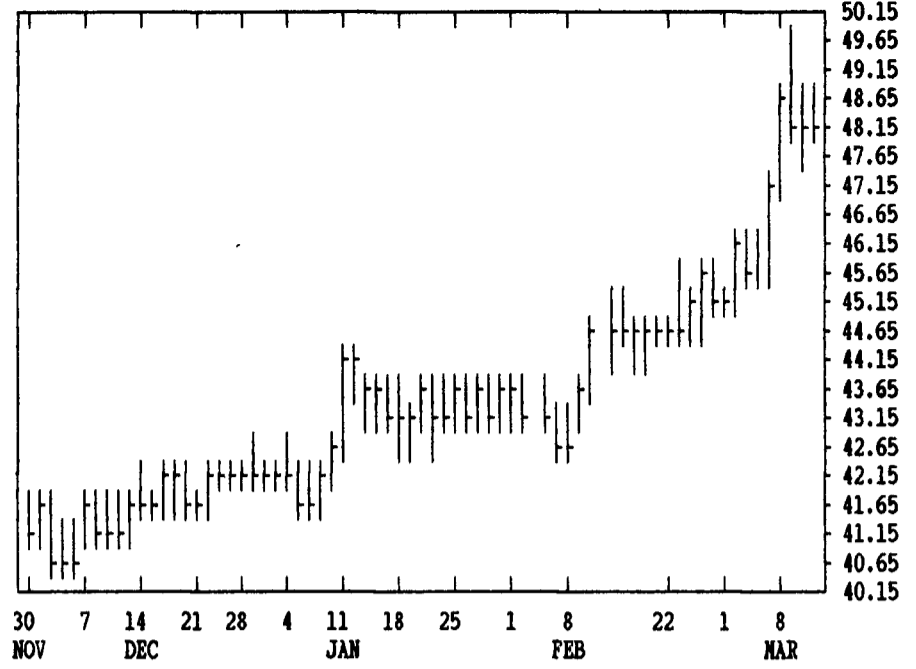


GRAIN, CATTLE AND HOG FUTURES MARKETS

(Closing bids: Thursday, March 11, 1993)

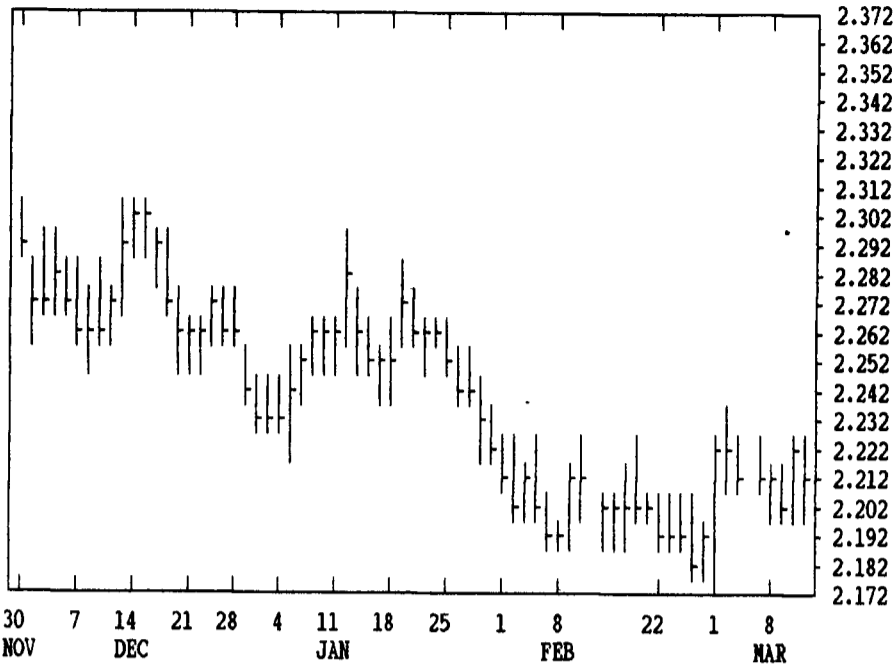
DTN LIVESTOCK 18 APRIL LIVE HOGS

CONTRACT HIGH: 49.80 LOW: 9.69



DTN GRAINS 18 MAY CORN

CONTRACT HIGH: 2.846 LOW: 2.182



DTN FUTURES 13 03/11/93		TECHNICAL POINTS				SLOW STOCHASTIC						
PRICES ARE DECIMAL		MOVING AVERAGES				RSI'S						
CONTRACT	CLOSE	4-DAY	9-DAY	18-DAY	45-DAY	9DAY	14DAY	30DAY	%K	%D	%K	%D
WHEAT MAR	366.25	367.25	371.11	370.14	373.29	41.7	44.7	48.6	15	17	47	65
WHEAT MAY	325.50	330.12	334.81	336.29	344.77	27.5	32.5	39.5	11	15	21	39
KCWHT MAR	358.75	356.12	354.72	351.46	355.42	64.7	59.0	54.1	62	63	83	83
KCWHT MAY	317.75	320.62	323.50	323.97	331.86	31.6	35.4	40.5	15	25	24	36
MNWHT MAR	342.50	345.25	344.56	340.47	342.78	50.3	51.1	50.7	28	50	76	83
CORN MAR	214.50	214.50	214.08	212.97	214.75	57.1	53.5	47.9	64	65	79	81
CORN MAY	221.00	221.25	221.61	220.68	222.51	48.9	47.8	45.6	43	40	63	69
CORN JUL	227.75	228.00	228.58	227.68	229.48	47.1	46.5	45.6	46	39	55	64
OATS MAR	134.00	135.50	136.78	136.83	140.37	28.5	33.0	39.5	6	10	26	38
BEANS MAR	576.00	576.06	578.25	575.99	576.18	49.5	50.5	51.3	44	29	63	73
BEANS MAY	578.00	578.69	581.19	577.81	578.83	48.9	49.8	50.4	40	26	60	71
BEANS JUL	582.75	583.62	586.14	582.33	583.49	49.0	49.9	50.2	42	28	62	73
NEAL MAR	177.80	176.97	177.67	177.36	179.96	51.1	47.7	45.1	60	36	32	38
BNOIL MAR	20.84	20.92	21.11	20.93	21.07	45.5	47.9	50.2	12	16	54	71
CATTLE APR	82.10	81.99	81.17	80.39	79.17	75.5	72.3	68.0	84	85	93	93
CATTLE JUN	76.20	76.06	75.39	74.52	73.84	80.4	74.6	67.0	86	85	93	91
FCTL MAR	85.70	85.79	85.24	84.71	85.20	62.5	58.4	56.0	70	78	80	65
HOGS APR	48.45	48.46	47.18	46.10	44.59	79.5	77.3	71.9	64	74	84	90
HOGS JUN	53.55	53.81	52.53	51.51	49.63	77.2	76.5	72.7	68	78	87	92
PKBLS MAR	46.68	47.55	44.30	41.20	38.65	71.8	71.4	65.4	73	87	89	95

LIVE CATTLE				FEEDER CATTLE				LIVE HOGS			
MONTH	HIGH	LOW	LAST CHG	MONTH	HIGH	LOW	LAST CHG	MONTH	HIGH	LOW	LAST CHG
APR	8245	8202	8210* -20	MAR	8582	8552	8570* -7	APR	4885	4815	4845* +20
JUN	7640	7602	7620* +5	APR	8590	8545	8560* -10	JUN	5402	5337	5355* -17
AUG	7230	7197	7212* 0	MAY	8467	8427	8437* -12	JUL	5175	5107	5120* -35
OCT	7300	7265	7265* -22	AUG	8372	8340	8355* -10	AUG	4880	4842	4865* +7
DEC	7355	7325	7337* -17	SEP	8260	8250	8252* -27	OCT	4395	4355	4365* -5
FEB	7295	7270	7272* -10	OCT	8220	8200	8210* -35	DEC	4482	4465	4475* +10
APR	7400	7370	7370* -35	NOV	8220	8207	8210* -20	FEB	4500	4490	4490* +15
JUN				JAN	8180	8175	8175* -10	APR	4390	4380	4380* +10

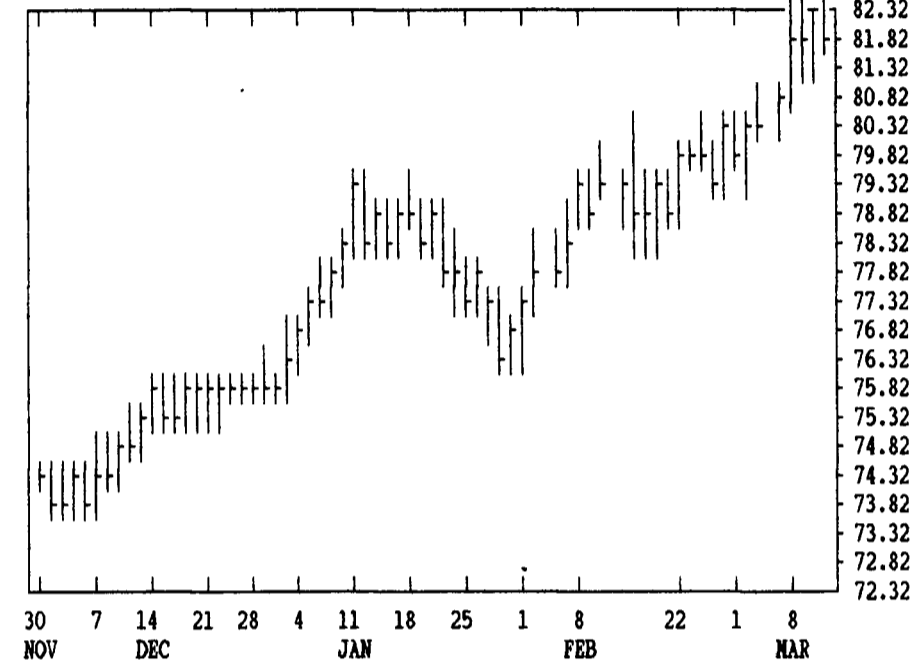
SWISS FRANC				EURODOLLAR				PORK BELLIES			
MONTH	HIGH	LOW	LAST CHG	MONTH	HIGH	LOW	LAST CHG	MONTH	HIGH	LOW	LAST CHG
MAR	6579	6512	6566* +53	MAR	9676	9674	9675* +1	MAR	4805	4650	4667* -50
JUN	6550	6475	6535* +55	JUN	9662	9658	9661* +4	MAY	4920	4760	4800* -40
SEP	6528	6470	6519* +56	SEP	9641	9636	9640* +6	JUL	4945	4810	4842* -35
MAR	14370	14294	14334* +10	DEC	9599	9591	9597* +7	AUG	4760	4630	4665* -40
JUN	14280	14190	14238* +14	MAR	9580	9572	9578* +7	FEB	5120	5025	5090* +5
SEP	14200	14140	14168* +14	JUN	9544	9539	9542* +7	MAR	5030	4980	4980* -55

JAPANESE YEN				S&P 500 INDEX				GERMAN MARK			
MONTH	HIGH	LOW	LAST CHG	MONTH	HIGH	LOW	LAST CHG	MONTH	HIGH	LOW	LAST CHG
MAR	8515	8486	8501* +25	MAR	45740	45340	45440*-200	MAR	6130	5976	6017* +18
JUN	8519	8455	8503* +24	JUN	45810	45400	45495*-205	JUN	5959	5895	5947* +18
SEP	8518	8496	8511* +24	SEP	45855	45480	45550*-205	SEP	5900	5863	5895* +18
				DEC	45930	45550	45610*-205	DEC	5859	5841	5859* +18

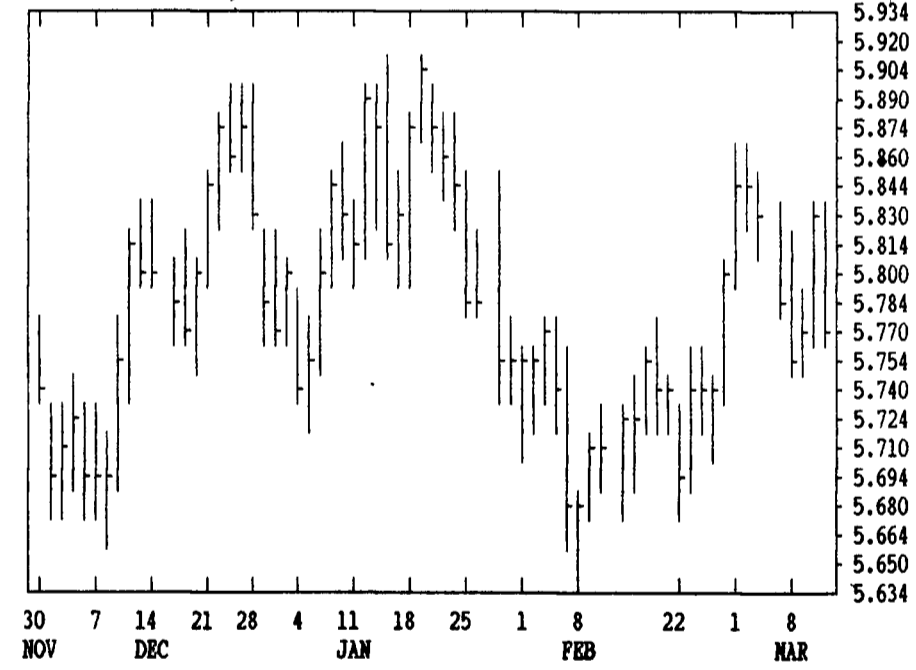
CORN				CHICAGO WHEAT				K.C. WHEAT			
MONTH	HIGH	LOW	LAST CHG	MONTH	HIGH	LOW	LAST CHG	MONTH	HIGH	LOW	LAST CHG
MAR	2152	2142	2144* -12	MAR	3664	3614	3662* +12	MAR	3590	3540	3586* +36
MAY	2220	2206	2210* -12	MAY	3276	3216	3254* -14	MAY	3184	3144	3176* -2
JUL	2284	2274	2276* -10	JUL	3074	3020	3054* -14	JUL	3040	2996	3022* -14
SEP	2340	2330	2332* -10	SEP	3116	3064	3096* -10	SEP	3076	3034	3060* -10
DEC	2412	2400	2402* -10	DEC	3206	3156	3186* -6	DEC	3160	3124	3144* -14
MAR	2476	2466	2470* -10	MAR	3230	3204	3230* -10				
MAY	2506	2506	2506* -12								
JUL	2542	2540	2542* -10	MAR	1352	1340	1340* -14	MAR	3424	3424	3424* -24
DEC	2494	2494	2494* 0	MAY	1360	1344	1350* -10	MAY	3244	3204	3232* -10
				JUL	1366	1352	1354* -10	JUL	3144	3090	3114* -22
				SEP	1370	1360	1360* -4	SEP	3070	3016	3034* -34
								DEC	3120	3094	3120* -34

SOYBEANS				SOYBEAN MEAL				SOYBEAN OIL			
MONTH	HIGH	LOW	LAST CHG	MONTH	HIGH	LOW	LAST CHG	MONTH	HIGH	LOW	LAST CHG
MAR	5804	5750	5760* -46	MAR	1786	1769	1778* 0	MAR	2100	2079	2084* -12
MAY	5830	5772	5780* -52	MAY	1806	1786	1794* -3	MAY	2128	2099	2111* -6
JUL	5882	5820	5826* -54	JUL	1827	1808	1813* -5	JUL	2150	2123	2132* -1
AUG	5904	5844	5854* -46	AUG	1839	1822	1824* -7	AUG	2150	2132	2138* +3
SEP	5920	5864	5872* -42	SEP	1852	1835	1837* -6	SEP	2155	2141	2144* +2
NOV	5980	5920	5924* -50	OCT	1865	1847	1850* -6	OCT	2155	2145	2149* -1
JAN	6056	6000	6004* -36	DEC	1894	1875	1878* -7	DEC	2180	2152	2160* -5
MAR	6114	6070	6074* -40	JAN	1897	1880	1884* -3	JAN			2164* +4
MAY											
NOV	6020	5980	5980* -44								

DTN LIVESTOCK 19 APRIL LIVE CATTLE CONTRACT HIGH: 82.45 LOW: 69.25



DTN GRAINS 23 MAY SOYBEANS CONTRACT HIGH: 6.684 LOW: 5.460



DTN GRAINS 25 MAY SOY MEAL CONTRACT HIGH: 210.0 LOW: 177.0

