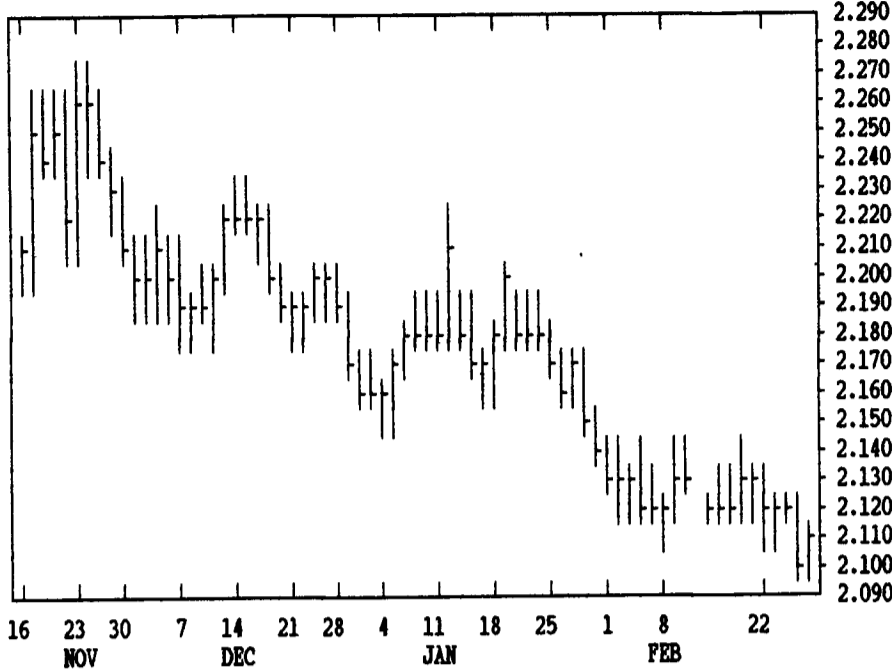


GRAIN, CATTLE AND HOG FUTURES MARKETS

(Closing bids: Thursday, March 4, 1993)

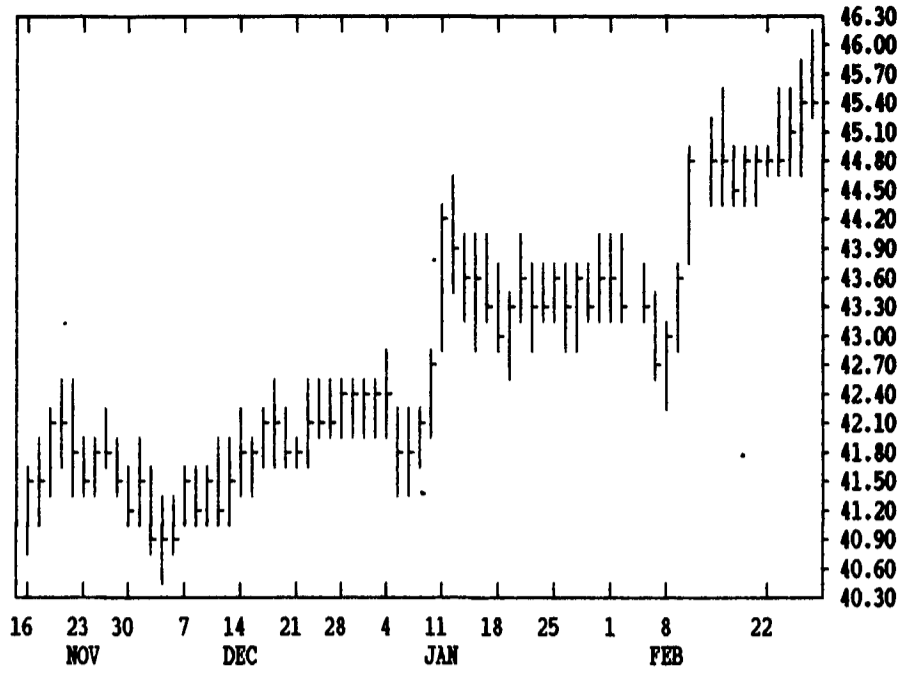
DTN GRAINS 18 MARCH CORN

CONTRACT HIGH: 2.812 LOW: 2.100



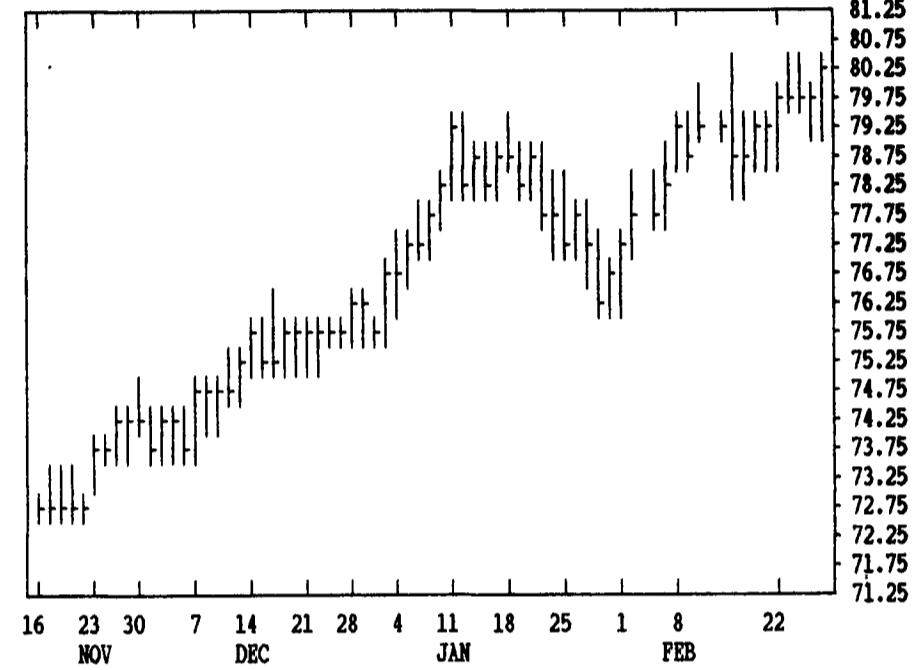
DTN LIVESTOCK 17 APRIL LIVE HOGS

CONTRACT HIGH: 46.00 LOW: 9.69



DTN LIVESTOCK 18 APRIL LIVE CATTLE

CONTRACT HIGH: 80.50 LOW: 69.25



DTN FUTURES 13 02/26/93

DTN WEEKLY TECHNICAL SUMMARY

	Past Week's (2/22/2/26)			January's		Current	
	High	Low	Close	High	Low	Support	Resistance
NEARBY WHEAT	378.75	366.75	372.25	393.00	366.5	347.50	380.00
MAY WHEAT	342.5	330.00	333.25	366.00	345.75	318.00	348.25
NEARBY KCWHT	354.00	344.25	346.75	374.00	355.00	334.00	360.00
MAY KCWHT	327.25	320.5	320.75	351.5	335.00	310.50	336.25
NEARBY NGEWT	341.5!	332.00	338.00	358.00	340.5	324.00	348.00
NEARBY CORN	213.00	210.00	211.25	222.00	214.00	204.50-206.50	221.00
MAY CORN	220.5	218.25	219.25	229.5	222.00	214.50	222.25
JUL CORN	227.75	225.00	225.75	236.00	229.25	214.50	230.50
NEARBY BEANS	579.00	570.25	577.25	588.00	572.00	556.00	594.00
MAY BEANS	581.00	569.00	580.00	591.00	574.5	562-567.50	591.00
JUL BEANS	585.00	573.00	584.5	596.00	578.5	573.00	586.25-592.0
NEARBY NEAL	178.4	175.6	176.3	185.8	180.8	170.00	182.00
NEARBY BNOIL	20.82	20.34	20.80	21.98	20.66	19.91	22.00
NEARBY LIVCT	80.50	78.95	80.225	79.45	76.575	74.53	85.00
JUN LIVCT	74.45	73.025	74.325	74.50	72.50	71.92	74.60
NEARBY FEDCT	84.785	83.45	84.05	87.10	84.10	82.125	89.00
NEARBY LIVHG	46.00	44.75	45.535	44.50	42.90	42.30	47.150
JUN LIVHG	51.30	50.225	50.825	48.935	47.635	48.60	51.30
NEARBY PKBLS	39.90	37.25	38.925	40.40	35.035	34.30	40.15

LIVE CATTLE

FEEDER CATTLE

LIVE HOGS

	HIGH	LOW	LAST	CHG		HIGH	LOW	LAST	CHG		HIGH	LOW	LAST	CHG
APR	8075	8027	7065*	+17	MAR	8510	8450	8490*	+25	APR	4635	4580	4607*	+15
JUN	7492	7450	7485*	+12	APR	8460	8380	8442*	+40	JUN	5185	5137	5155*	+22
AUG	7152	7125	7140*	-7	MAY	8370	8305	8342*	+15	JUL	5000	4955	4972*	+27
OCT	7265	7235	7240*	-12	AUG	8285	8230	8265*	+2	AUG	4710	4665	4695*	+40
DEC	7332	7307	7317*	-17	SEP	8195	8172	8195*	0	OCT	4205	4175	4202*	+30
FEB	7275	7252	7252*	-7	OCT	8165	8150	8165*	+5	DEC	4365	4335	4347*	+27
APR	7375	7365	7370*	0	NOV	8162	8150	8160*	-7	FEB	4385	4350	4360*	+22
JUN					JAN	8125	8125	8125*	+25	APR	4275	4250	4275*	+30

SWISS FRANC

EURODOLLAR

PORK BELLIES

MAR	6600	6539	6573*	+18	MAR	9685	9681	9681*	+1	MAR	4317	4090	4317*	+200
JUN	6563	6520	6537*	+16	JUN	9676	9669	9673*	+4	MAY	4422	4220	4422*	+200
SEP	6540	6503	6517*	+15	SEP	9663	9657*	9657*	+5	JUL	4445	4250	4445*	+200
BRITISH POUND					DEC	9629	9617	9623*	+7	AUG	4305	4105	4305*	+200
MAR	14548	14440	14536*	+48	MAR	9615	9600	9607*	+7	FEB	4975	4775	4975*	+200
JUN	14448	14380	14434*	+44	JUN	9582	9569	9573*	+7	MAR	4882		4882*	+200
SEP	14360		14356*	+40	S&P 500 INDEX					GERMAN MARK				
MAR	8605	8535	8571*	+12	MAR	45030	44705	44725*	-290	MAR	6121	6044	6090*	+31
JUN	8600	8542	8571*	+12	JUN	45080	44750	44770*	-300	JUN	6047	6010	6017*	+30
JUN	8600	8542	8571*	+12	SEP	45115	44800	44805*	-305	SEP	5980	5962	5962*	+29
SEP	8590		8576*	+12	DEC			44875*	-285	DEC	5919	5889	5919*	+30

CORN

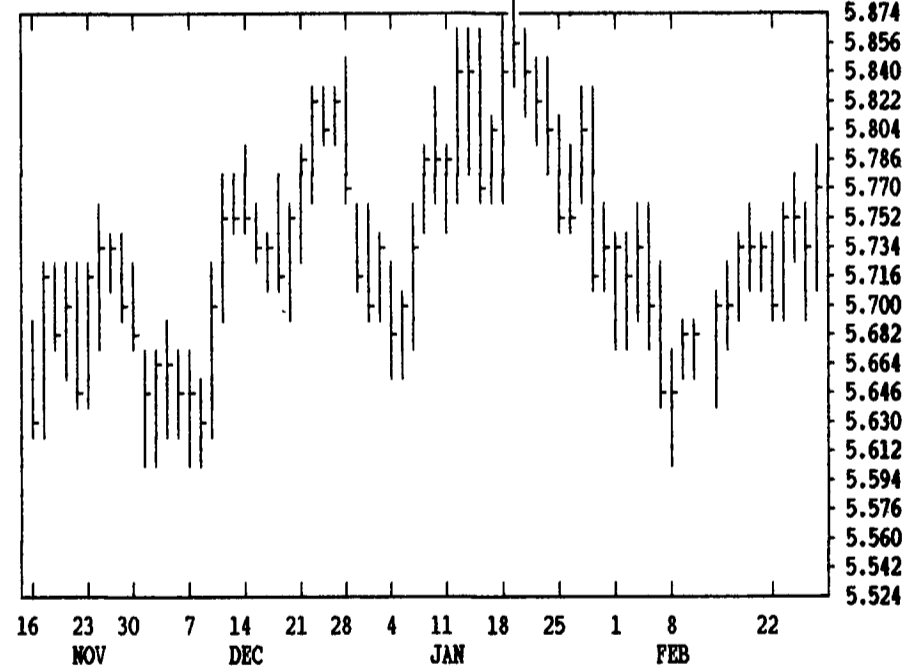
CHICAGO WHEAT

K.C. WHEAT

MAR	2146	2132	2144*	+10	MAR	3790	3750	3772*	+12	MAR	3570	3530	3562*	+16
MAY	2224	2212	2222*	+6	MAY	3450	3372	3416*	+26	MAY	3302	3242	3286*	+32
JUL	2292	2284	2290*	+2	JUL	3182	3124	3166*	+16	JUL	3150	3104	3132*	+14
SEP	2352	2344	2350*	0	SEP	3216	3164	3206*	+16	SEP	3180	3140	3166*	+12
DEC	2424	2416	2422*	0	DEC	3300	3260	3284*	+14	DEC	3266	3240	3260*	+14
MAR	2492	2484	2490*	0	MAR	3324	3324	3324*	+14	MINN WHEAT				
MAY	2526	2522	2524*	0	OATS					MAR	3496	3430	3494*	+60
JUL	2566	2556	2566*	-2	MAR	1390	1380	1380*	0	MAY	3334	3284	3322*	+24
DEC	2514	2502	2514*	-4	MAY	1400	1386	1390*	0	JUL	3242	3204	3230*	+14
SOYBEANS					JUL	1394	1384	1390*	0	SEP	3180	3170	3180*	+14
MAR	5820	5776	5814*	+12	SEP	1392	1390	1390*	0	DEC	3240	3240	3240*	+10
MAY	5850	5810	5846*	+16	SOYBEAN NEAL					SOYBEAN OIL				
JUL	5900	5860	5894*	+16	MAR	1789	1776	1778*	-8	MAR	2154	2107	2144*	\$\$\$''
SEP	5932	5890	5924*	+20	+MAY	1801	1790	1795*	-4	MAY	2181	2134	2173*	+24
NOV	5990	5940	5982*	+22	JUL	1818	1805	1813*	-4	JUL	2202	2156	2196*	+26
JAN	6056	6020	6054*	+20	AUG	1830	1815	1825*	-1	AUG	2205	2163	2200*	+25
MAR	6124	6090	6124*	+24	SEP	1841	1828	1838*	0	SEP	2209	2170	2203*	+28
MAY					OCT	1853	1844	1849*	0	OCT	2203	2172	2203*	+25
NOV	6022	5990	6020*	0	DEC	1882	1863	1878*	+3	DEC	2220	2179	2215*	+26
					JAN	1888	1880	1881*	0	JAN	2225	2215	2215*	+27

DTN GRAINS 23 MARCH SOYBEANS

CONTRACT HIGH: 6.640 LOW: 5.386



DTN GRAINS 25 MARCH SOYMEAL

CONTRACT HIGH: 210.0 LOW: 175.6

