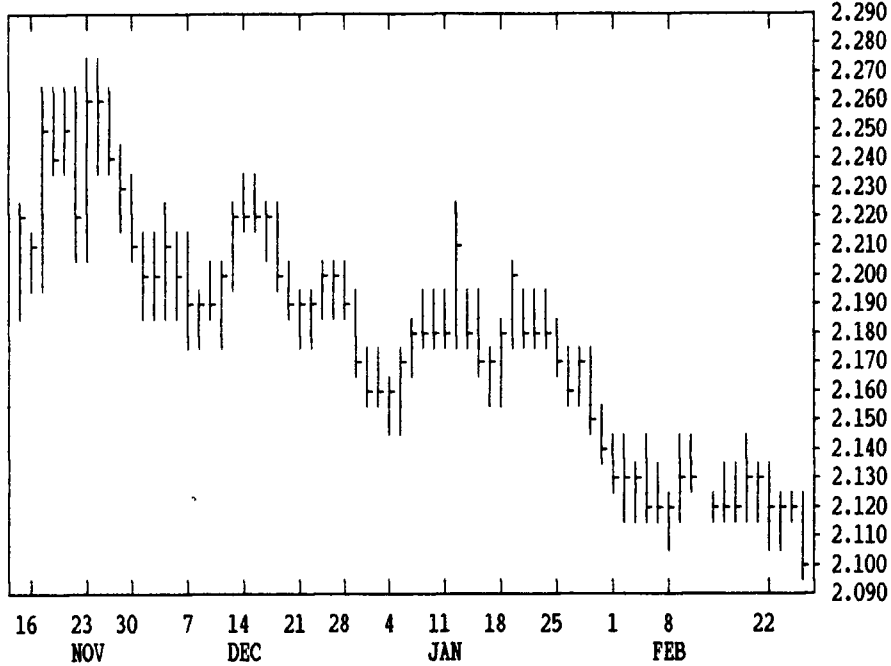


GRAIN, CATTLE AND HOG FUTURES MARKETS

(Closing bids: Thursday, February 25, 1993)

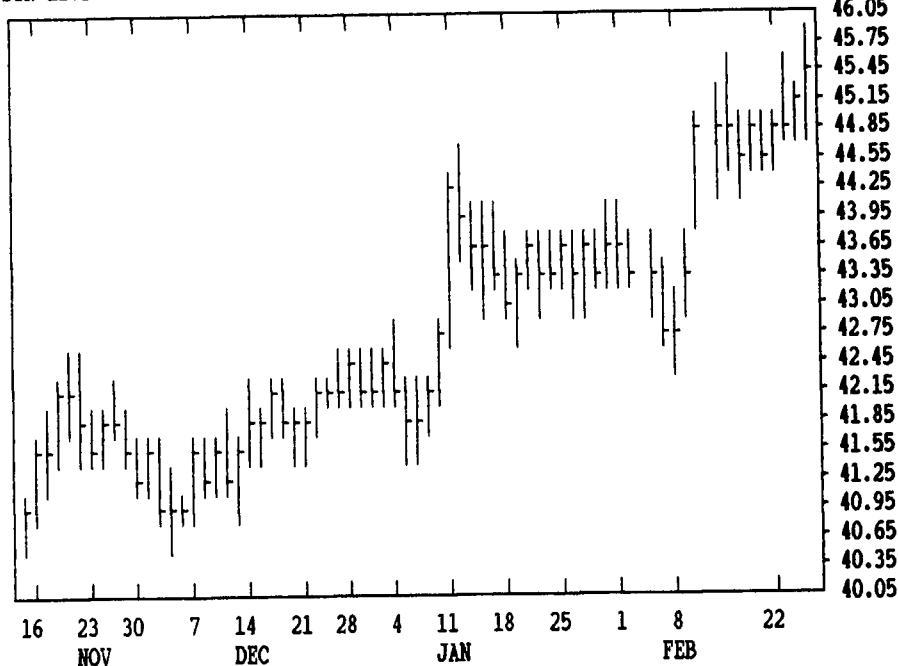
DTN GRAINS 18 MARCH CORN

CONTRACT HIGH: 2.812 LOW: 2.100



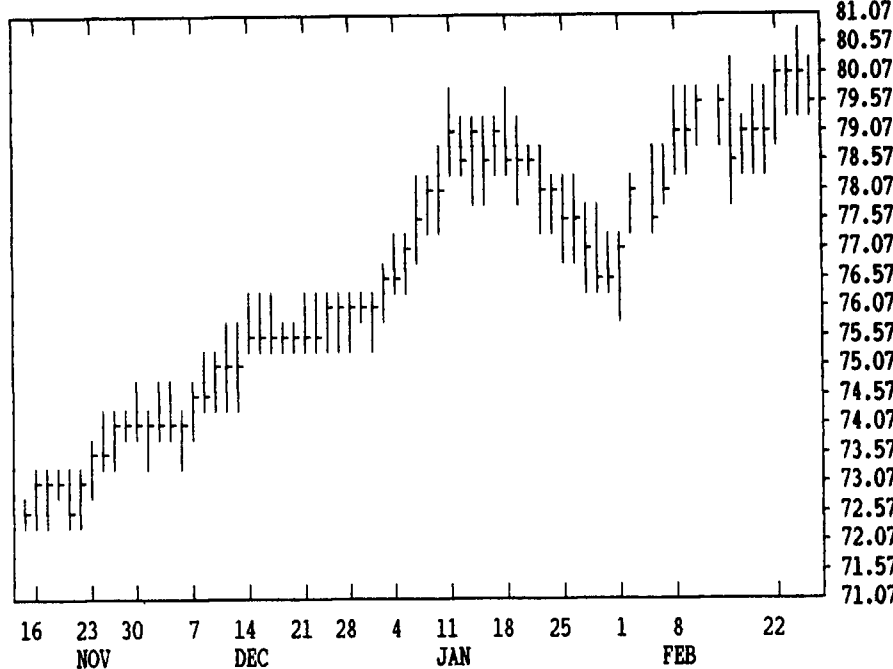
DTN LIVESTOCK 17 APRIL LIVE HOGS

CONTRACT HIGH: 45.75 LOW: 9.69



DTN LIVESTOCK 18 APRIL LIVE CATTLE

CONTRACT HIGH: 80.50 LOW: 69.25



DTN FUTURES 13 02/25/93

TECHNICAL POINTS

SLOW STOCHASTIC

	CONTRACT	CLOSE	MOVING AVERAGES				RSI'S			5 DAY		20 DAY	
			4-DAY	9-DAY	18-DAY	45-DAY	9DAY	14DAY	30DAY	%K	%D	%K	%D
WHEAT	MAR	370.25	372.00	368.33	368.57	370.02	50.5	50.1	51.3	68	75	52	38
WHEAT	MAY	332.50	337.12	338.67	341.11	345.93	30.8	35.3	42.0	27	26	15	17
KCWHT	MAR	345.00	348.87	348.22	349.47	354.33	37.5	40.6	45.3	37	55	35	31
KCWHT	MAY	322.25	324.19	325.36	328.08	333.52	32.8	36.3	41.7	31	30	10	11
MNWHT	MAR	332.25	336.87	336.06	336.89	341.33	38.0	40.7	44.4	45	64	35	31
CORN	MAR	210.25	211.37	211.97	212.37	215.64	23.3	29.1	37.3	9	13	12	16
CORN	MAY	218.50	219.44	219.86	220.24	223.32	22.1	28.8	37.7	10	12	11	13
CORN	JUL	225.25	226.37	226.97	227.47	230.05	18.6	27.1	38.0	10	10	11	15
OATS	MAR	134.25	135.75	137.39	138.72	142.41	24.9	29.6	38.4	29	28	16	17
BEANS	MAR	574.50	573.87	572.97	571.22	575.54	55.3	52.2	51.0	73	67	57	49
BEANS	MAY	574.25	573.06	573.61	572.96	578.89	50.3	48.3	48.5	69	54	41	39
BEANS	JUL	578.50	576.87	577.81	577.42	583.91	50.1	47.9	48.0	67	49	38	36
MEAL	MAR	176.90	176.93	177.18	177.87	181.67	36.0	35.9	39.6	53	46	14	11
BNOIL	MAR	20.49	20.60	20.74	20.72	20.97	39.2	42.8	48.5	27	27	29	34
CATTLE	APR	79.68	79.94	79.52	79.06	78.15	59.2	60.1	61.2	72	76	86	81
CATTLE	JUN	73.70	73.86	73.56	73.41	73.30	55.1	55.1	56.2	65	65	78	71
FCTL	MAR	83.75	84.22	84.37	84.77	85.12	34.6	39.8	47.7	43	46	34	37
HOGS	APR	45.63	45.15	44.97	44.31	43.54	76.8	71.4	65.6	67	51	84	79
HOGS	JUN	50.70	50.70	50.44	49.56	48.43	71.7	70.3	66.8	63	69	87	89

DTN FUTURES 02 02/26/93

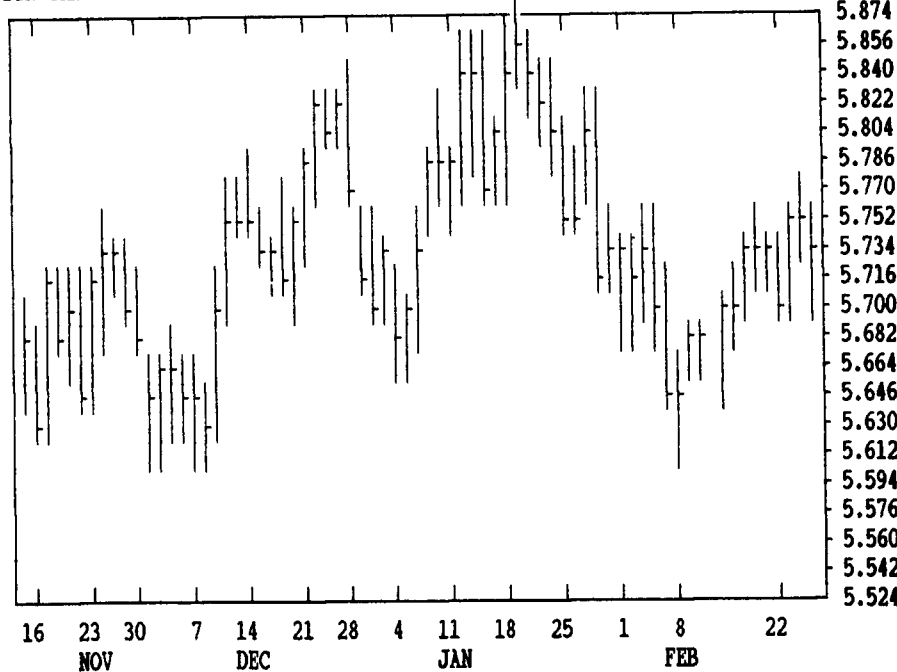
DELAYED COMMODITY QUOTES

CENT. 04:30+

CORN				CHICAGO WHEAT				K.C. WHEAT			
HIGH	LOW	LAST	CHG	HIGH	LOW	LAST	CHG	HIGH	LOW	LAST	CHG
MAR 2116	2100	2102*	-14	MAR 3746	3674	3702*	-42	MAR 3494	3442	3450*	-52
MAY 2200	2182	2184*	-12	MAY 3370	3300	3324*	-54	MAY 3254	3210	3222*	-30
JUL 2266	2250	2252*	-14	JUL 3184	3124	3150*	-32	JUL 3142	3094	3110*	-26
SEP 2326	2310	2312*	-14	SEP 3222	3170	3194*	-32	SEP 3170	3134	3142*	-30
DEC 2390	2374	2376*	-10	DEC 3302	3250	3272*	-34	DEC		3224*	-30
MAR 2454	2440	2444*	-10	MAR 3320	3290	3304*	-34	MINN WHEAT			
MAY 2490	2482	2482*	-12	OATS				MAR 3374	3320	3322*	-62
44 2530	2520	2530*	-6	MAR 1366	1336	1342*	-22	MAY 3290	3240	3244*	-44
DEC 2480	2480	2480*	-2	MAY 1380	1354	1354*	-20	JUL 3230	3170	3170*	-64
SOYBEANS				JUL 1376	1354	1354*	-20	SEP 3170	3134	3134*	-50
MAR 5750	5710	5744*	-6	SEP 1376	1360	1360*	-14	DEC		3230*	-24
MAY 5746	5710	5742*	0	SOYBEAN MEAL				SOYBEAN OIL			
JUL 5790	5754	5784*	+2	MAR 1773	1764	1769*	-5	MAR 2055	2034	2049*	-12
AUG 5810	5780	5806*	+2	MAY 1790	1780	1789*	+1	MAY 2080	2057	2076*	-11
SEP 5810	5794	5810*	-6	JUL 1810	1799	1809*	+1	JUL 2099	2080	2096*	-10
NOV 5872	5844	5872*	0	AUG 1821	1810	1821*	+3	AUG 2104	2086	2104*	-5
JAN 5946	5924	5946*	-2	SEP 1830	1820	1828*	+2	SEP 2107	2092	2103*	-9
MAR 6010	6004	6010*	-6	OCT 1842	1835	1841*	+3	OCT 2110	2093	2105*	-8
				DEC 1866	1855	1866*	+5	DEC 2115	2100	2113*	-10
NOV 5920	5920	5920*	-20	JAN 1865	1860	1863*	0	JAN 2115	2110	2113*	-12

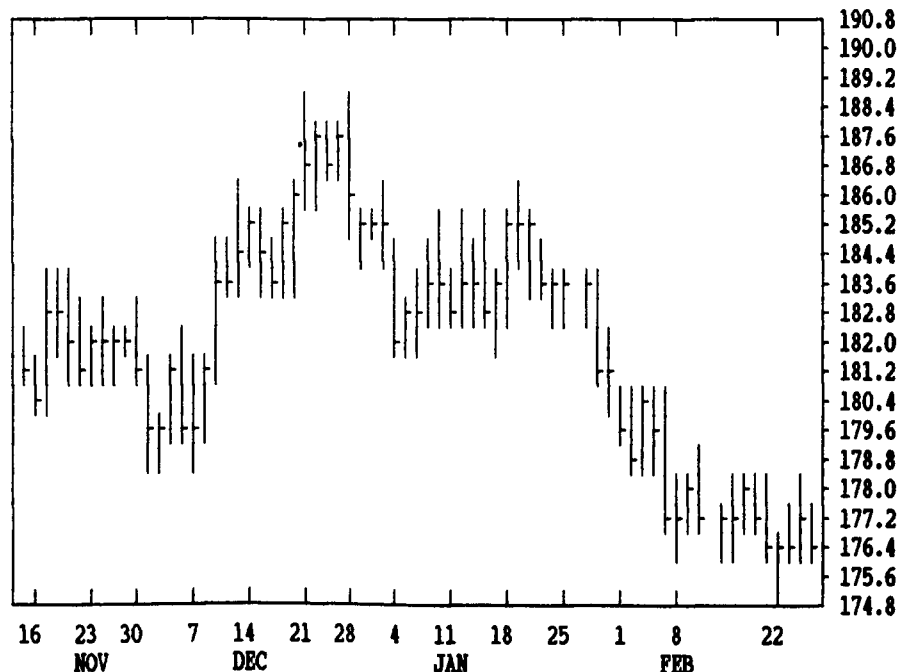
DTN GRAINS 23 MARCH SOYBEANS

CONTRACT HIGH: 6.640 LOW: 5.386



DTN GRAINS 25 MARCH SOYMEAL

CONTRACT HIGH: 210.0 LOW: 175.6



LIVE CATTLE				FEEDER CATTLE				LIVE HOGS			
HIGH	LOW	LAST	CHG	HIGH	LOW	LAST	CHG	HIGH	LOW	LAST	CHG
APR 8010	7955	7967*	-45	MAR 8422	8345	8375*	-27	APR 4575	4500	4562*	+52
JUN 7410	7365	7370*	-22	APR 8350	8275	8315*	-17	JUN 5080	5035	5070*	-2
AUG 7092	7062	7085*	+5	MAY 8280	8215	8242*	+2	JUL 4922	4890	4922*	+7
OCT 7222	7195	7210*	0	AUG 8235	8175	8200*	-2	AUG 4680	4632	4675*	+7
DEC 7295	7260	7277*	-2	SEP 8150	8110	8140*	0	OCT 4200	4170	4200*	+10
FEB 7217	7195	7197*	-5	OCT 8125	8080	8105*	0	DEC 4320	4292	4320*	+21
APR 7350	7320	7320*	0	NOV		8112*	-7	FEB 4325		4325*	+5
JUN				JAN 8080	8070	8070*	-25	APR 4215		4215*	+5
SWISS FRANC !				EURODOLLAR				PORK BELLIES			
MAR 6641	6567	6579*	-50	MAR 9679	9676	9678*	0	MAR 3945	3875	3897*	-22
JUN 6600	6531	6542*	-49	JUN 9668	9661	9664*	0	MAY 4090	4015	4040*	-20
SEP 6580	6510	6517*	-48	SEP 9648	9640	9643*	0	JUL 4105	4035	4075*	-15
BRITISH POUND				DEC 9611	9600	9603*	+1	AUG 3960	3885	3905*	-35
MAR 14336	14204	14288*	+20	MAR 9591	9580	9583*	+1	FEB			
JUN 14240	14136	14188*	+18	JUN 9554	9543	9545*	0	MAR			
SEP 14130	14100	14114*	+18	S&P 500 INDEX				GERMAN MARK			
JAPANESE YEN				MAR 44260	43960	44210*	+30	MAR 6145	6086	6097*	-34
MAR 8540	8484	8513*	-1	JUN 44295	44000	44245*	+30	JUN 6056	6011	6021*	-34
JUN 8540	8485	8514*	-1	SEP 44320	44050	44280*	+25	SEP 5982	5957	5963*	-34
SEP	8515	8519*	-1	DEC		44330*	+20	DEC 5980	5920	5920*	-34