

PRE-SEASON PLANTER PARTS SALE!!!

Save Up To 30%
Off These Planter
Parts For Your
Kinze, New Idea,
John Deere 7000,
Case IH and IH
Planter

Part No.	Description	Reg. Price	Sale Price
GA 2013	Disc Opener	\$18.95	\$16.95
GA 2116	Gauge WHL Arm	\$9.95	\$7.95
GA 2022	Gauge WHL Bear	\$6.80	\$5.95
GA 6056	Closing WHL Arm	\$20.75	\$14.95
GD 1040	Seed Belt	\$4.99	\$3.99
GR 0664	Finger Carrier w/Brush	\$22.95	\$19.95
GR 0933	Finger Wheel	\$22.95	\$19.95
BT-KIN	Hopper Topper (Increase Hopper Capacity)	\$35.67	\$32.10
SICWB	Quick Adj. Bracket (For Closing Wheels)	\$54.95	\$49.50
HERB45-1124	1/2"x12 Wave No Till Coultter	\$16.80	\$14.95
407486R1	Seed Flow Graphite	\$3.40	\$3.06

PLANTER PARTS -CASE IH & IH 800 & 900 SERIES

Part No.	Description	Reg. Price	Sale Price
90850C92	Disc Opener	\$24.94	\$19.15
90851C92	Disc Opener	\$24.94	\$19.15
91285C1	Firming Point	\$9.61	\$7.38
91285C	Firming Point (Carbide Tip)	\$23.29	\$20.98
1277777C1	Firming Point Boot	\$26.86	\$20.65
1277777C NEW!	Firming Point Boot (With Carbide Sides)	\$55.71	\$49.95
145156C91	Seed Brush Assemb.	\$38.99	\$35.09
1263979C92	Closing Disk Package (Per Row)	\$128.16	\$98.45
6200-100	Closing Wheel Package (Per Row)	\$131.00	\$117.90



REMOTE MASTER DOES IT ALL!




- Tired of climbing down from your tractor just to switch hoses?
- Save time, money and steps!
- Now you control two circuits with the flip of a switch!
- Stay safe - Keep high-pressure hydraulics out of your cab.
- Universal - Fits all tractors
- Large Capacity - 1.5 gpm

The REMOTE MASTER lets you use one outlet to control two sets of hoses by moving a three-position toggle switch from circuit A to circuit B, then operating your existing tractor lever for directional control

Couplers Included List \$439.00 **\$399.49**

SAVINGS ON QUALITY CASE IH PAINT



- Gives up to 33% more coverage than ordinary paints — so you use less.
 - Tough resilient high gloss finish resists cracking peeling and chipping — outlasts other paints
 - Restores original beauty to your equipment
 - Color matched to OEM specifications
 - Fast-drying — gets you back into the field faster
- Applications → Gloss Red; All equipment from 1981 to present. Non-Glare Black; All equipment from 1988 to present.
- \$4.03** (1-3 gal.)
Aerosol Can Reg. \$4.48
- \$8.27** (4+ gal.)
Quart Reg. \$9.19
- \$27.33** (1-3 gal.)
\$25.81 (4+ gal.)
Gal. Reg. \$30.37

Super-bright hi-beam spotlight!

Includes mounting bracket and screws

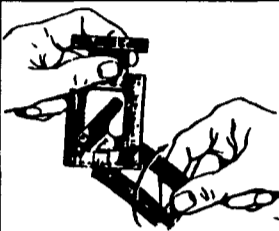
Just 99¢!

(ZJUS888)
Reg. Sale Price \$14.99
Save \$5.00



DIGITAL MONITORS

- MIC-00109 - Calc-An-Acre- **\$169.95**
- MIC-00114 - Yield Trak Monitor - **\$299.95**
- MIC-00116 - Sprayer Monitor - **\$1,096.87**



T-BAR SPREADER CHAIN

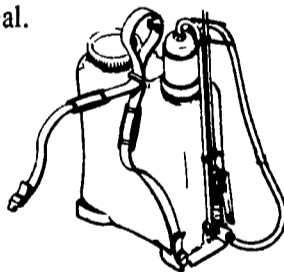
Part No.	Application	Reg. Price	Sale Price
HT67	Plain Link	\$9.00	\$7.75
HT3338	Slat Gehl & Knight, 350 & 410	\$9.27	\$8.34
HT5812	Slat Gehl & Knight, 250 & 252	\$14.90	\$13.41
HT5034	Slat NI 351, 360 Etc.	\$14.46	\$13.01
HT6212	Slat NI 218, 244, 245, Etc.	\$17.23	\$15.51

Economical & Ideal For
FRUIT TREES LAWN & GARDEN
Easy Operating Hand Pump Lever



BACK PACK SPRAYER

Tank Capacity: 4 Gal.
Pump: 15-60 PSI
Hose Length: 53.1"
Weight: 10.6 Lbs.



Empty
Reg. \$95.50
NOW ONLY \$79.95

Pump Handle Can Be Installed For
Right Or Left Hand Operation.



ONLY \$20.95

WIPE THE WEEDS OUT OF
YOUR YARD - GARDEN - CROPS.
AUTOMATIC METERING WEED WIPER
CONTACT HERBICIDE APPLICATOR

- ✓ Easier than hoeing
- ✓ No overspray
- ✓ Safer than spraying
- ✓ Economical
- ✓ No spray drift

CHISEL PLOW PARTS

Part No.	Description	Reg. Price	Sale Price
123-5L	1/2 x3" Twist Shovel 20-50 Pcs.	\$7.66	\$6.89 \$6.69
CC 124-5L	1/2 x4" Twist Shovel (Slash Point) 20-50 Pcs.	\$11.98	\$10.45 \$10.25
EP6135	Glencoe Point	\$4.94	\$4.48
EP6137	Glencoe Moldboard	\$7.67	\$6.90
EP 6133	Glencoe Frog	\$6.35	\$5.72
28597R1	Coulter Chisel Blade	\$27.17	\$20.35

SUBSOILER PARTS

Part No.	Description	Reg. Price	Sale Price
41B2512 SF	Sunflower Point 20 Or More	\$9.75	\$8.95 Ea. \$8.78
41B2508	IH & Case IH #14 Point 20 Or More	\$9.25	\$8.78 Ea. \$8.32
41B2512 JD	JD Subsoiler Point	\$9.61	\$9.12 Ea.

MISC. DISK BLADE SALE (While Supply In Stk. Lasts)

Qty. Avail.	Size, Gauge & Decimal	P-Plain Edge N-Notched Edge	Hole Size And Type	Part #	List Price	Sale Price
32	20x7 (.177)	P	1 11/64" + 1 19/64" sq. for 1 1/8" + 1 1/4" axle	deep done B32709MF	\$19.88	\$5.00
49	22x8 (.157)	P-deep cone	1.578 (1 9/16) r'nd	N2007R3352C	\$21.40	\$5.00
5	22x7 (.177)	P-deep cone	1 11/64" + 1 19/64" sq.	B32711MF	\$25.28	\$7.00
8	22x7 (.177)	N 22071181145	1 11/64" + 1 19/64 sq. for 1 1/8 + 1 1/4 axle	B31323MF	\$26.36	\$12.00
25	22x7 (.177)	N	1 1/4 r'nd	7200390MF	\$26.36	\$10.00
4	22x1/4 (.250)	P	1 1/2" r'nd	30-127MF	\$36.52	\$14.00
7	28x1/4 (.250)	P	1 1/2 sq.	15122MF	\$51.90	\$26.95
7	24x1/4 (.250)	N24141181145	1 1/8 + 1 1/4 sq.	N2414W	\$45.24	\$20.95
47	22x (.197)	P	Coulter Blades 1 1/2 r'nd	OEM#122109	\$40.55	\$14.00

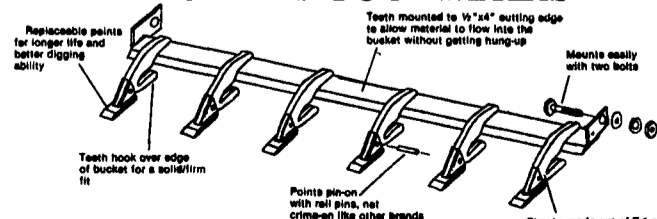
PLOW PARTS SPECIALS

- Limited Quantities Available On Some Items
- Quantily -50 ... 463251R..14" Plow Share **\$5.95**
 6 ... 462314R..16"-18" IHC Moldboard **\$34.40**
 3 ... 491634R..16"-18" IHC Moldboard **\$47.84**

RECEIVER HITCHES

- CJ4 - Ford, Dodge, Chevy to 88..... Reg. \$92.95 Sale **\$83.69**
 CJ411 - 88-93 Chevy Std. Bed..... Reg. \$92.95 Sale **\$83.65**
 CJ411S - 88-93 Chevy Short Bed..... Reg. \$103.95 Sale **\$93.56**
 CJV1 - Chevy Full Sized Van..... Reg. \$92.95 Sale **\$83.65**
 CJV3 - Dodge Full Sized Van 78-85..... Reg. \$92.95 Sale **\$83.65**
 CJV31 - Dodge Van Full Size 85-93..... Reg. \$92.95 Sale **\$83.65**
 CJV2 - Ford Full Sized Van..... Reg. \$92.95 Sale **\$83.65**
 CJAV1 - Chevy Astro Van..... Reg. \$103.95 Sale **\$93.56**
 CJAV2 - Ford Aerostar Van..... Reg. \$103.95 Sale **\$93.56**

BUCKET TOOTHBARS



- EZ60-60" - \$315.00
- EZ62-62" - \$321.00 - \$288.00
- EZ72 - 72" - \$356.00 - \$320.67
- H674574 - 63" - \$240.00 - \$228.00
- H674575 - 72" - \$280.00

BINKLEY & HURST BROS. INC.

133 Rothsville Station Rd.
Lititz, PA 17543
(717) 626-4705



After Hours Emergency Parts Call:
(717) 626-0885 (717) 626-5159
(717) 859-8768



Machinery Sales & Parts Dept.
Mon.-Fri. 7 AM to 5 PM; Sat. 7 AM to 11:30 AM