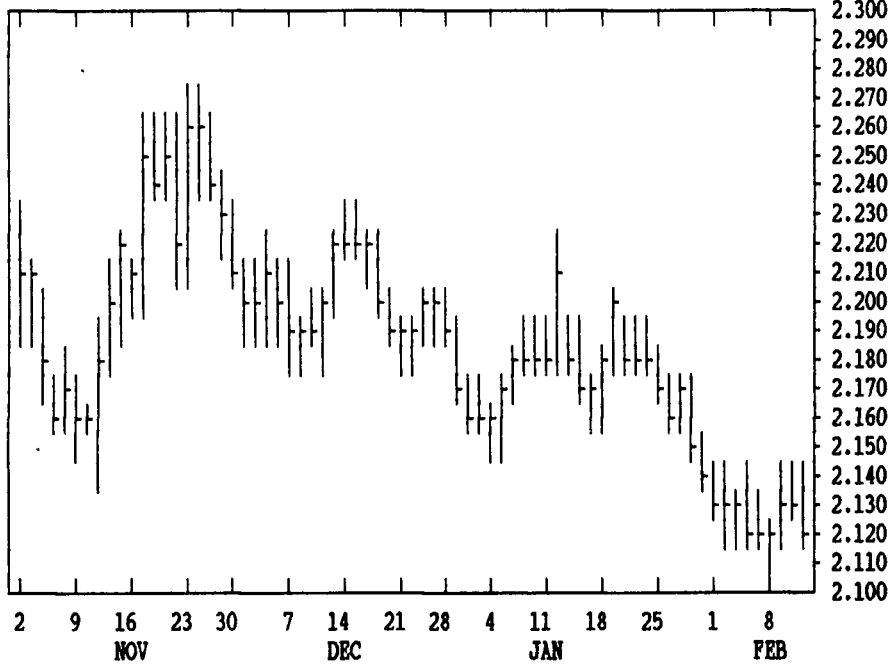


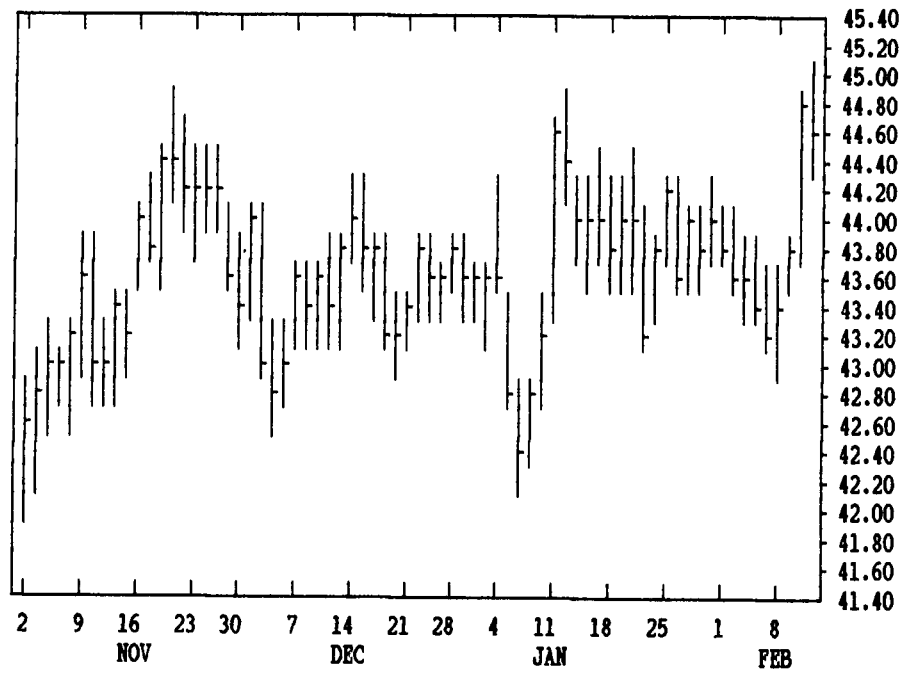
GRAIN, CATTLE AND HOG FUTURES MARKETS

(Closing bids: Thursday, February 11, 1993)

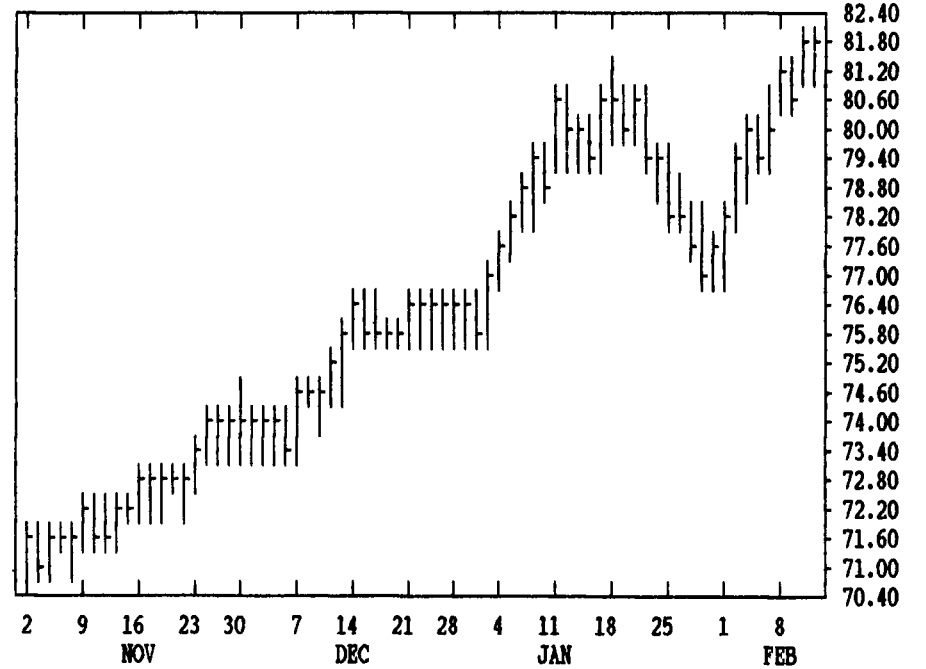
DTN GRAINS 18 MARCH CORN CONTRACT HIGH: 2.812 LOW: 2.110



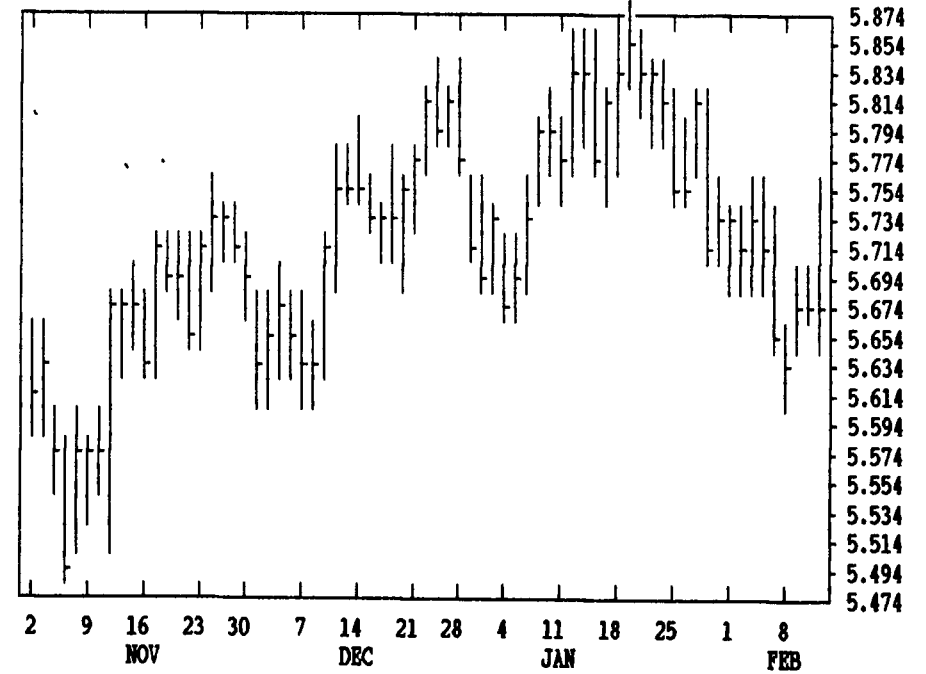
DTN LIVESTOCK 18 FEB LIVE HOGS CONTRACT HIGH: 45.95 LOW: 40.02



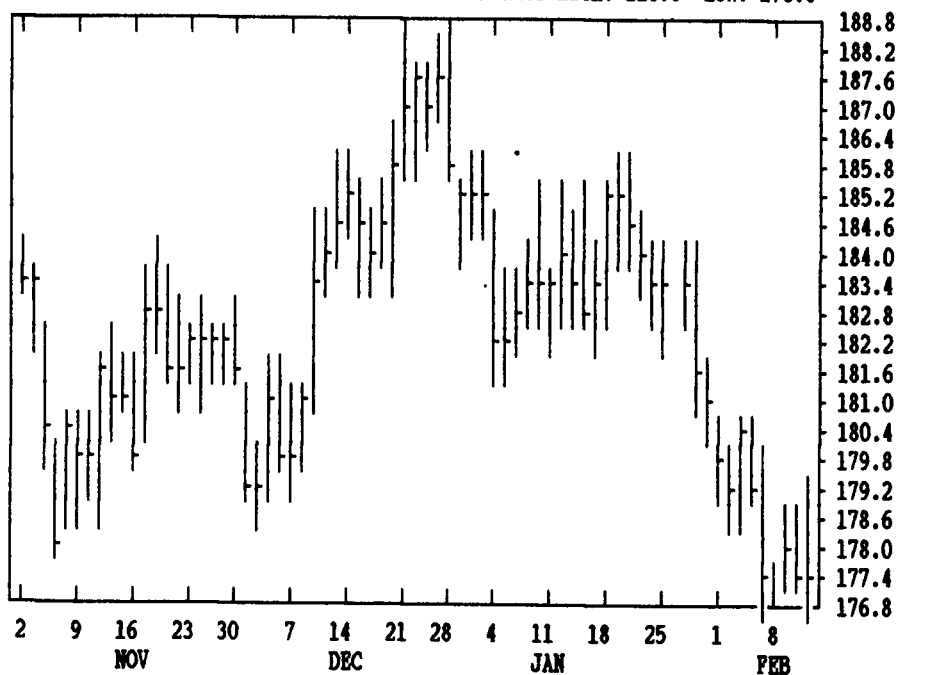
DTN LIVESTOCK 19 FEB LIVE CATTLE CONTRACT HIGH: 82.10 LOW: 68.10



DTN GRAINS 23 MARCH SOYBEANS CONTRACT HIGH: 6.640 LOW: 5.386



DTN GRAINS 25 MARCH SOYNEAL CONTRACT HIGH: 210.0 LOW: 176.8



DTN FUTURES	13 02/11/93		TECHNICAL POINTS					SLOW STOCHASTIC					
	CONTRACT	CLOSE	MOVING AVERAGES		RSI'S			5 DAY		20 DAY			
WHEAT	MAR	367.50	365.75	368.81	376.43	367.86	42.9	45.6	50.2	63	43	21	21
WHEAT	MAY	343.25	342.62	343.56	350.12	346.75	42.5	44.2	47.9	79	57	22	16
KCWHT	MAR	350.25	348.25	350.72	357.64	354.60	43.6	44.7	48.2	70	45	20	14
KCWHT	MAY	331.00	329.50	330.81	336.71	335.22	44.0	44.5	47.0	75	50	20	12
MNWHY	MAR	337.00	335.56	337.72	344.04	341.46	42.7	43.9	47.1	69	43	19	13
CORN	MAR	212.50	212.81	212.78	215.01	217.39	34.6	36.1	40.8	68	55	16	10
CORN	MAY	220.25	220.56	220.61	222.89	224.99	34.2	35.9	41.0	64	50	14	9
CORN	JUL	227.75	227.87	227.97	230.03	231.38	36.4	38.3	43.0	69	53	17	10
OATS	MAR	140.75	140.81	140.06	141.31	144.71	46.8	44.8	47.0	82	70	33	24
BEANS	MAR	567.00	567.19	569.47	574.46	575.91	37.5	40.8	46.8	44	35	15	15
BEANS	MAY	569.75	570.00	572.31	577.42	580.19	36.6	39.7	45.8	45	37	16	16
BEANS	JUL	574.25	574.94	577.03	582.03	585.56	36.6	39.5	45.4	47	39	17	17
NEAL	MAR	177.40	177.60	178.56	181.02	183.22	29.5	32.5	39.8	27	23	8	10
BNOIL	MAR	20.65	20.62	20.69	20.98	20.86	43.3	45.5	50.3	68	45	16	14
CATTLE	FEB	82.08	81.47	80.39	79.62	78.33	74.7	70.7	68.1	91	88	92	78
CATTLE	APR	79.48	79.33	78.59	78.15	77.35	66.4	64.1	63.4	81	80	85	71
FCTL	MAR	85.88	85.92	85.18	85.18	84.99	59.0	57.4	58.3	81	84	71	54
HOGS	FEB	44.70	44.18	43.84	43.86	43.71	66.6	61.2	56.6	85	70	52	41
HOGS	APR	44.80	44.04	43.66	43.59	42.91	70.4	66.5	62.7	91	69	61	50
PKBLS	FEB	37.35	36.46	35.80	35.78	37.10	63.7	56.0	49.2	80	77	39	25

CORN				CHICAGO WHEAT				K.C. WHEAT						
MAR	HIGH	LOW	LAST	CHG	MAR	HIGH	LOW	LAST	CHG	MAR	HIGH	LOW	LAST	CHG
MAR	2140	2122	2124*	-10	MAR	3710	3646	3674*	-4	MAR	3534	3494	3502*	-20
MAY	2216	2200	2202*	-10	MAY	3464	3424	3432*	-16	MAY	3340	3300	3310*	-20
JUL	2290	2274	2276*	-6	JUL	3270	3230	3234*	-16	JUL	3232	3202	3202*	-16
SEP	2354	2336	2340*	-4	SEP	3304	3266	3280*	-12	SEP	3262	3230	3234*	-16
DEC	2420	2400	2402*	-4	DEC	3390	3350	3350*	-20	DEC	3330	3320	3320*	-12
MAR	2480	2464	2466*	-6	MAR	3390	3390	3390*	-24	MINN WHEAT				
MAY	2524	2510	2514*	-2	OATS				MAR	3392	3360	3370*	-20	
JUL	2560	2550	2554*	0	MAR	1432	1406	1406*	-20	MAY	3332	3304	3314*	-14
DEC	2494	2494	2494*	-4	MAY	1424	1400	1402*	-16	JUL	3304	3284	3290*	-14
SOYBEANS				JUL	1414	1396	1400*	-14	SEP	3250	3234	3246*	+2	
MAR	5750	5650	5670*	-16	SEP	1412	1400	1400*	-14	DEC	3320*		0	
MAY	5770	5684	5696*	-20	SOYBEAN NEAL				SOYBEAN OIL					
JUL	5816	5730	5742*	-24	MAR	1795	1769	1774*	-3	MAR	2082	2059	2065*	-14
AUG	5834	5756	5760*	-22	MAY	1803	1779	1784*	-2	MAY	2107	2085	2092*	-10
SEP	5834	5774	5780*	-14	JUL	1820	1800	1805*	-2	JUL	2126	2106	2114*	-7
NOV	5910	5834	5842*	-20	AUG	1828	1812	1814*	-2	AUG	2135	2120	2120*	-8
JAN	5980	5914	5914*	-26	SEP	1838	1822	1823*	-2	SEP	2138	2120	2125*	-6
MAR	6020	5984	5984*	-30	OCT	1845	1831	1833*	-3	OCT	2143	2129	2129*	-5
MAY					DEC	1869	1850	1853*	-4	DEC	2155	2128	2144*	-2
NOV	5950	5890	5900*	0	JAN	1870	1858	1858*	-7	JAN	2162	2150	2152*	+2
LIVE CATTLE				FEEDER CATTLE				LIVE HOGS						
FEB	HIGH	LOW	LAST	CHG	MAR	HIGH	LOW	LAST	CHG	FEB	HIGH	LOW	LAST	CHG
FEB	8210	8152	8207*	+27	MAR	8617	8565	8587*	-25	FEB	4512	4450	4470*	-7
APR	7972	7915	7947*	-7	APR	8475	8422	8450*	-12	APR	4500	4460	4480*	-2
JUN	7395	7340	7357*	-7	MAY	8377	8335	8337*	-22	JUN	5030	4970	5027*	+50
AUG	7190	7157	7170*	-7	AUG	8307	8280	8295*	0	JUL	4895	4855	4892*	+27
OCT	7320	7282	7300*	-7	SEP	8220	8200	8207*	-22	AUG	4642	4610	4632*	+12
DEC	7350	7325	7330*	-20	OCT	8195	8175	8195*	-10	OCT	4185	4170	4182*	+2
FEB	7280	7240	7240*	-32	NOV	8192*		+2	DEC	4310	4285	4310*	+20	
APR					JAN	8185	8167	8167*	+2	FEB	4305	4300	4305*	+25
SWISS FRANC				EURODOLLAR				PORK BELLIES						
MAR	6516	6474	6502*	+10	MAR	9670	9663	9668*	+3	FEB	3735	3655	3735*	+40
JUN	6485	6442	6470*	+10	JUN	9652	9652	9652	+10	MAR	3770	3670	3745*	+32
SEP	6447* +10				SEP	9620	9606	9618*	+11	MAY	3880	3785	3860*	+37
BRITISH POUND				S&P 500 INDEX				GERMAN MARK						
MAR	14232	14122	14152*	-72	MAR	9565	9550	9563*	+14	JUL	3952	3815	3937*	+95
JUN	14124	14040	14060*	-76	MAR	9542	9527	9540*	+13	AUG	3900	3715	3875*	+150
SEP	14010	13994	13994*	-78	JUN	9502	9489	9501*	+12	FEB				
JAPANESE YEN				MAR	45020	44730	44805*	+95	MAR	6043	6043	6043	+45	
MAR	8358	8203	8264*	+3	JUN	45070	44775	44855*	+100	JUN	5940	5920	5935*	+8
JUN	8357	8224	8265*	+1	SEP	45120	44900	44905*	+85	SEP	5882	5875	5882*	+8
SEP	8350	8272	8272*	-1	DEC	45000*		+90	DEC	5841	5830	5841*	+8	