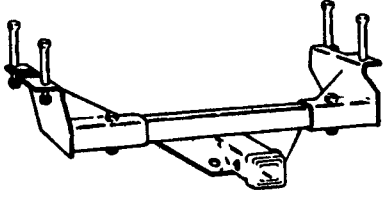


SEE US FOR YOUR BOLT ON RECEIVER HITCHES

Heavy Duty Class 4
10,000 LB. MTGW
1,000 Lb. Tongue Wt.
W/WT Distributing



ALSO SEE US for your Axle parts & complete assemblies
2,000 - 22,500 LB.
Axles & Suspensions
Metal Trailer Components
Lights & Electrical supplies
Brakes, Tires & Wheels
Jacks, Couplers & Hitches
Hardwood Accessories & much more

Buy Where the Quality is #1 at the right price

Ask For Dean At:

BINKLEY & HURST BROS. INC.

133 Rothsville Station Rd. - Lititz, PA 17543
717-626-4705



'76 Mack
& 28 Ft. Aluminum Dump Trailer
717-626-6014

TRAILER HITCHES

Heavy Duty Truck Hitches, Vans, 4x4's, Motor Homes
Most Class III Hitches \$59.95
Most Class IV Hitches \$87.00
Most Full Size Van Hitches \$73.00
Mini Van Hitches \$75.00

-Wholesale Outlet-
Weight Distributing Hitches Complete \$182.00 + Ball



Chrome Trailer Balls
1-7/8" Ball \$4.40
2" Ball \$5.00
2-5/16" Ball \$8.00



Pintle Mount 7" \$23.40
1" \$36.00
Universal Pintle Hitch 16,000# \$57.00



Ball Mounts 2" to 10" Drop \$12.00 & Up
Pintle Hook 7 Ton \$90.00
Goose Neck Hide-Away Box \$7.00




Tekonsha Electronic Brake Control \$58.20 & Up
Convert-A-Ball 2 Ball \$19.20
3 Ball \$29.99
Hitch Pin Lock & Key \$7.00

Thousands of Parts in Stock - Buy Below Dealer Cost
U.P.S. C.O.D. SHIPMENTS ONLY
Call For Free "Full" Price List
GSI SERVICES
215-536-6333 FAX 215-536-8437

Trailer Hitches
Brake Controllers
Pintle Hooks
and Much More!
Free Catalog
Free UPS/Credit Cards
Weaver Distributing
1-800-Weaver-D

MOTORS
New & Rebuilt
350, 366,
427, 454
6.2 Diesels
Rebuilt & Used
Will Install
Roll Back Service
(at cost)
717-762-6415



'79 International S-1900
MV-446 Gas, 5+4 Sp., Recent Engine, Trans, Clutch, 15 1/2 Body, Grain Door, 400+ Bu., Clean
(908) 782-2936

Our 52nd Year
INTERNATIONAL TRUCKS
Sales • Service • Parts
IVECO
Parts, Service & Warranty

CENTRAL GARAGE INC.
S. 2nd St., Womelsdorf, Pa. 19567
215-589-4581

TRUCKS
Sales • Service • Parts
CUMMINS
Service • Parts

SALES - LEASING
STATE INSPECTION
ASE Certified Mechanics! — REPAIRS —
All Make Trucks And Cars

NEW TRUCKS

1993 International 4700	25,500 GVW
1993 Nissan UD 2600	26,000 GVW
1992 Nissan UD 1300, 5 Speed	13,000 GVW
1991 Nissan UD 1800	17,000 GVW

USED TRUCKS

1990 International 4900	32,900 GVW
1988 International w/Van Body	28,000 GVW
1977 International 1854	30,000 GVW
1976 International Fleetstar, Automatic	35,000 GVW
1978 International	19,200 GVW
1985 Ford F350 w/Dump	10,000 GVW
1976 Chevy	23,160 GVW
1986 Iveco Z340	18,900 GVW

PRE-OWNED CARS & TRUCKS
1991 Dodge Caravan - \$14,500
1986 Olds Firenza Sta. Wgn. - \$2,395
1979 Jeep - Mechanic's Special!

ASSORTED NEW AND USED TRUCK BODIES FOR SALE!
• Heavy Duty Winch •
• Grain Bodies, Stake Bodies & Van Bodies, 14 Ft. To 22 Ft.

REEDMAN LEASING 1800 CARS-TRUCKS

*All Cars Below Equipped With Auto Trans, Air Cond, PB, PS, & Stereo.
* '93 New Jaguar \$549.00
Per Month For 36 Months. Closed End Lease.
Stock #92027 6 Cyl VIN PC671898 MSRP * \$53,067
Total Of Monthly Payments \$19,764.00 With \$2500 Down

* '93 New Corvette 2 Dr Cpe \$299.00
Per Month For 36 Months. Closed End Lease Stk #15013 8 Cyl VIN F8100448 MSRP * \$25,925
Total Of Monthly Payments \$10,784 With \$4000 Down

* '93 New Linc Mark VIII \$468.00
Per Month For 24 Months. Closed End Lease. Stock #99536 8 Cyl VIN PY667386 MSRP * \$37,230
Total Of Monthly Payments \$11,232 With \$3000 Down 11* Per Mile Over 30,000

* '93 New Linc Town Car \$389.00
Per Month For 24 Months. Closed End Lease. Stock #88001 8 Cyl VIN PY602431 MSRP * \$34,750
Total Of Monthly Payments \$9336 With \$2800 Down 11* Per Mile Over 30,000 Miles

* '93 New Linc Continental \$327.00
Per Month For 24 Months. Closed End Lease. Stock #99004 6 Cyl VIN PY602337 MSRP * \$33,918
Total Of Monthly Payments \$7848 With \$3000 Down 11* Per Mile Over 30,000 Miles

* '93 New Chrys NY Salon \$199.00
Per Month For 36 Months. Closed End Lease. Stock #50005 6 Cyl VIN PD102717 MSRP * \$20,000
Total Of Monthly Payments \$7184. With \$2200 Down

* '93 New Dodge Stealth \$267
Per Mth For 48 Months. Closed End Lease. Stk #86008 6 Cyl VIN PY066812 MSRP * \$21,725
Total Of Mthly Pymts \$12,816 With \$1500 Down Total Of \$5,000 Mi

* '93 New Merc Grand Marq GS \$296.00
Per Month For 24 Months. Closed End Lease. Stock #91004 8 Cyl VIN PX601241 MSRP * \$23,529
Total Of Mthly Payments \$7104 With \$2500 Down

* '93 New Merc Sable GS \$229.00
Per Month For 24 Months. Closed End Lease. Stock #94501 6 Cyl VIN PA600119 MSRP * \$18,140
Total Of Monthly Payments \$5978 With \$1700 Down 11* Per Mile Over 30,000 Miles

* '93 New Ply Voyager \$199.00
Per Month For 36 Months. Closed End Lease. Stock #76002 4 Cyl VIN PR107380 MSRP * \$15,378
Total Of Monthly Payments \$7184 With \$1500 Down

SHOP REEDMAN BEFORE YOU BUY LEASE OR RE-LEASE A CAR OR TRUCK
FLASH! If You Still Have Payments On Your Present Leased Car, Or Truck We Would Like To Bid On Your Lease For A New Vehicle, Individual Lease, Or Company Leasing.

* '93 New T-10 Blazer 4x4 4 Dr \$252.00
Per Month For 48 Months. Closed End Lease Stk #75025 6 Cyl VIN P2105210 MSRP * \$20,862
Total Of Mthly Payments \$12,096 With \$1200 Down Total Of \$5,000 Mi

* '93 New Cougar XR7 \$287.05
Per Month For 24 Months. Closed End Lease. Stock #93510 6 Cyl VIN PH602930 MSRP * \$16,698
Total Of Mthly Payments \$6889.20 With \$1500 Down

* '93 New Chev Lumina 4 Dr Sdn \$193.00
Per Month For 36 Months. Closed End Lease. Stock #35113 6 Cyl VIN P9136717 MSRP * \$15,260
Total Of Mthly Payments \$6948. With \$1500 Down

* '93 New Olds Cutlass Supreme S Cpe \$266.00
Per Month For 36 Months. Closed End Lease. Stock #82017 6 Cyl VIN PD306913 MSRP * \$19,320
Total Of Mthly Payments \$8578. With \$1500 Down

Closed End Leases
First Monthly Payment Plus A Security Deposit Equal To One Monthly Payment is Required Upon Delivery. Lessee May Have The Option To Purchase The Car At Lease End At A Price To Be Negotiated With The Dealer At Lease Inception. At The End Of The Lease If You Do Not Exercise Your Option To Buy You Will Pay A Mileage Charge Of 10¢ Per Mile For Each Mile In Excess Of 15,000 Miles Per Year Plus The Costs Of Any Excess Wear Or Tear.

* Price Includes All Cost To Be Paid By A Consumer, Except For Licensing Costs, Registration Fees & Taxes.
CALL 215-757-4961
Ask For Reedman Leasing Dept.
Reedman Rte 1 Langhorne Pa.



1976 International Truck
Model - 1500
Engine - IH 345 V8, Gas
Transmission - 4 Speed
Other - Jer-dan 15' Steel Rollback

Price - \$5,900
HOOBER
C.B. HOOBER & SON INC.
INTERCOURSE, PA
717-768-8231

SUNBURY MOTOR COMPANY
717-286-7746

- Pa. Watts 800-222-FORD
- NTC 290 Small Cam, Cummins Engine \$2,000
 - NT 335 Small Cam, Cummins Engine \$1,400
 - NTC 350 B.C.I. Cummins Engine \$2,800
 - NTC 400 BC II Cummins Engine \$3,800
 - NTC 400 BCIII Cummins Engine (Rebuilt) (Exc.) \$7,500
 - NTC 400 BCIV Cummins Engine \$7,500
 - 3406 B 350 HP, Caterpillar Engine (2) \$5,500 Ea.
 - 3306 Ataac Caterpillar Engine \$5,000
 - ENDT676A 285 HP Mack Engine \$3,500
 - 6-71 Detroit Engine \$1,800
 - TRDL1070 Mack 10 Speed Trans. \$1,500
 - HT 740D Allison Trans. \$2,000
- SPECIAL**
SQHR 4.11 Rockwell Rear \$250



1992 Chev G20 8 Pass, 350, ATO, PS, PB, Dual Air & Heat; Cruise, Tilt, PW, PL, Privacy Glass, Keyless Entry, 10,000 Miles, Stk #1526.



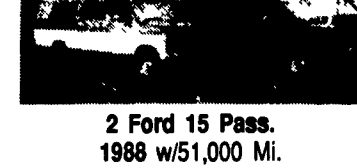
1989 Mitsubishi, FH, 6 Cyl, Turbo Diesel, 14' Flatbed, 5 Spd., 17,000 GVW, 52,000 Miles #1469



1989 Ford Ext. Aerostar Cargo, V6, ATO, AC, PS, PB, 50,000 Mi. #1485.



1990 Chevy P30 Stepvan 16 Ft., 10,000 GVW, 350, AT, PS, PB, Like New, 14,000 Mi. #1282.



2 Ford 15 Pass.
1988 w/51,000 Mi.
1991 w/32,000 Mi.
460 V8, XLT, Dual Air & Heat, Privacy Glass, PW, PL, PS, PB, Tilt, Cruise.



1990 Nissan UD 2300 Cab & Chassis, 6.9 Turbo Dsl., 6 Spd., PS, PB, Like New, Will Take 18 Ft. Body, #1503



1990 Ford E250 Super Cargo, 8100 GVW, 351, ATO, PS, PB, AC, 49,000 Mi. #1508.



1989 Mitsubishi FK Tractor, 6 Cyl., Turbo Diesel, 5 Speed, PS, PB, 23,000 GVW, Electrical Hookups; Good Radials, 52,000 Miles #1531.

Four Way Auto Sales
770 West Main St., New Holland, PA 17557
717-354-3199