

10% Or More OFF Parts

# OPEN HOUSE

Refreshments Available All Day Feb. 2

**Feb. 1-5 7:30 am to 5:00 pm**

Offering discounts in - Parts - Sales - Service Depts. All Week Long

On Tuesday, Feb. 2 9:00 AM to 6:00 PM, Company Representatives Will Be Here To Help Answer Your Questions.

**Come & Join Us - WE Will Be Looking For YOU**



**We Will Be Showing Videos Again Register For Door Prizes**

## PLANTER CLINIC

Feb. 2 7:00-9:00 PM Call & Register To Attend Our Planter Clinic. Learn More About Different Residue Levels & Equipment To Handle These Conditions. We Will Have an Outside Person From The Soil Conservation Service Along With Reps From White Farm Equipment To Present This Program.



**WHITE**  
BY WHITE NEW IDEA



**Just Back, Attach And Plant Narrow Rows**

Buy Now Pre-Pay Discounts Available




Get the canopy advantages of a drill with the accuracy and precision of a planter.

- Go from wide (40" to 30") rows to narrow rows (20" to 15") simply by adding our narrow row attachment
- Just a few simple steps and you're ready to plant
- Uses the same time-proven positive air metering system as our base planters for accurate spacing and precise depth control.
- Select solid or skip row, mounted or semi-mounted for White pull-type air planters
- Easy-to-fill, big, 2-bushel seed hoppers
- Interchangeable seed discs available for soybeans, corn, sweetcorn, popcorn, sorghum, milo, acid delinted cotton, sugar beets and others
- Ask about competitive financing plans

### SALES SPECIAL

**4 & 6 Row White 6100 Corn Planters Insect-Monitor-Dry Fertilizer Frame Mtd. No-Till Coulters Buy Now & Receive Pre-Season Discounts. Talk To Us & See Why These Planters Have A History Of Success & Happy Customers Sales Specials White 6105 4WD Cab 106 HP Used 2-135 4WD Cab 1200 hrs. Used JD 2555 4WD, 400 Hrs. Call For Prices**

**Glides Through All Residue Levels**



The New 230 Field Cultivator performs exceptionally well on conservation or conventional tillage acres.

- This is your ideal tillage tool because it does an excellent job on seeded prep and preplant chemical incorporation. In many cases it'll be your one pass tillage tool too
- New 5 bar frame is constructed out of large 4"x4" tubing for extra strength
- "S" lines or "C" shanks are spaced farther apart for more residue clearance and less plugging
- Arrangement of shanks eliminates chemical stripping around tires
- Self leveling hitch with mechanical wing control keeps cultivator level front to rear and side to side
- Convenient hand crank depth control adjusts in 1/8" increments
- Choose 14 7" to 41 5" rigid flat or tent fold models
- Ask about competitive financing plans

Lancaster County's Only Factory Authorized White Farm Equipment Parts & Service Dealer

### PARTS SPECIAL

10% Discount On Parts Feb. 3-8 (Cash Sale Only) Excellent Oil Prices In 5 Gal. & 55 Gal. Lots Stocking A Complete Line Of Parts For Oliver & White Farm Equipment 15% OFF of White Tillage Parts, Plow Shares, Shins, Landslides, Moldboards, Coverboards, Chisel Points, Cultivator Shovels JD 4040 4WD w/Cab 135 HP JD 400 Backhoe w/Front End Loader

### Bury A Little Residue Or A Lot



New model 445 Conservation Chisel Plow leaves as little or as much residue as you want based on your residue plans.

**WHITE**  
BY WHITE NEW IDEA


- Choose one of nine models from 7' to 23' working width. (19', 21' and 23' models fold flat).
- Rippled coulters and chisel points at 15" spacing leave more residue.
- Optional deep-till shanks till an extra 4-6" deeper than chisel shanks to reduce compaction problems and rip hardpan.
- Disc coulters and twisted shovels at 12" spacing leave less residue.
- Optional soil leveling bar provides a smoother secondary tillage pass.
- Ask your dealer about special low-rate financing.

**WB-40** 12 oz. Can Reg. \$2.46 Sale **\$1.95**

### SERVICE SPECIAL

(In Shop Only) Scheduled Feb. 3-8 10% Discount On Parts Free Hauling All Work Guaranteed Offering The Same Courteous Reliable Service That Has Been Our Trademark For The Past 9 Years We Have Been In Business.

Take The Shortcut!



14" TURN RADIUS Lawn Mower Needs? See Us!

### KARCHER

High-Pressure Washers.



The #1 Line Of Pressure Washers In The U.S.A. They Have Features Reliability & Longevity That The Competition Can't Touch

# G+D

## Farm Equip. Co.

Sales Service Parts

Our business depends on your satisfaction

Offering Over 60 years combined mechanical experience to our customers

We Take Pride In Our Work

RD #5 1344 N. Penryn Rd. Manheim, PA 17545 717-664-2207

We Ship Parts Daily By U.P.S.

