

**1 FARM EQUIPMENT**

**SUPER TARP™  
SLEEVE STYLE  
TIE DOWN METHOD**



**A QUALITY PRODUCT AT A REASONABLE PRICE**

- 5 to 7 years of service (when secured properly)
- Triple sewn seams
- Silver on outside to reflect sunlight
- Long life UV fabric
- One of the heaviest materials on the market



**SLEEVE GOES FULL WIDTH OF THE SUPER TARP™ SO PIPE CAN BE USED TO TIE DOWN TARP**

**ADVANCED SCIENTIFICS, INC.**  
Formerly Double M Farms  
RD 2, Box 52, Millersburg, PA 17061  
**1-800-724-4158**

*Dealers Wanted In Many Areas*

**Leaman Tractor Parts**

329 Brenneman Rd.  
Willow Street, PA 17584  
(Lancaster Co.) 717-464-2874

(Turn Left on Brenneman Rd. from 222 S at Refton)

**FEBRUARY SPECIAL**  
Labor Rate On Complete Center Housing Jobs \$99.00  
Labor Rate For Complete Tractor T/A Jobs \$399.00  
(More For Some Cab Tractors)

**TORQUE AMPLIFIERS & CLUTCHES**

- ★ New Wider Heavy Duty Super Sprag 1-1/32" Wide
- ★ 5 Yr. Warranty Against Sprag Failure
- ★ Price \$895.00

\*5 yr. - 100% parts & labor against sprag  
\*2 yr. - 100% parts & labor on remainder of unit  
Our standard heavy duty TA is still available at \$645.00 and carries a \*2 yr. - 100% parts & labor warranty.  
\* Certain restrictions apply and there will be a maximum labor pay-out of \$450.00  
We also have units & parts available to rebuild old style TA's, including ramp & carrier sets.  
NEW price on ramps & carriers - \$200.00

**COMBINE PARTS**

Final drives for 8620 Hillside, 6000, JD 7720, 8820

We Also Have unloading augers, straw walkers and other various parts for JD and IH combines

- 1) MF 750 complete, but will sell any part
- IH 815, for parts

**ENGINES**

IH D-282 fits 560, 656, 706  
Perkins 640 cu. in. V8, short block or long block  
Cummins KTIA (1155), one new block and 4 recon heads  
Cummins 290 small cam, needs rebuilt

**QUALITY USED PARTS**

We specialize in IH tractors but we also have Case, AC, JD, Oliver, Massey and White tractors in our inventory.

**Recent Additions To Parts:**

- IH 1066, 1086, 886, 560, 966, 1468, 1566
- IH 2424, 460, 706, 806
- IH 404 986, 884, 826, 856, 606, 2606
- IH 1066, IH 340, 1981 Model 986
- IH 815 Combine
- JD 6620 Sidehill - MF 750

**COLLECTORS**

JD 8020 serial #1074, complete, running condition, where will you find another?  
MH 55 Diesel  
MM built by B.F. Avery, very unique  
We have coming in several JD Hi-crops  
Call for models and serial numbers  
Case Model 400 diesel hi-crop  
IH 350 high crop diesel, good shape, only 29 built  
1911 Minneapolis 20-45, 1 of 4 known to exist, older restoration

Fax 717-464-4130  
DEALER INQUIRIES WELCOMED

**USED TRACTORS**



IH 1568 cab, air duals, very nice condition  
JD 630 WFE, 3 pt., very good condition  
JD 730 WFE, 3 pt. diesel, elec. start, very good condition  
IH 2 post ROPS to fit 06, 56, 66 tractors  
IH 1468 cab, air, very good condition  
Heagy sprayer, model 647, 318 Chrysler engine, 4 WD, hydro, very low hrs. (Showing some weather)  
IH 4156 Cab w/Air, 18x34 Tires, Very Good Condition, PTO Available  
Complete MFD Axle to fit JD 5020  
JD 1050 MFD w/#75 Loader, 900 Hrs., Excel. Cond. \$10,200  
IH 1026 hydro, 18x38 tires, dual hydraulics & PTO, excellent condition  
IH 1466 cab, air, 1976 model, very good condition  
Several WF ends to fit IH & JD tractors \$350 to \$750

**COMBINES AND HEADS**

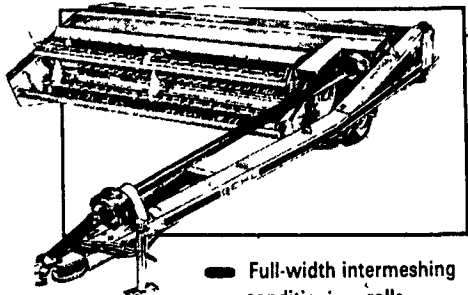
JD 224 Black reel flex head  
Final Drives For JD 8820 and 7720  
Complete heavy duty dry axle including final drives for under 7720 combines  
WILL VIRTUALLY ELIMINATE FINAL DRIVE FAILURE ON THESE MACHINES

**GEHL**

Gehl Force  
The Force Behind Farming

**BUY FROM BINKLEY & HURST BROS. — QUALITY NEW GEHL EQUIPMENT WITH SERVICE TO BACK EVERY SALE... LET'S GET TOGETHER NOW!**

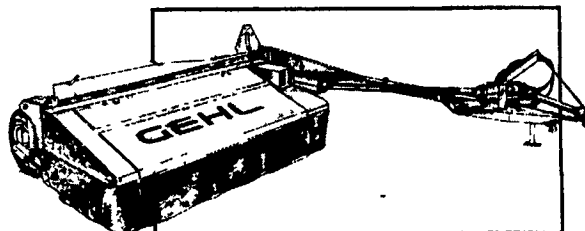
**COMMON SENSE  
MOWER CONDITIONERS**



Full-width intermeshing conditioning rolls.

- Simple sickle drive with pivot-arm design
- Fewer moving parts than competitive models.
- Three-point flotation support protects the cutterbar
- Two models with 7-foot and 9-foot cutting widths available

**COST CUTTERS**




With Gehl's disc mower conditioners

- High speed discs — Each disc has two knives.
- Sturdy frame — Cradles cutterbar for extra protection.
- 540 or 1,000 rpm driveline with equal-angle hitch.
- Standard hydraulic tongue — Makes it easy to position the unit without leaving the tractor seat.

**2 Sizes In Stock!**


**SQUARE DEAL**



Gehl's square balers feature:

- Dependable knotter — Stronger knots, tie after tie.
- Wide pickups — Bring in the crop with close spaced tines, flared side sheets, standard gauge wheel.
- Plunger system — Self-aligning for reduced wear
- Bale tension — Easily adjusted with two handles.
- Hydraulic bale thrower — Self-contained hydraulic system.
- Big twine storage — Holds 6 balls of twine.

**EVEN WHEN IT'S EMPTY... IT'S LOADED**




• These Sizes In Stock:

- MS 135
- MF 325
- MS 205
- MF 425

Gehl box spreaders are available in five sizes and feature:

- Gehl-Tuff flooring is slippery so manure slides out easily
- T-bar apron chains are extra-strong for durability
- Galvanized steel sides are more corrosion resistant.
- Single or tandem axle models available
- 10-year warranty on sides and floors.
- Hydraulic apron drive (optional) to match your specific application needs.

**CHOP IT DOWN**



... With Gehl's forage harvesters.


- Exclusive Auto-Max Load-Sensing System — Increase capacity by up to 20% without the fear of overloading.
- Metal-Stop Metal Detector — Prevents machine damage.
- In-Head Hydraulic Knife Sharpener.
- Patented One-Sided Cutterbar Adjustment.
- Three Models To Choose From.

**Most Mix-All owners will never buy another. GEHL**

Because With Gehl's Low Maintenance Self-Contained Hydraulic Drive Feeders And Unload Augers You Eliminate A Lot Of Mechanical Repairs...  
**Buy The Best, Buy From Your Dealer-Binkley & Hurst-Who Knows What Service Means After The Sale!**



**GEHL SKID LOADERS WIN HANDS DOWN**



- Exclusive Load-Trak T-Bar hand controls.
- Tilt-back cab — Easy engine access.
- Quick-Lock attachment system — Fast changes.
- Eight models — From 750 to 2,050 lbs.
- A choice of gas or diesel engines.
- Large selection of attachments — Means versatility.

**3.9 FINANCING NOW! (With Credit Approval)**

**BINKLEY-HURST BROS. INC.**

133 Rothsville Station Rd.  
Litz, PA 17543  
(717) 626-4705

1-800-IT PAYS U

After Hours Emergency Call: (717) 626-0885 (717) 626-5159 (717) 626-8768  
Machinery Sales: M-F 7 to 5 Sat. 7 to 11:30 Sun. Closed - Lord's Day

