

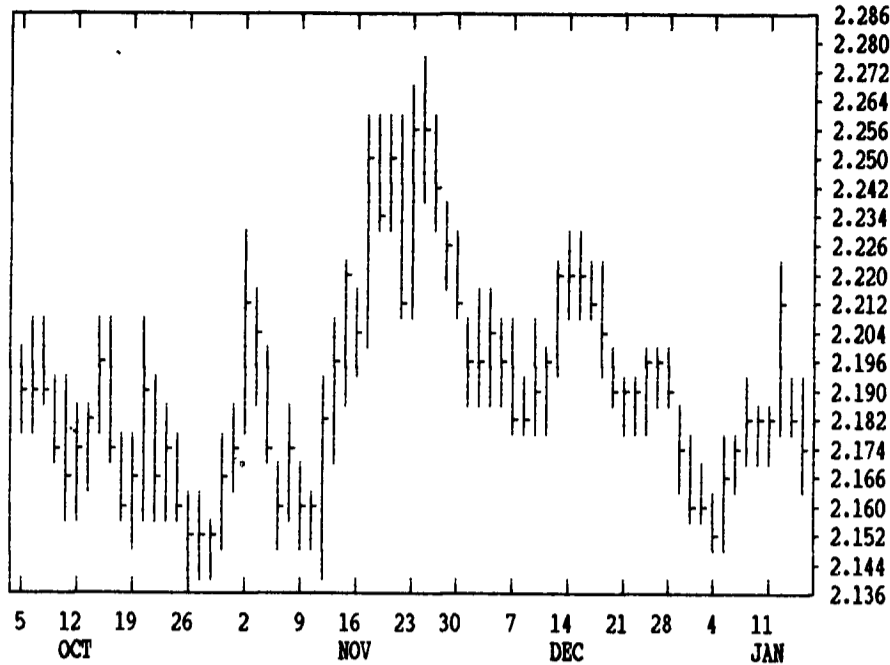
# GRAIN, CATTLE AND HOG FUTURES MARKETS

From DTN farmer satellite daily update. Service phone: (717) 731-1520

(Closing bids: Thursday, January 14, 1993)

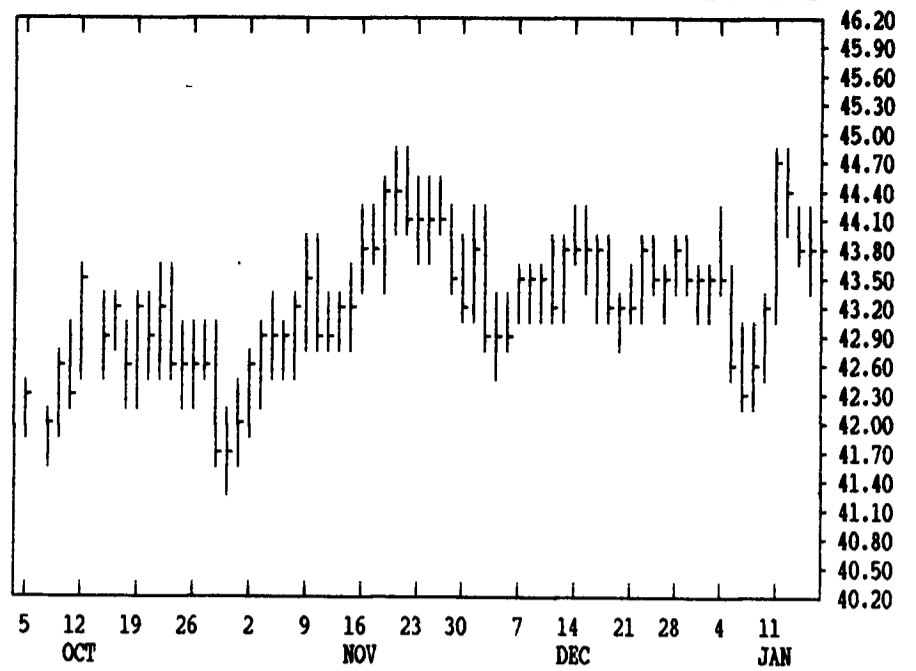
DTN GRAINS 17 MARCH CORN

CONTRACT HIGH: 2.812 LOW: 2.144



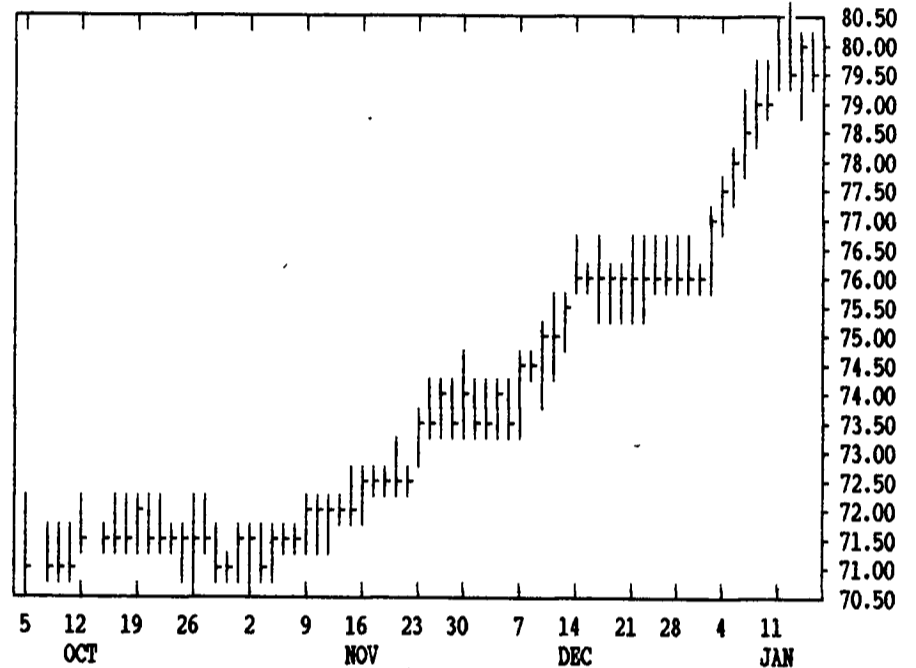
DTN LIVESTOCK 18 FEB LIVE HOGS

CONTRACT HIGH: 45.95 LOW: 40.02



DTN LIVESTOCK 19 FEB LIVE-CATTLE

CONTRACT HIGH: 80.65 LOW: 68.10



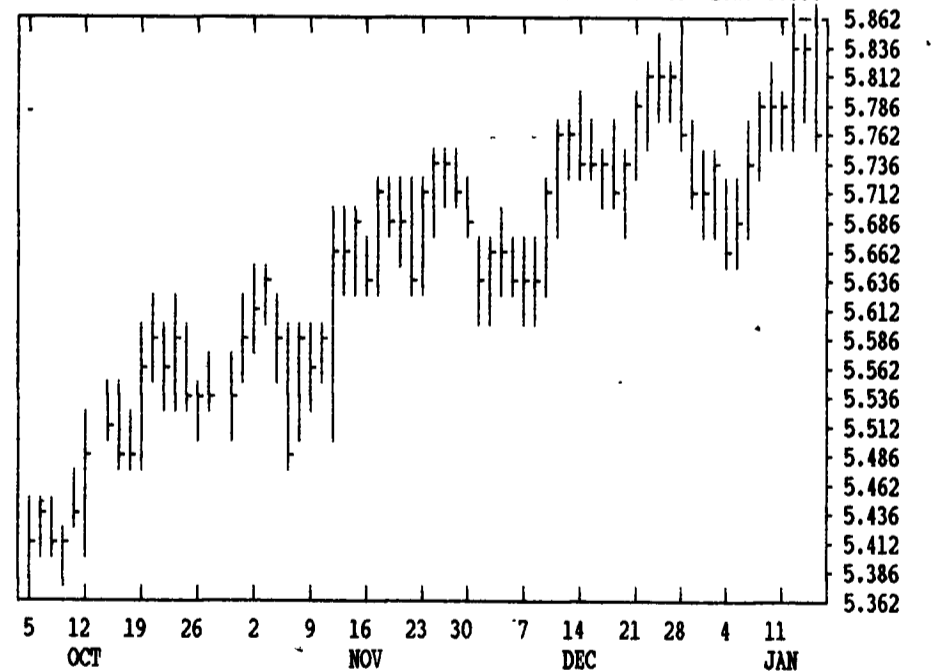
DTN FUTURES 12 01/14/93		TECHNICAL POINTS				SLOW STOCHASTIC				
PRICES ARE DECIMAL		MOVING AVERAGES				RSI'S				
CONTRACT	CLOSE	4-DAY	9-DAY	18-DAY	45-DAY	9DAY	14DAY	30DAY	%K	%D
WHEAT	MAR 379.25	373.19	368.81	361.37	363.46	77.9	70.7	61.9	86	83
WHEAT	MAY 357.75	352.00	348.08	343.29	346.11	76.7	69.0	60.1	88	83
KCWHT	MAR 363.75	359.56	357.06	352.18	353.33	72.2	66.7	59.6	76	77
KCWHT	MAY 342.00	338.75	336.64	333.07	336.81	69.8	63.2	56.1	71	70
NWHT	MAR 349.50	345.12	343.86	339.65	342.01	71.2	64.6	56.4	66	59
CORN	MAR 217.50	218.94	218.11	218.31	220.22	43.6	44.6	46.0	38	62
CORN	MAY 225.25	226.44	225.58	225.61	227.71	45.1	45.7	46.7	38	61
CORN	JUL 232.00	233.00	231.83	231.56	233.25	49.4	49.1	48.5	45	66
OATS	MAR 145.50	146.56	146.31	146.46	146.44	43.9	47.1	50.9	34	54
BRANS	JAN 577.75	580.00	574.61	573.35	567.95	57.8	58.1	56.6	75	85
BEANS	MAR 578.00	581.31	577.36	577.22	572.56	51.7	53.4	54.0	68	79
BEANS	MAY 582.25	585.25	582.22	582.67	578.12	50.2	52.1	53.1	65	75
MEAL	MAR 182.90	183.42	183.22	184.80	183.20	41.1	45.1	48.0	33	42
BWOIL	SOY 21.56	21.72	21.38	20.90	20.42	62.0	62.1	60.6	80	90
CATTLE	FEB 79.63	80.02	79.22	77.78	75.48	70.2	73.0	72.6	62	75
CATTLE	APR 78.57	78.86	78.16	77.10	75.27	69.5	72.3	71.6	61	73
FCTL	JAN 88.18	88.54	88.07	87.16	85.18	67.2	70.2	69.1	61	77
HOGS	FEB 44.00	44.24	43.53	43.56	43.62	56.0	54.7	53.9	67	74
HOGS	APR 43.65	43.91	42.97	42.61	41.96	67.2	66.1	62.5	73	83
PKBLS	FEB 37.97	39.03	38.22	38.04	39.39	46.1	45.7	46.0	53	72

CORN				CHICAGO WHEAT				K.C. WHEAT						
MAR	HIGH	LOW	LAST	CHG	MAR	HIGH	LOW	LAST	CHG	MAR	HIGH	LOW	LAST	CHG
MAR	2192	2172	2174*	-10	MAR	3804	3764	3792*	+40	MAR	3660	3620	3636*	+26
MAY	2266	2250	2252*	-6	MAY	3584	3556	3576*	+30	MAY	3440	3414	3420*	+14
JLY	2332	2314	2320*	-6	JLY	3340	3300	3330*	+16	JLY	3284	3250	3272*	+12
SEP	2382	2370	2372*	0	SEP	3384	3354	3372*	+12	SEP	3314	3294	3314*	+16
DEC	2430	2420	2422*	0	DEC	3480	3454	3480*	+20	DEC	3384	3364	3384*	+24
MAR	2494	2490	2490*	+2	MAR	3500	3470	3500*	+10	MINN WHEAT				
MAY	2536	2536	2536*	+2	OATS				MAR	3510	3470	3494*	+34	
JLY					MAR	1474	1452	1454*	-12	MAY	3436	3414	3424*	+20
SEP					MAY	1480	1464	1466*	-6	JLY	3344	3316	3336*	+32
SOYBEANS				JLY	1476	1470	1470*	-2	SEP	3286	3272	3276*	+20	
JAN	5860	5774	5776*	-50	SEP	1480	1476	1476*	-2	DEC	3340	3324	3340*	+20
MAR	5866	5774	5780*	-60	SOYBEAN MEAL				SOYBEAN OIL					
MAY	5904	5814	5822*	-52	JAN	1865	1837	1838*	-11	JAN	2177	2135	2137*	-44
JLY	5952	5862	5866*	-62	MAR	1853	1827	1829*	-5	MAR	2190	2153	2156*	-40
AUG	5962	5880	5882*	-54	MAY	1846	1826	1827*	-2	MAY	2208	2176	2177*	-41
SEP	5930	5880	5880*	-40	JLY	1858	1838	1839*	-3	JLY	2225	2195	2196*	-46
NOV	5982	5920	5920*	-42	AUG	1863	1843	1843*	-4	AUG	2228	2199	2199*	-41
JAN	6050	6000	6000*	-32	SEP	1870	1851	1852*	-5	SEP	2228	2200	2200*	-40
MAR	6110	6070	6074*	-34	OCT	1885	1860	1860*	-9	OCT	2208	2200	2200*	-35
MAY					DEC	1895	1870	1873*	-5	DEC	2230	2202	2202*	-44

LIVE CATTLE				FEEDER CATTLE				LIVE HOGS						
FEB	HIGH	LOW	LAST	CHG	JAN	HIGH	LOW	LAST	CHG	FEB	HIGH	LOW	LAST	CHG
FEB	8020	7947	7962*	-45	JAN	8852	8807	8817*	-30	FEB	4415	4362	4400*	+5
APR	7895	7837	7857*	-37	MAR	8655	8575	8580*	-50	APR	4390	4320	4365*	0
JUN	7397	7347	7357*	-40	APR	8505	8445	8447*	-52	JUN	4845	4785	4832*	+7
AUG	7230	7180	7192*	-35	MAY	8407	8350	8355*	-52	JLY	4785	4740	4770*	-17
OCT	7282	7240	7245*	-42	AUG	8325	8285	8295*	-30	AUG	4645	4595	4642*	-7
DEC	7325	7280	7280*	-60	SEP	8242	8215	8215*	-25	OCT	4235	4210	4235*	-10
FEB	7310	7245	7247*	-62	OCT	8210	8180	8180*	-52	DEC	4340	4325	4340*	+5
APR					NOV	8210	8200	8200*	-30	FEB			4327*	-7
SWISS FRANC				EURODOLLAR				PORK BELLIES						
MAR	6720	6686	6715	+9	MAR	9657	9654	9656	+3	FEB	3840	3735	3797*	-47
JUN	6684	6667	6680a	+10	JUN	9629	9624	9627	+5	MAR	3880	3795	3845*	-40
SEP	6680	6648	6648*	-11	SEP	9589	9584	9588	+5	MAY	4010	3915	3970*	-47
BRITISH POUND				S&P 500 INDEX				GERMAN MARK						
MAR	15338	15254	15314	+42	MAR	9506	9501	9505	+6	AUG	3960	3870	3900*	-80
JUN	15220	15196	15220b	+62	JUN	9467	9462	9465	+5	FEB				
SEP			15070*	-112	JAPANESE YEN				GERMAN MARK					
MAR	7945	7930	7944	+3	MAR	43670	43290	43630*	+295	MAR	6120	6093	6116	+14
JUN	7954	7939	7941*	-13	JUN	43700	43345	43675*	+295	JUN	6050	6032	6050b	+16
SEP			7952*	-13	SEP	43780		43770*	+290	SEP			6000b	+13
					DEC			43900*	+290	DEC	5954	5945	5954*	-5

DTN GRAINS 22 MARCH SOYBEANS

CONTRACT HIGH: 6.640 LOW: 5.386



DTN GRAINS 24 MARCH SOYNEAL

CONTRACT HIGH: 210.0 LOW: 178.4

