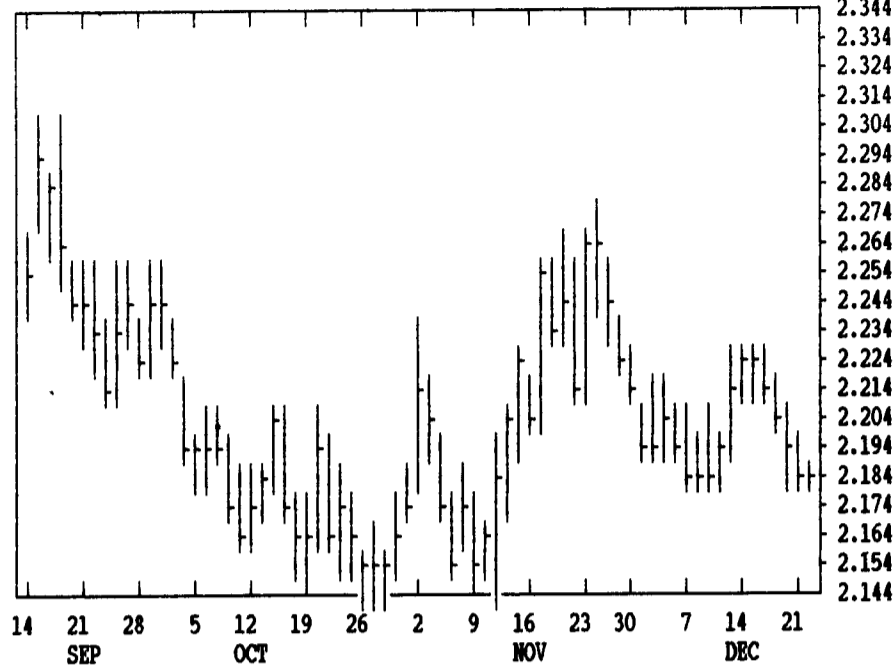


# GRAIN, CATTLE AND HOG FUTURES MARKETS

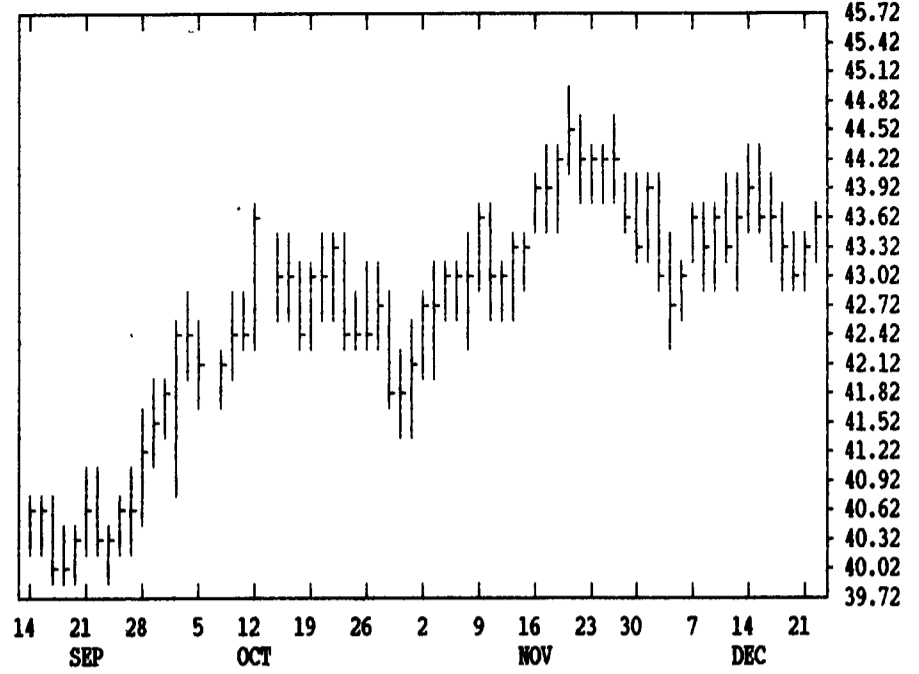
From DTN former satellite daily update. Service phone: (717) 731-1520

(Closing bids: Tuesday, Dec. 22)

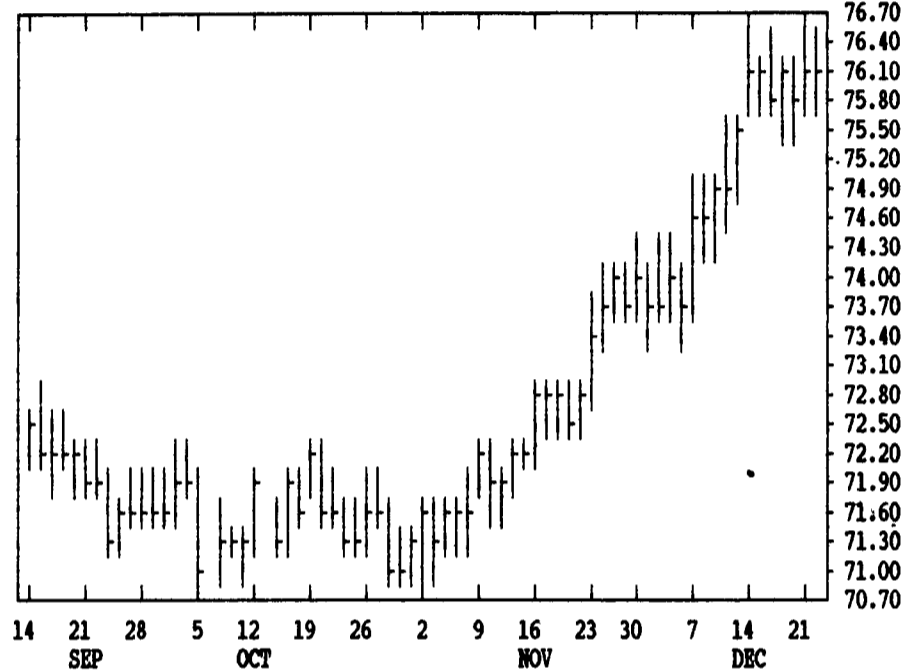
DTN GRAINS 17 MARCH CORN CONTRACT HIGH: 2.812 LOW: 2.144



DTN LIVESTOCK 17 FEB LIVE HOGS CONTRACT HIGH: 45.95 LOW: 40.02



DTN LIVESTOCK 18 FEB LIVE CATTLE CONTRACT HIGH: 76.57 LOW: 68.10

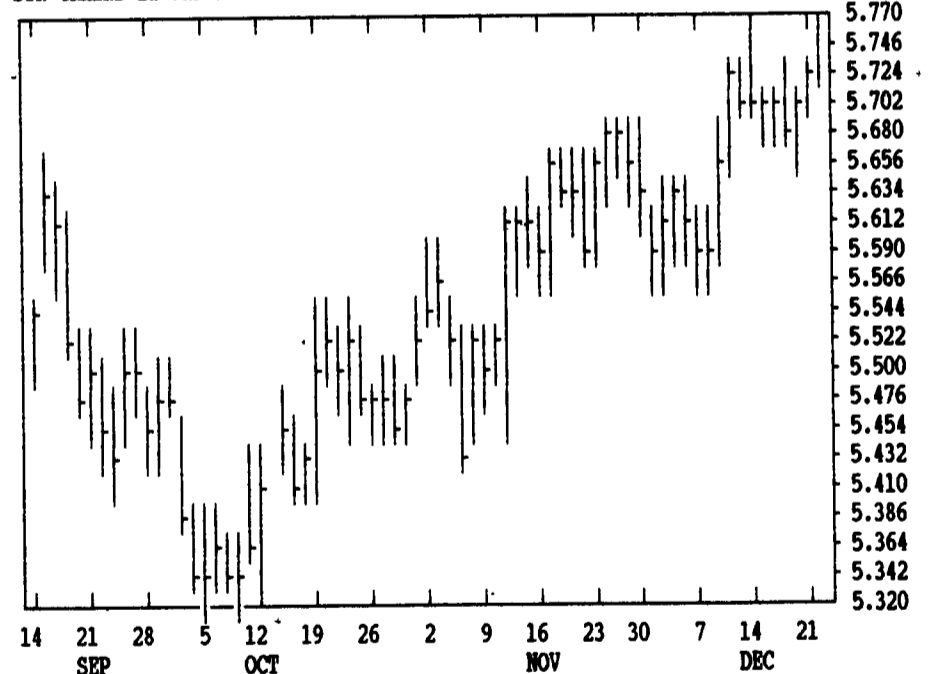


DTN FUTURES 12 12/22/92		TECHNICAL POINTS				SLOW STOCHASTIC				
PRICES ARE DECIMAL		MOVING AVERAGES		RSI'S		5 DAY		20 DAY		
CONTRACT	CLOSE	4-DAY	9-DAY	18-DAY	45-DAY	9DAY	14DAY	30DAY	%K	%D
WHEAT MAR	354.25	353.31	356.97	360.17	359.43	37.0	41.3	47.6	26	17
WHEAT MAY	337.00	337.87	342.03	345.19	343.69	29.7	38.3	49.0	18	14
KCWHT MAR	347.00	346.81	349.22	351.22	349.60	38.8	43.4	48.6	30	25
KCWHT MAY	329.75	330.06	333.25	336.40	335.55	31.3	37.4	44.2	18	16
MINWT MAR	334.75	334.31	336.47	338.47	341.95	37.9	40.7	45.0	25	21
CORN MAR	219.00	219.50	220.69	220.39	219.96	39.3	44.1	44.9	13	22
CORN MAY	226.25	226.69	228.14	227.93	227.37	37.8	43.3	44.9	16	22
CORN JUL	231.75	232.00	233.56	233.29	232.37	39.3	44.3	47.1	16	18
OATS MAR	148.50	147.69	148.94	147.72	143.64	54.2	55.9	55.7	50	37
BEANS JAN	576.75	572.56	571.78	567.12	560.39	73.6	67.5	58.0	80	58
BEANS MAR	582.00	577.12	576.06	571.57	565.88	73.8	67.4	57.8	84	61
BEANS MAY	588.50	582.81	581.44	576.99	571.77	74.5	67.8	57.9	88	62
NEAL MAR	187.90	186.50	185.40	183.20	182.54	76.5	69.0	57.1	80	72
BWOIL MAR	20.95	20.85	20.91	20.79	20.39	57.0	57.0	55.6	43	28
CATTLE DEC	79.70	79.02	78.88	77.79	75.68	79.5	77.0	70.8	51	52
CATTLE FEB	76.28	76.15	75.96	75.06	73.31	76.7	75.1	69.8	55	57
FCTL JAN	86.43	86.10	85.84	85.00	83.16	79.7	76.7	69.3	73	63
HOGS DEC	43.10	43.28	43.96	44.21	43.89	29.5	37.8	46.9	7	10
HOGS FEB	43.78	43.43	43.61	43.50	43.35	55.0	53.9	53.8	43	32
PKBLS FEB	38.20	38.36	38.30	38.67	40.83	40.3	40.7	44.3	42	55

CORN				CHICAGO WHEAT				K.C. WHEAT						
CONTRACT	HIGH	LOW	LAST	CHG	CONTRACT	HIGH	LOW	LAST	CHG	CONTRACT	HIGH	LOW	LAST	CHG
MAR	2190	2184	2190*	0	MAR	3546	3526	3542*	+4	MAR	3474	3454	3470*	0
MAY	2262	2256	2262*	0	MAY	3380	3362	3370*	-6	MAY	3296	3280	3296*	+2
JUL	2316	2312	2316*	0	JUL	3140	3124	3130*	0	JUL	3132	3116	3130*	0
SEP	2356	2354	2356*	0	SEP	3194	3184	3186*	0	SEP	3174	3166	3170*	-4
DEC	2406	2402	2404*	0	DEC	3300	3290	3290*	-2	DEC			3266*	-4
MAR	2474	2470	2474*	0	MAR	3340	3340	3340*						
MAY	2520	2520	2520*											
JUL														
SEP														

LIVE CATTLE				FEEDER CATTLE				LIVE HOGS						
CONTRACT	HIGH	LOW	LAST	CHG	CONTRACT	HIGH	LOW	LAST	CHG	CONTRACT	HIGH	LOW	LAST	CHG
DEC	8000	7865	7970*	+77	JAN	8655	8607	8642*	-2	DEC	4322	4292	4310*	-7
FEB	7657	7587	7627*	0	MAR	8465	8410	8460*	+12	FEB	4380	4340	4377*	+37
APR	7600	7557	7580*	0	APR	8350	8300	8347*	+15	APR	4237	4192	4230*	+37
JUN	7250	7222	7235*	-7	MAY	8220	8190	8220*	0	JUN	4690	4625	4685*	+50
AUG	7085	7065	7072*	-10	AUG	8125	8100	8100*	-20	JUL	4660	4587	4655*	+62
OCT	7130	7115	7115*	-12	SEP	8020	8010	8020*	-30	AUG	4525	4472	4525*	+52
DEC	7175	7162	7175*	+5	OCT	8010	7995	8010*	0	OCT	4125	4100	4125*	+22
FEB					NOV	8000	7995	8000*	-5	DEC	4240	4225	4240*	-5

DTN GRAINS 22 JANUARY SOYBEANS CONTRACT HIGH: 6.590 LOW: 5.320



DTN GRAINS 23 MARCH SOYMEAL CONTRACT HIGH: 210.0 LOW: 178.4

