

Fun Projects For Kids Ideas From Michele Rogers

PRESCOTT (Lebanon Co.) — "Establishing family traditions cements family relationships," said Michele Rogers, extension assistant director for the Capitol Region.

Michele bubbles with ideas and projects for families to incorporate. And, the really great news is that all her projects and ideas are "kid-proofed" on her two preschoolers.

Here are some of the projects she presented at a holiday workshop she held recently.

• Reindoor door decoration: Turn any size craft broom so that the straws are sticking up. To make a pair of antlers, use red ribbon to tie a few straws on one side of the broom about 2 inches down and make a bow. Do the same with a second piece of red ribbon on the other side of the broom. Cut off 2 inches from the ends of the straws between the antlers. On the face of the broom, glue on black pom-poms for eyes and a big red pom-pom for the nose. Tie a big, red bow around the handle at the neck

part of the broom. Attach a hanger to the back, and put it on your child's bedroom door.

• Ice cream stick reindeer: Glue two ice cream sticks together at one end, forming a V-shape. Glue another ice cream stick 1 inch down and across the open ends of the sticks. The two points sticking up are the antlers. Glue a red pom-pom at the point of the V-shape for the nose and a black pom-pom in the middle of each stick for eyes. Tie a string at the top crossbar to hang it.

• Holly handprint wreath: Cut the center out of a 9-inch paper plate so that only the rim remains. Help your child trace his or her hands on green construction paper about fifteen times, cut out the prints. Glue the palm of the hands to the inner rim of the ring, the fingers point out. Cut small, red circles for berries from construction paper. Glue clusters of three berries on the handprints around the wreath. Punch a hole in the top of the plate, and hang it each year.

• Gumdrops: Cover a

6-inch Styrofoam wreath with gumdrops, using toothpicks that have been cut in half. Hang the wreath with a red ribbon.

• Spool Trees: Cover 10 wooden craft spools with various holiday ribbon. Glue spools together in a tree shape (four spools the bottom row, and one less spool on each row). Glue the rows together. Decorate with ribbon and a hang tie.

• Rubber Stamps: Purchase rubber stamps at stationery or craft stores. Kids can use either a stamp pad or water base felt tip markers to put ink on the stamp. Use stamps to create: • wrapping paper, • gift tags, • thank you cards, • decorative gift bags, • greeting cards, washable markers & color stamps.

• Decorative Glass Plates: Cut a square of fabric slightly larger than the outside dimension of the plate. Using a sponge brush, cover the back side of a glass plate with

modge podge. Place the fabric square right side down onto the back of the plate. Smooth fabric over the plate. Apply a coat of modge podge over the fabric. Allow to dry (15-20 minutes-or hasten drying with a hair dryer). Trim away the excess fabric from the edge of the plate. Apply an additional coat of modge podge. Allow to dry overnight. Seal with polyurethane spray.

Resource: A Mother's Manual for Holiday Survival by Kathy Peel and Judie Byrd Focus on the Family Publishing \$10.

• Popcorn balls: Form 3-inch popcorn balls, and cover them with squares of pastel-colored plastic wrap. Tie a ribbon around the gathered top of the wrap, and form a hanger. One friend's children


covered their tree exclusively with these ornaments. You can also keep these balls in a big bowl or basket near your front door for children to hand out to visiting friends.

Popcorn Balls
5 quarts popped corn
4 cups sugar
2 teaspoons salt
1 cup water
2 tablespoons butter
¼ teaspoon cream of tartar

Place popped corn in a large bowl. Mix the sugar, salt, water, butter and cream of tartar in a medium saucepan; bring it to a boil. Cook syrup to firm ball stage (245°). Pour syrup over the popcorn, stirring gently to coat the kernels. Butter hands, and quickly shape popcorn into 3-inch balls. Makes 20 balls.



PEACE ON EARTH



Behold the Lord Jesus as he lay surrounded by those who loved Him. Hear His message...and spread the divine goodness everywhere, always!

Seasons Greetings From The Badger Company
And Dealers. Thank You For Your Past Patronage,
Looking Forward To Serving You In 1993

We Offer A Full Line Of Equipment With Financing Or Leasing

HONESDALE SPREADING SERVICE INC.
505 Cliff St
Honesdale, PA 18431
(717) 253-2410

MELVIN G. MILLER
RT 2, Spring Mills, PA 16875
(814) 422-8279

DEERFIELD AG & TURF CENTER, INC.
RD 2, Box 212
Watson, PA 17277
(717) 538-3557

SOMERSET BARN EQ.
RD #5
Somerset, PA 15501
(814) 445-5555

CHIDESTER FARMS
RD 2, Box 75
Kingsley, PA 16826
(717) 289-4280

PIKEVILLE EQUIPMENT INC.
RT 2, Oley, PA 19547
(215) 987-6277

HEFLIN SALES & SERVICE
12312 Oak Hill Rd.
Woodsboro, MD 21798
(301) 898-3233

McMILLEN BROS.
RD 1 Box 134
Loyville, PA 17047
(717) 789-3961

BHM FARM EQUIP. INC.
RR 1, Annville, PA 17003
(717) 867-2211

CHAMBERSBURG FARM SERVICE
975 S. Main St.
Chambersburg, PA 17201
(717) 264-3533

HESS' EQUIPMENT
Sales & Service
RR 3, Mifflinburg, PA 17844
(717) 966-2720
966-1906

SHOW EASE STALL CO.
673 Willow Rd
Lancaster, PA 17601
(717) 299-2536

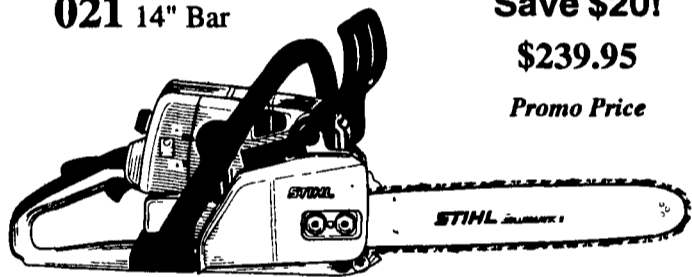


EMPLOYEE-OWNED. QUALITY DRIVEN.

STIHL®

Lightweight & Powerful

021 14" Bar



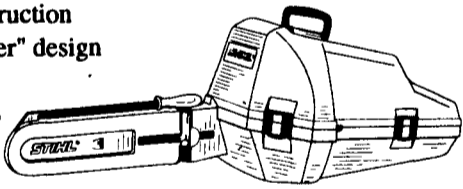
Save \$20!

\$239.95

Promo Price

Woodsman Carrying Case - Only \$19.95!

- ✓ Extra heavy-duty construction
- ✓ Double wall "dirt catcher" design
- ✓ Lockable
- ✓ Pockets for spare chain, bar wrench & file
- ✓ Positive action latches



Available at these servicing dealers

Bechtelsville
PASSMORE SERVICE CENTER, INC.
RD 1, Rt. 100
215-367-9084

Ephrata, Hershey, Lancaster
HOLLINGER'S LAWN & GARDEN EQUIP.
Ephrata, PA 717-738-1131
Hershey, PA 717-533-4060
Lancaster, PA 717-656-2710

Reading
NICARRY EQUIP. CO.
RD 2 Box 2008
215-926-2441

Dallastown
TRI-BORO CONCRETE, INC.
435 Locust St.
717-246-3095
1-800-632-9018

Gap
GAP POWER EQUIPMENT
Corner of Rt. 30 & Rt. 897
717-442-8970

Ronks
A & B SALES & SERVICE
370 Newport Road
2 Miles South of Rt. 23
Along 772 Thru Monterey

East Earl
GOODS LAWN & GARDEN CENTER
Route 23
717-354-4026 Ext. 34

Hamburg
SHARTLESVILLE FARM SERVICE
RD 1, Box 1392
215-488-1025

**Somerset, PA
McCoole, MD**
LINCOLN SUPPLY & EQUIPMENT CO.
Somerset, PA 814-443-1691
McCoole, MD 301-786-6800

Elizabethtown
MESSICK FARM EQUIPMENT, INC.
Rheems Exit-Rt. 283
Elizabethtown, PA
717-367-1319, 717-653-8867

Jonestown
BLUE MOUNTAIN ENTERPRISES, INC.
Rt. 72 South
717-865-2994

Tamaqua
CHARLES S. SNYDER, INC.
RD 3
717-366-5945

Elm/Lebanon
BOMBERGER'S LAWN & GARDEN
Elm: 717-664-4663
Lebanon: 717-272-4155

Myerstown
EBLING LAWN & GARDEN SERVICE
698 E. Lincoln Ave.
717-866-6720

Whiteford MD
ENFIELD EQUIPMENT INC.
720 Wheeler School Rd.
301-879-5090

Ephrata
WES STAUFFER ENGINES & EQUIPMENT
23 Pleasant Valley Rd.
717-738-4215

Ono
SHUEY'S SALES & SERVICE
Jonestown Rd.
717-865-4815

Oxford
OXFORD GREENLINE, INC.
1100 Limestone Rd.
215-932-2573

Distributed By
Keystone Stihl

Distributed By
Keystone Stihl

Hot Deals On **STIHL®**