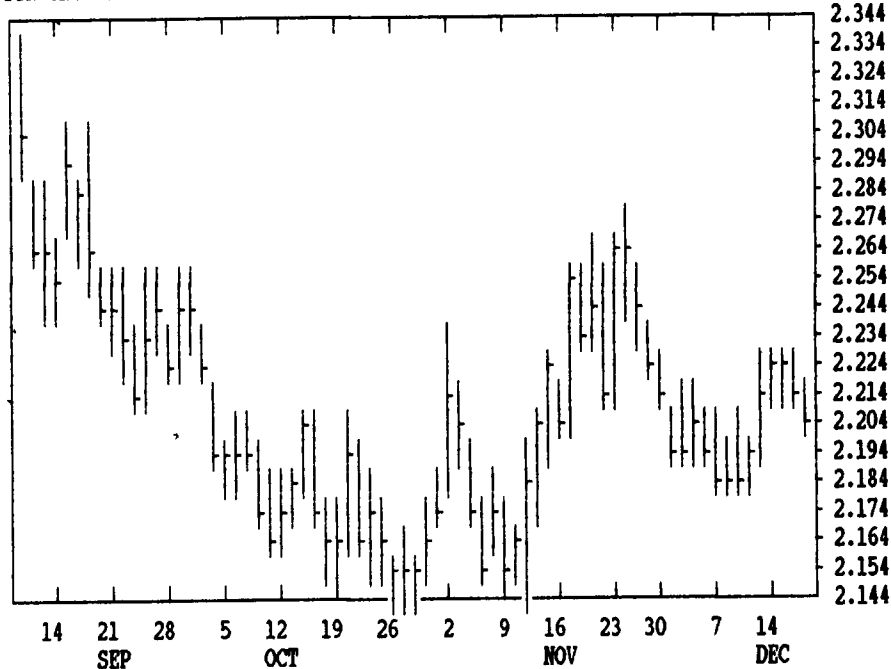


# GRAIN, CATTLE AND HOG FUTURES MARKETS

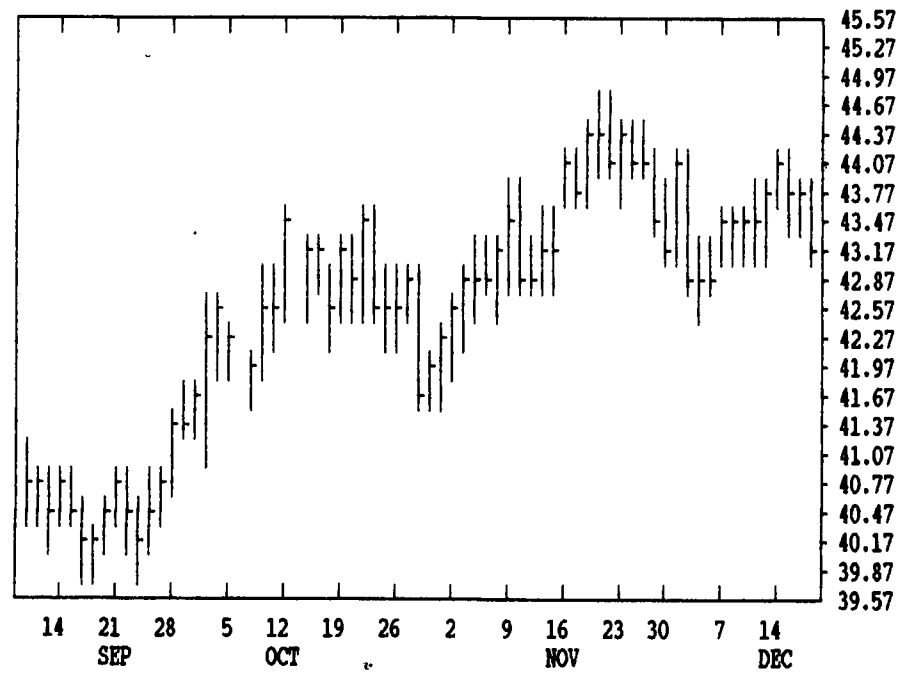
From DTN former satellite daily update. Service phone: (717) 731-1520

(Closing bids: Thursday, Dec. 17)

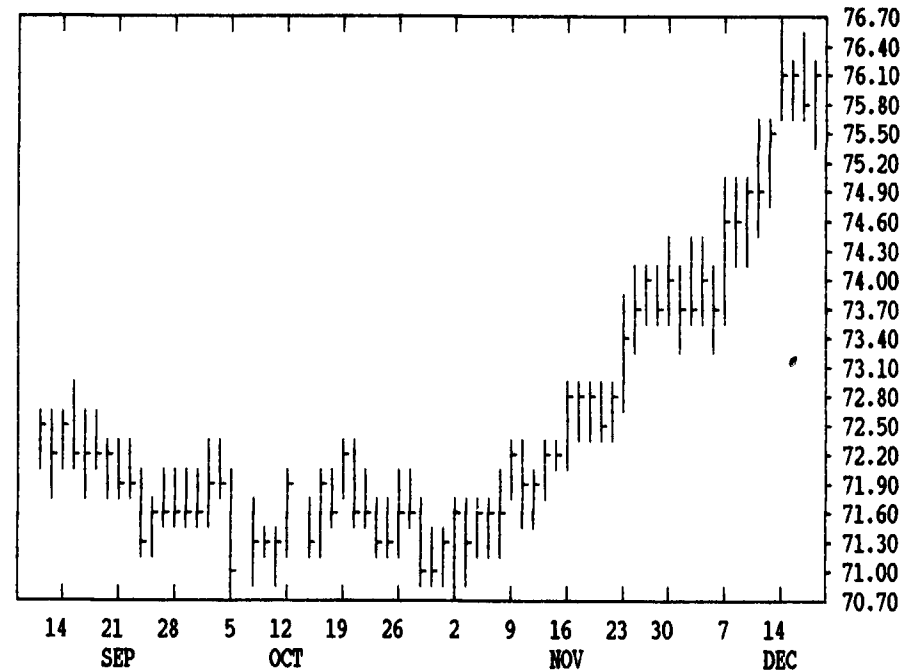
DTN GRAINS 17 MARCH CORN CONTRACT HIGH: 2.812 LOW: 2.144



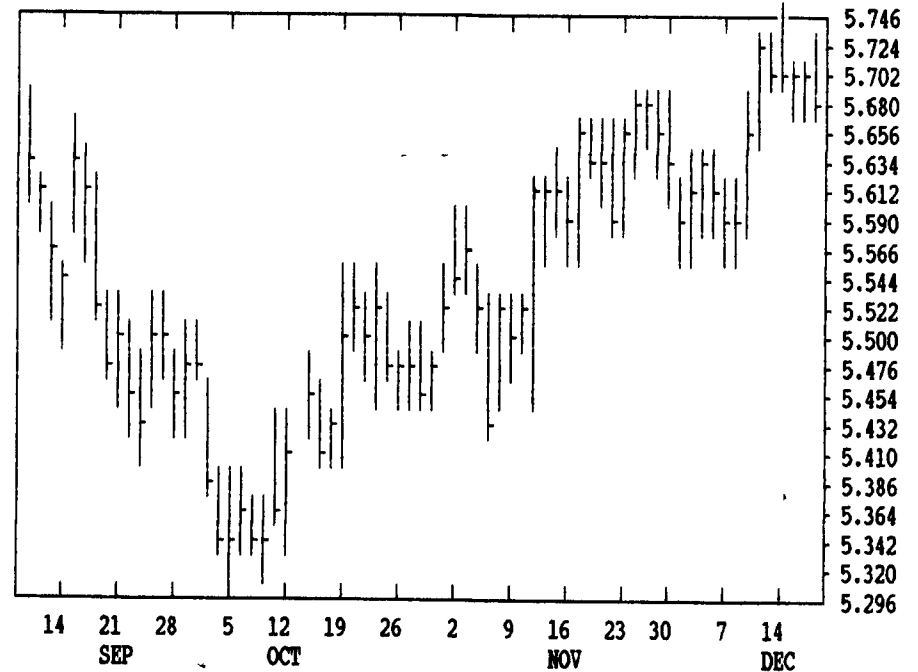
DTN LIVESTOCK 17 FEB LIVE HOGS CONTRACT HIGH: 45.95 LOW: 40.02



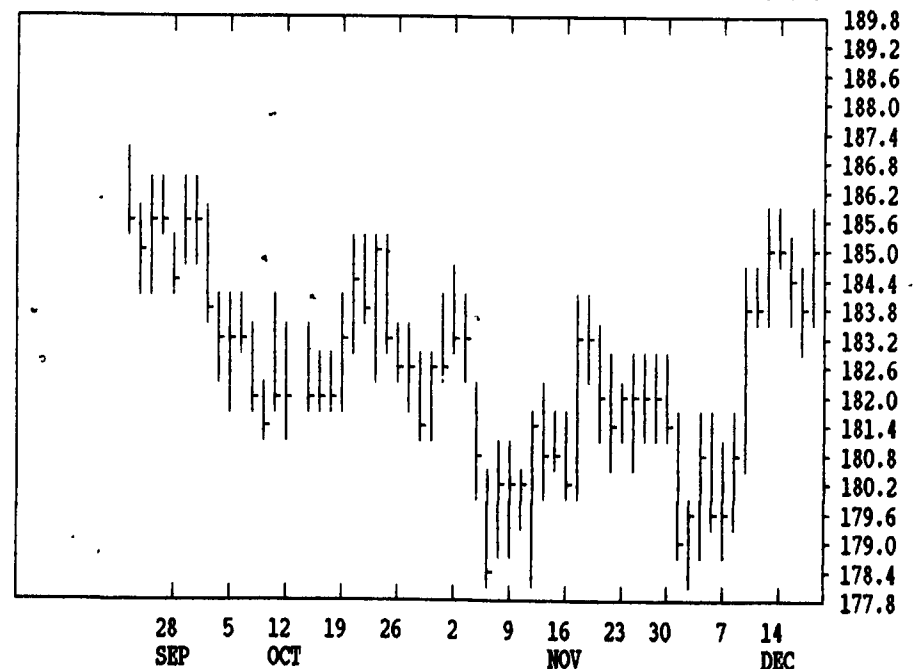
DTN LIVESTOCK 18 FEB LIVE CATTLE CONTRACT HIGH: 76.57 LOW: 68.10



DTN GRAINS 22 JANUARY SOYBEANS CONTRACT HIGH: 6.590 LOW: 5.320



DTN GRAINS 23 MARCH SOYMEAL CONTRACT HIGH: 210.0 LOW: 178.4



DTN FUTURES 12/17/92		TECHNICAL POINTS				SLOW STOCHASTIC						
CONTRACT	CLOSE	4-DAY	9-DAY	18-DAY	45-DAY	9DAY	14DAY	30DAY	%K	%D	%K	%D
WHEAT DEC	364.50	369.69	369.69	373.00	364.71	37.2	44.1	51.0	21	48	28	36
WHEAT MAR	352.75	358.37	358.47	363.62	359.39	31.5	38.3	46.5	22	47	19	18
KCWHT DEC	356.00	358.50	359.17	361.15	352.61	41.6	47.7	52.6	20	37	54	59
KCWHT MAR	346.75	350.75	349.92	353.39	349.46	37.5	42.8	48.4	39	64	24	20
MNWHT DEC	326.00	331.37	332.47	337.85	337.96	28.2	34.5	42.5	32	54	20	18
CORN DEC	212.50	212.81	211.47	212.29	210.51	53.8	52.4	47.9	84	89	44	38
CORN MAR	220.50	221.75	220.58	221.47	219.82	46.7	48.5	46.6	65	78	39	36
CORN MAY	227.50	229.19	228.14	229.11	227.16	43.6	46.9	46.5	60	77	38	36
OATS DEC	143.50	145.50	144.31	143.15	139.84	50.0	53.2	54.2	48	72	73	68
BEANS JAN	569.25	570.31	567.97	566.06	558.48	59.3	58.8	54.3	50	66	77	81
BEANS MAR	573.00	574.25	572.08	570.71	564.13	57.0	57.0	53.1	50	66	76	78
BEANS MAY	577.75	579.31	577.33	576.12	570.07	55.1	55.6	52.2	50	66	75	77
NEAL DEC	190.40	189.02	186.11	183.49	182.18	79.0	72.0	59.8	93	95	98	93
BNOLL DEC	20.46	20.66	20.52	20.49	19.97	49.9	53.2	54.1	47	65	69	71
CATTLE DEC	78.78	79.12	78.23	77.27	75.37	73.1	72.7	68.2	80	89	94	96
CATTLE FEB	76.07	76.09	75.45	74.68	73.03	76.3	74.8	69.4	72	81	91	92
FCTL JAN	85.80	85.82	85.42	84.58	82.87	75.6	73.6	67.3	66	75	92	93
HOGS DEC	43.60	44.31	44.41	44.46	43.96	35.7	42.6	49.4	33	55	55	68
HOGS FEB	43.33	43.72	43.62	43.63	43.32	44.7	48.0	51.3	45	62	53	50
PKBLS FEB	38.30	38.57	38.51	39.17	41.19	40.0	40.5	44.1	77	70	22	16

CORN				CHICAGO WHEAT				K.C. WHEAT				
DEC	HIGH	LOW	LAST CHG	DEC	HIGH	LOW	LAST CHG	DEC	HIGH	LOW	LAST CHG	
DEC	2136	2120	2124* -2	DEC	3680	3640	3644* -44	DEC	3600	3560	3560* -24	
MAR	2220	2202	2204* -12	MAR	3582	3522	3526* -54	MAR	3504	3464	3466* -42	
MAY	2292	2272	2274* -16	MAY	3434	3384	3390* -40	MAY	3342	3300	3310* -30	
JLY	2346	2324	2326* -14	JLY	3194	3160	3164* -16	JLY	3182	3142	3152* -26	
SEP	2384	2360	2360* -22	SEP	3246	3216	3216* -12	SEP	3224	3190	3190* -30	
DEC	2426	2400	2402* -22	DEC	3350	3322	3326* -12	MINN WHEAT				
MAR	2490	2472	2472* -22	OATS				DEC	3300	3244	3260* -44	
MAY				DEC	1454	1430	1434* -14	MAR	3376	3330	3336* -40	
JLY				MAR	1492	1462	1466* -26	MAY	3374	3340	3350* -22	
				MAY	1510	1474	1482* -26	JLY	3254	3234	3234* -36	
				JLY	1500	1486	1486* -36	SEP	3210	3190	3190* -24	
				SOYBEAN MEAL				SOYBEAN OIL				
JAN	5740	5686	5692* -4	DEC	1905	1882	1904* +22	DEC	2070	2046	2046* -16	
MAR	5774	5724	5730* -6	JAN	1874	1855	1868* +12	JAN	2080	2055	2057* -14	
MAY	5824	5774	5776* -10	MAR	1856	1840	1850* +10	MAR	2101	2075	2076* -10	
JLY	5882	5832	5840* -6	MAY	1850	1837	1842* +5	MAY	2115	2091	2091* -9	
AUG	5900	5860	5860* -10	JLY	1861	1848	1852* +4	JLY	2127	2103	2105* -9	
SEP	5880	5850	5850* -4	AUG	1865	1857	1857* +2	AUG	2132	2104	2104* -9	
NOV	5934	5884	5890* -12	SEP	1874	1866	1866* +2	SEP	2135	2106	2106* -7	
JAN	6004	5970	5970* -6	OCT	1883	1876	1878* -2	OCT	2128	2105	2105* -6	
MAR												
MAY												

LIVE CATTLE				FEEDER CATTLE				LIVE HOGS			
DEC	HIGH	LOW	LAST CHG	JAN	HIGH	LOW	LAST CHG	DEC	HIGH	LOW	LAST CHG
DEC	7917	7867	7877* -40	JAN	8607	8557	8580* -15	DEC	4415	4350	4360* -82
FEB	7617	7570	7607* +12	MAR	8395	8360	8392* +17	FEB	4377	4322	4332* -45
APR	7585	7545	7580* +17	APR	8295	8260	8282* -7	APR	4235	4185	4205* -17
JUN	7245	7207	7240* +15	MAY	8185	8160	8182* -2	JUN	4662	4615	4630* -12
AUG	7080	7052	7075* -2	AUG	8100	8085	8090* -10	JLY	4610	4580	4585* -15
OCT	7137	7107	7130* +7	SEP	8025	8015	8020* -5	AUG	4475	4445	4460* -7
DEC	7160	7145	7155* +10	OCT	8002	7985	7985* -20	OCT	4105	4090	4097* -2
FEB				NOV	8000	7990	7990* -5	DEC	4260	4240	4252* -2
				EURODOLLAR				PORK BELLIES			
MAR	7176	7081	7088* -10	MAR	9629	9619	9622* -5	FEB	3865	3790	3830* -37
JUN	7145	7051	7057* -8	JUN	9585	9571	9576* -7	MAR	3860	3790	3840* -42
SEP			7041* -5	SEP	9538	9524	9528* -7	MAY	3997	3930	3965* -35
				DEC	9476	9462	9466* -7	JLY	4035	3975	4017* -37
MAR	15760	15566	15644* +50	MAR	9453	9441	9444* -6	AUG			3830* -35
JUN	15660	15510	15534* +52	JUN	9417	9407	9409* -6	FEB			
SEP			15450* +52	S&P 500 INDEX				GERMAN MARK			
								MAR	6379	6310	6327* -6
MAR	8158	8108	8147* +13	JUN				JUN	6308	6242	6260* -5
JUN	8160	8123	8150* +13	SEP				SEP			6213* -2
SEP	8165		8165* +13	DEC				DEC	6205	6177	6177* -2