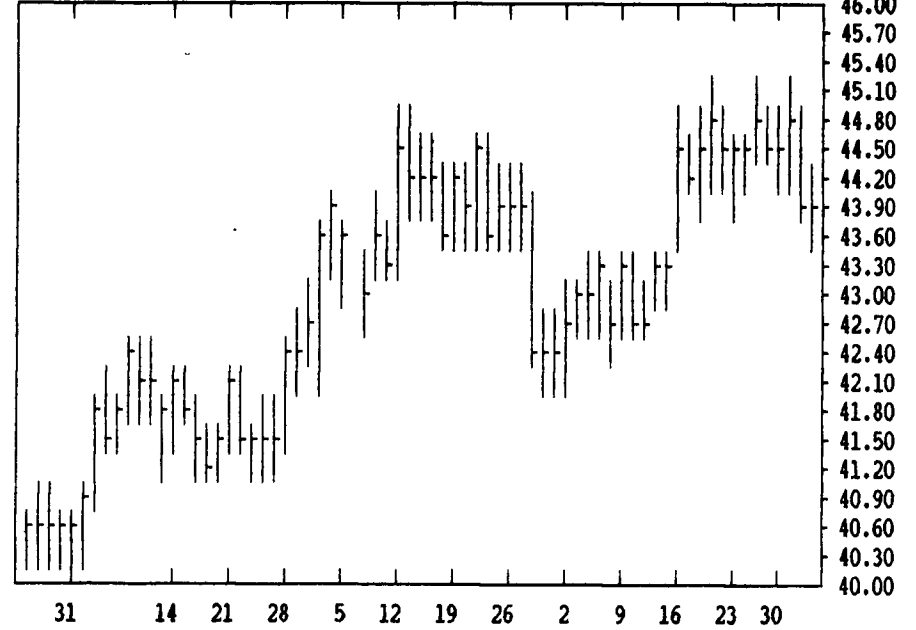
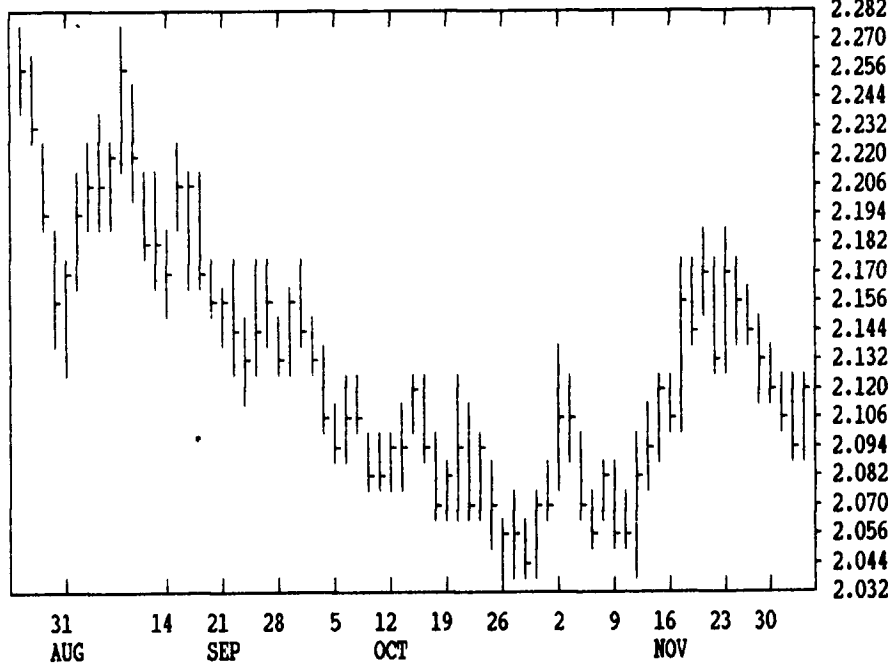


GRAIN, CATTLE AND HOG FUTURES MARKETS

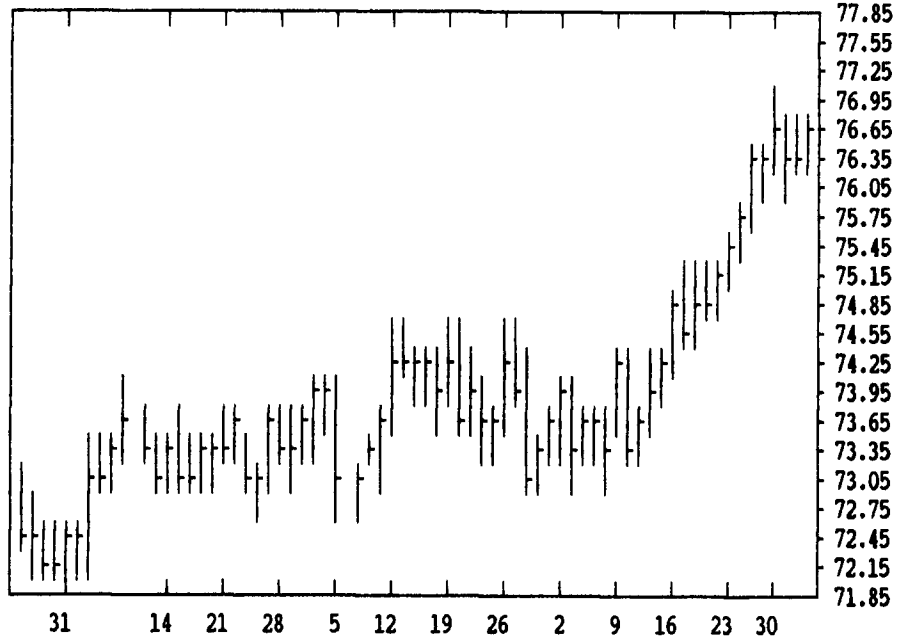
From DTN former satellite daily update. Service phone: (717) 731-1520

(Closing bids: Thursday, Dec. 3)

DTN GRAINS 16 DECEMBER CORN CONTRACT HIGH: 2.756 LOW: 2.044

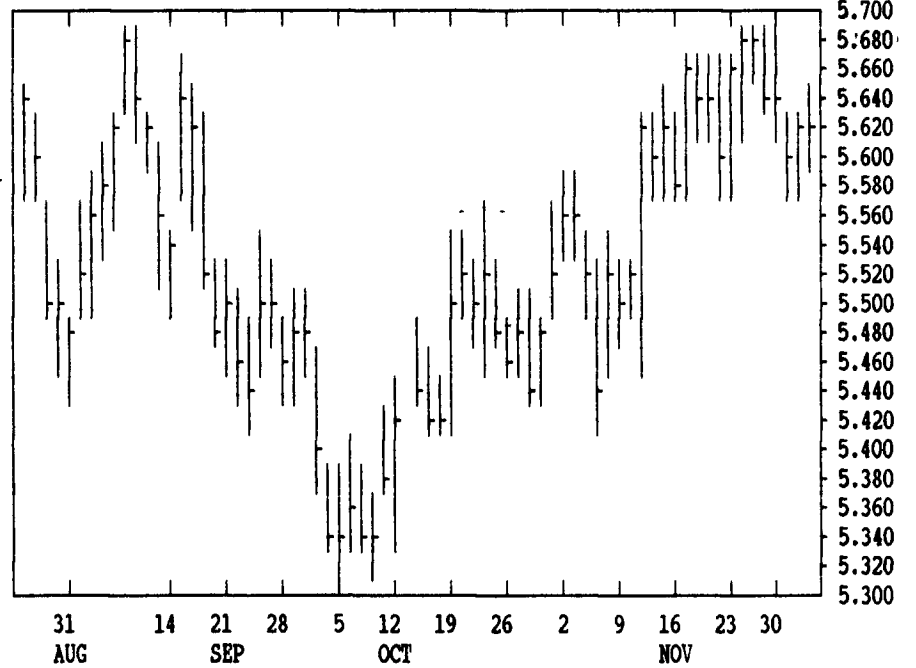


DTN LIVESTOCK 18 DEC LIVE CATTLE CONTRACT HIGH: 76.92 LOW: 67.10



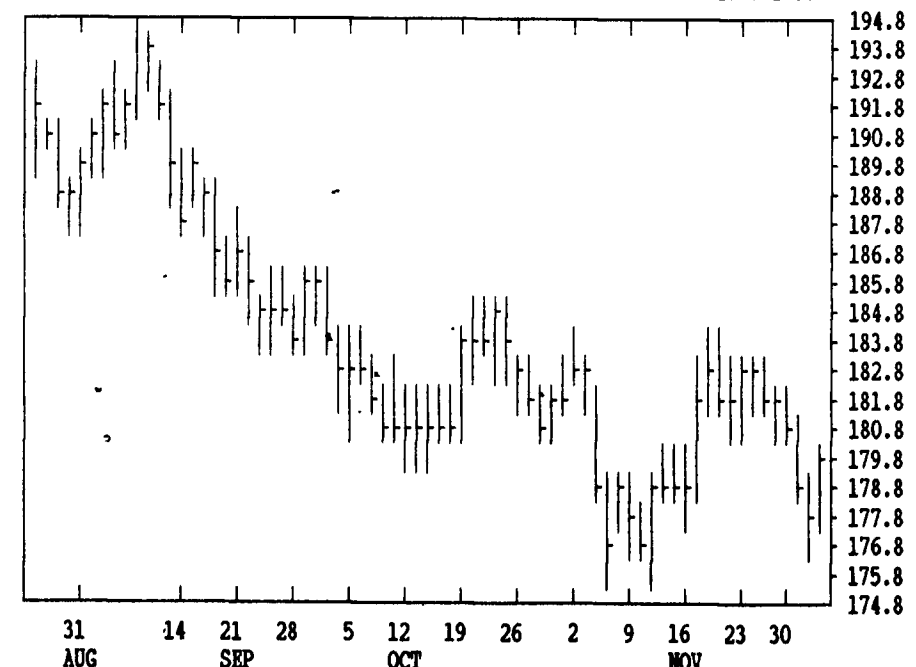
DTN FUTURES	12 12/03/92		TECHNICAL POINTS				SLOW STOCHASTIC					
	PRICES ARE DECIMAL	MOVING AVERAGES	RSI'S				5 DAY 20 DAY					
CONTRACT	CLOSE	4-DAY	9-DAY	18-DAY	45-DAY	9DAY	14DAY	30DAY	%K	%D	%K	%D
WHEAT	DEC 376.50	376.12	376.11	372.68	359.82	59.1	60.8	59.7	28	46	84	89
WHEAT	MAR 365.25	366.00	369.67	367.96	356.94	47.5	52.6	55.1	13	20	66	81
KCWHT	DEC 363.00	362.75	362.78	359.62	348.22	61.7	62.8	59.6	39	50	86	89
KCWHT	MAR 355.00	355.37	357.33	355.93	347.39	50.5	54.3	54.8	19	24	69	78
MINWHT	DEC 340.75	341.31	343.58	343.26	338.49	46.0	49.7	51.2	21	30	57	67
CORN	DEC 211.75	211.31	213.44	212.49	210.33	47.9	49.5	47.0	13	7	53	67
CORN	MAR 220.75	220.44	222.58	221.74	219.52	46.9	48.9	46.7	13	10	50	66
CORN	MAY 228.25	228.13	230.28	229.39	226.53	46.4	49.0	47.4	15	12	50	66
OATS	DEC 143.50	141.56	142.17	142.31	137.61	58.3	57.7	55.1	63	42	56	58
BEANS	JAN 563.25	562.31	563.97	561.99	552.09	53.9	55.1	52.1	37	37	77	84
BEANS	MAR 567.25	566.87	569.33	567.68	558.33	50.7	52.9	50.9	29	32	70	81
BEANS	MAY 572.50	572.19	575.06	573.57	564.77	49.6	51.9	50.3	26	29	69	82
NEAL	DEC 180.20	179.67	181.14	180.51	181.40	46.6	46.5	44.7	30	18	52	66
BNOIL	DEC 20.30	20.34	20.44	20.35	19.55	51.4	55.1	54.6	43	41	71	82
CATTLE	DEC 76.60	76.58	76.19	75.31	74.42	72.1	68.7	63.5	63	75	91	94
CATTLE	FEB 74.10	74.00	73.80	73.11	72.20	72.9	70.3	64.3	44	57	87	91
FCTL	JAN 83.68	83.80	83.66	83.01	82.06	65.0	63.7	60.2	41	58	90	92
HOGS	DEC 44.08	44.42	44.56	44.17	43.82	46.9	50.8	53.6	38	48	78	85
HOGS	FEB 42.85	43.33	43.77	43.72	43.11	37.8	44.0	49.8	25	24	45	66
PKBLS	FEB 38.25	38.92	40.27	41.38	41.60	24.3	32.3	42.1	8	7	5	19

DTN GRAINS 22 JANUARY SOYBEANS CONTRACT HIGH: 6.590 LOW: 5.320



CORN				CHICAGO WHEAT				K.C. WHEAT			
HIGH	LOW	LAST	CHG	HIGH	LOW	LAST	CHG	HIGH	LOW	LAST	CHG
DEC 2124	2100	2116*	+14	DEC 3784	3720	3764*	+34	DEC 3650	3600	3630*	+14
MAR 2216	2192	2206*	+10	MAR 3670	3604	3652*	+26	MAR 3570	3510	3550*	+22
MAY 2292	2270	2282*	+6	MAY 3510	3450	3500*	+30	MAY 3424	3376	3410*	+20
JLY 2342	2322	2334*	+6	JLY 3264	3210	3262*	+40	JLY 3256	3214	3246*	+20
SEP 2384	2370	2376*	+2	SEP 3314	3284	3314*	+30	SEP 3304	3290	3296*	+16
DEC 2434	2420	2430*	+2	DEC 3420	3400	3420*	+20	MINN WHEAT			
MAR 2500	2490	2500*	+2	OATS				DEC 3430	3366	3406*	+14
MAY				DEC 1440	1404	1434*	+22	MAR 3430	3370	3406*	+16
JLY				MAR 1494	1460	1486*	+20	MAY 3426	3380	3414*	+14
SOYBEANS				MAY 1500	1476	1490*	+20	JLY		3264*	+10
JAN 5646	5594	5632*	+6	JLY 1494	1480	1490*	+24	SEP 3270	3250	3270*	+16
MAR 5690	5640	5672*	+6	SOYBEAN NEAL				SOYBEAN OIL			
MAY 5744	5694	5724*	+4	DEC 1805	1782	1802*	+19	DEC 2042	2020	2030*	-7
JLY 5794	5746	5776*	+6	JAN 1811	1786	1808*	+19	JAN 2056	2031	2042*	-7
AUG 5810	5774	5786*	+4	MAR 1816	1794	1812*	+16	MAR 2077	2052	2063*	-5
SEP 5804	5780	5780*	+6	MAY 1830	1812	1822*	+11	MAY 2084	2062	2073*	-7
NOV 5864	5812	5836*	+10	JLY 1850	1836	1844*	+10	JLY 2092	2070	2082*	-5
JAN 5916	5900	5916*	+10	AUG 1860	1848	1857*	+15	AUG 2090	2075	2081*	-4
MAR				SEP 1870	1861	1861*	+9	SEP 2090	2080	2083*	-4
MAY				OCT 1885	1880	1885*	+20	OCT		2083*	+3

DTN GRAINS 23 DECEMBER SOY NEAL CONTRACT HIGH: 209.0 LOW: 175.8



LIVE CATTLE				FEEDER CATTLE				LIVE HOGS			
HIGH	LOW	LAST	CHG	HIGH	LOW	LAST	CHG	HIGH	LOW	LAST	CHG
DEC 7672	7642	7660*	+17	JAN 8382	8355	8367*	-10	DEC 4430	4367	4407*	-5
FEB 7425	7382	7410*	+22	MAR 8190	8162	8185*	+2	FEB 4330	4260	4285*	-20
APR 7445	7395	7427*	+10	APR 8090	8067	8082*	0	APR 4122	4065	4090*	-12
JUN 7117	7077	7105*	+5	MAY 7990	7970	7980*	-10	JUN 4560	4502	4520*	-5
AUG 6950	6920	6945*	+7	AUG 7885	7875	7880*	0	JLY 4525	4480	4505*	+15
OCT 7020	6975	6990*	-5	SEP 7810	7800	7810*	-10	AUG 4390	4360	4390*	+10
DEC 7020	7000	7005*	0	OCT 7800	7797	7797*	-7	OCT 4075	4055	4070*	-20
FEB				NOV		7807*	-2	DEC 4290	4270	4280*	-30
SWISS FRANC				EURODOLLAR				PORK BELLIES			
DEC 7136	7055	7064*	-96	DEC 9618	9611	9616*	+6	FEB 3880	3805	3825*	-37
MAR 7134	7011	7021*	-97	MAR 9618	9611	9614*	+3	MAR 3895	3820	3845*	-42
JUN 7055	6990	6991*	-98	JUN 9566	9558	9561*	+2	MAY 4005	3955	3965*	-50
BRITISH POUND				SEP 9515	9507	9510*	+2	JLY 4060	4010	4042*	-37
DEC 15690	15418	15624*	+136	DEC 9447	9439	9443*	+3	AUG 3950	3910	3910*	-42
MAR 15570	15330	15504*	+136	MAR 9425	9419	9422*	+3	FEB			
JUN 15470	15390	15406*	+138	S&P 500 INDEX				GERMAN MARK			
JAPANESE YEN				DEC 43155	42850	43025*	+35	DEC 6332	6290	6304*	-39
DEC 8037	8014	8021*	-10	MAR 43250	42960	43115*	+20	MAR 6253	6220	6225*	-38
MAR 8033	8020	8026*	-11	JUN 43330	43060	43205*	+25	JUN 6180	6160	6163*	-37
JUN 8040	8036	8036*	-11	SEP 43355	43280	43310*	+10	SEP		6119*	-36