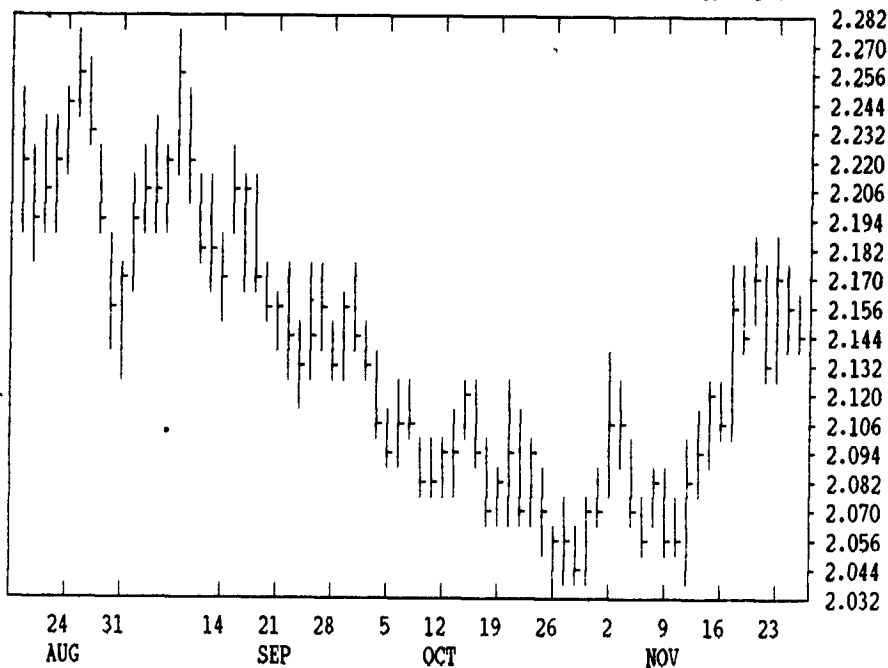


GRAIN, CATTLE AND HOG FUTURES MARKETS

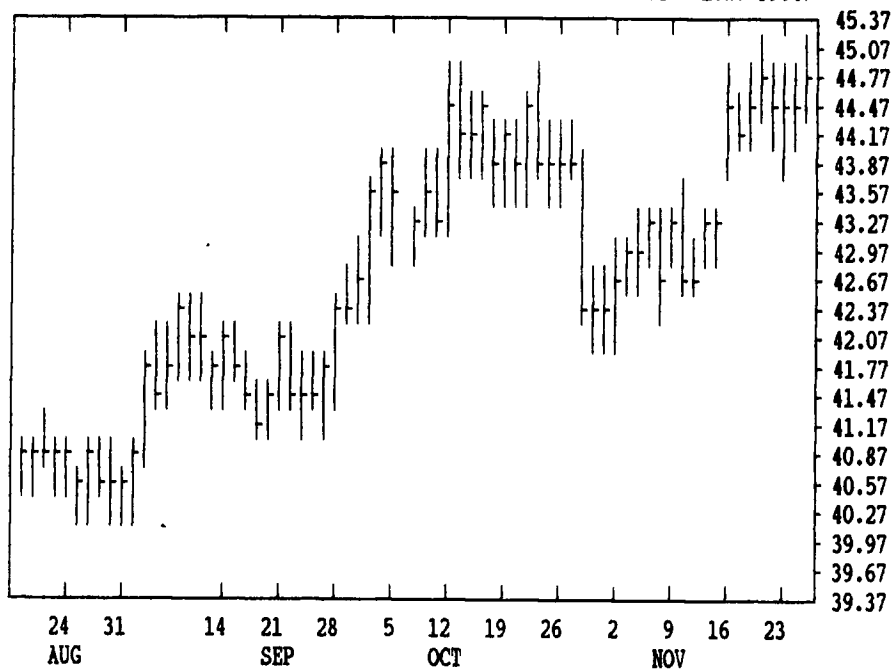
From DTN former satellite daily update. Service phone: (717) 731-1520

(Closing bids: Wednesday, Nov. 25)

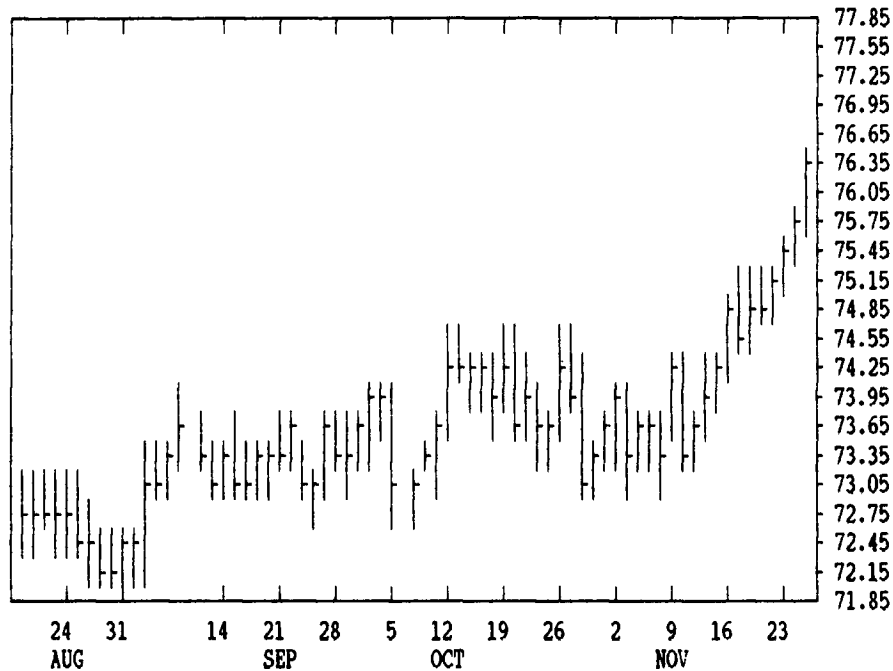
DTN GRAINS 16 DECEMBER CORN CONTRACT HIGH: 2.756 LOW: 2.044



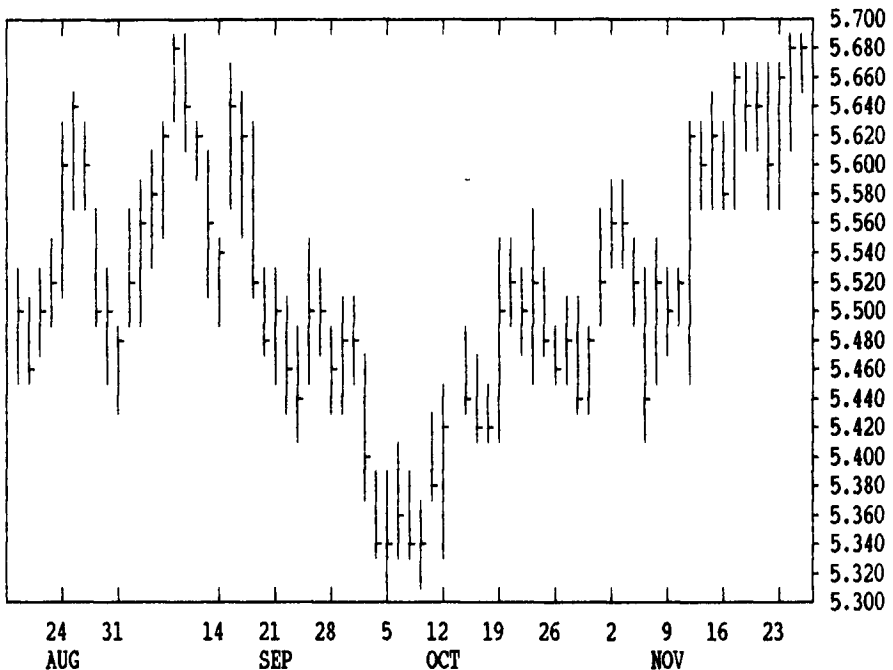
DTN LIVESTOCK 17 DECEMBER LIVE HOGS CONTRACT HIGH: 45.15 LOW: 39.47



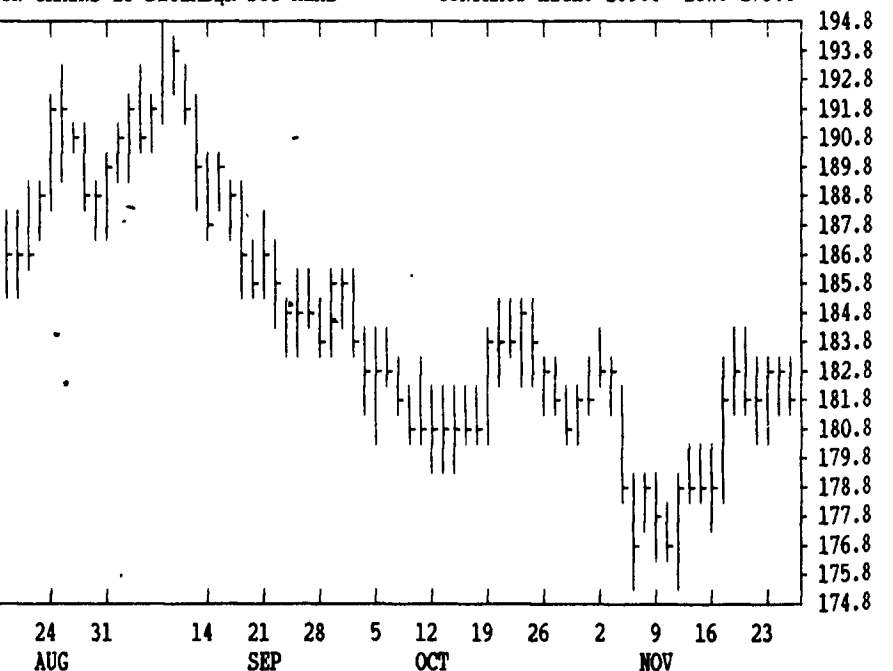
DTN LIVESTOCK 18 DEC LIVE CATTLE CONTRACT HIGH: 76.50 LOW: 67.10



DTN GRAINS 22 JANUARY SOYBEANS CONTRACT HIGH: 6.590 LOW: 5.320



DTN GRAINS 23 DECEMBER SOY MEAL CONTRACT HIGH: 209.0 LOW: 175.8



DTN FUTURES 12 11/25/92		TECHNICAL POINTS				SLOW STOCHASTIC						
PRICES ARE DECIMAL		MOVING AVERAGES				RSI'S						
CONTRACT	CLOSE	4-DAY	9-DAY	18-DAY	45-DAY	9DAY	14DAY	30DAY	%K	%D	%K	%D
WHEAT DEC	379.50	376.19	374.08	367.86	356.52	74.9	70.9	63.6	88	68	88	84
WHEAT MAR	375.50	372.81	371.08	364.83	354.72	77.0	72.1	63.2	89	74	91	87
KCWHT DEC	366.25	362.37	361.28	354.81	345.52	74.8	70.7	62.6	81	61	87	84
KCWHT MAR	361.00	358.87	358.67	352.97	345.51	70.0	66.8	59.7	71	52	81	80
MNWHT DEC	348.00	345.25	345.56	341.44	337.68	64.5	61.5	56.4	66	42	67	67
CORN DEC	215.25	215.69	214.94	211.72	210.72	57.7	56.5	50.2	69	70	85	86
CORN MAR	224.50	224.69	224.00	221.12	219.87	57.7	56.6	50.3	75	69	83	84
CORN MAY	232.50	232.37	231.64	228.67	226.71	60.0	58.5	51.7	76	67	83	83
OATS DEC	142.25	143.31	144.81	140.47	137.21	52.5	55.1	54.4	18	29	74	80
BEANS JAN	568.25	565.31	563.97	559.17	550.47	64.7	62.1	54.9	89	70	89	87
BEANS MAR	574.25	571.31	569.89	565.15	556.93	64.5	61.8	54.7	87	70	89	86
BEANS MAY	580.25	577.37	575.81	571.26	563.46	64.3	61.5	54.4	92	73	90	87
NEAL DEC	182.20	182.50	181.70	180.57	181.96	55.4	52.2	47.2	68	71	77	69
BNOIL DEC	20.71	20.54	20.49	20.13	19.40	64.7	63.9	58.9	84	69	92	89
CATTLE DEC	76.45	75.76	75.25	74.51	74.08	79.2	71.9	64.2	94	92	96	93
CATTLE FEB	74.05	73.58	73.07	72.45	71.95	83.4	76.0	66.0	95	90	96	94
FCTL JAN	84.00	83.52	82.99	82.26	81.83	78.3	70.9	63.0	86	84	93	89
HOGS DEC	44.88	44.68	44.52	43.77	43.57	67.6	63.3	58.7	65	66	88	88
HOGS FEB	44.17	44.24	44.10	43.60	42.87	62.2	61.6	58.5	49	56	85	89
PKBLS FEB	41.35	41.64	42.52	42.21	41.58	40.5	45.4	49.3	22	28	50	64

LIVE CATTLE				FEEDER CATTLE				LIVE HOGS						
DEC	HIGH	LOW	LAST	CHG	JAN	HIGH	LOW	LAST	CHG	DEC	HIGH	LOW	LAST	CHG
DEC	7650	7585	7645*	+67	JAN	8400	8357	8400*	+42	DEC	4505	4465	4487*	+22
FEB	7415	7377	7405*	+17	MAR	8170	8115	8167*	+40	FEB	4447	4412	4417*	-7
APR	7437	7380	7430*	+52	APR	8067	8015	8065*	+42	APR	4215	4182	4192*	+10
JUN	7090	7050	7087*	+42	MAY	7960	7925	7960*	+45	JUN	4650	4635	4642*	+17
AUG	6935	6902	6927*	+27	AUG	7865	7830	7865*	+45	JULY	4600	4580	4595*	+20
OCT	6980	6955	6980*	+45	SEP	7815	7800	7815*	+55	AUG	4475	4457	4475*	+20
DEC	6985	6975	6975*	0	OCT	7780	7750	7780*	+40	OCT	4145	4130	4145*	+15
FEB					NOV	7805	7750	7805*	+60	DEC	4360	4340	4350*	+10

SWISS FRANC				EURODOLLAR				PORK BELLIES						
DEC	HIGH	LOW	LAST	CHG	DEC	HIGH	LOW	LAST	CHG	FEB	HIGH	LOW	LAST	CHG
DEC	7041	6944	7038b	+53	DEC	9635	9600	9604*	-5	FEB	4185	4115	4135*	-2
MAR	6987	6907	6987b	+44	MAR	9638	9608	9610*	-9	MAR	4190	4130	4145*	+5
JUN	6930	6890	6908*	+12	JUN	9592	9568	9571*	-8	MAY	4315	4250	4260*	0
BRITISH POUND					SEP	9545	9524	9526*	-10	JULY	4355	4305	4355*	+17
DEC	15322	15176	15320b	+56	DEC	9477	9457	9459*	-10	AUG	4260	4207	4260*	+22
MAR	15154	15060	15148*	+64	MAR	9452	9435	9452b	+15	FEB				
JUN	15058	14980	15058*	+62	S&P 500 INDEX					GERMAN MARK				
JAPANESE YEN					DEC	42950	42800	42940**	+130	DEC	6296	6236	6272*	+34
DEC	8130	8063	8130b	+56	MAR	43045	42890	43035**	+135	MAR	6216	6168	6215b	+16
MAR	8130	8072	8130b	+49	JUN	43150	42960	43115**	+135	JUN	6150	6130	6141*	+31
JUN		8050	8090*	+2	SEP	43225		43215**	+135	SEP			6099*	+30

CORN				CHICAGO WHEAT				K.C. WHEAT						
DEC	HIGH	LOW	LAST	CHG	DEC	HIGH	LOW	LAST	CHG	DEC	HIGH	LOW	LAST	CHG
DEC	2162	2150	2152*	-12	DEC	3804	3776	3794*	+6	DEC	3670	3630	3662*	+26
MAR	2260	2240	2244*	-16	MAR	3764	3730	3754*	+10	MAR	3620	3596	3610*	+6
MAY	2336	2320	2324*	-14	MAY	3600	3564	3584*	+14	MAY	3490	3470	3476*	+16
JLY	2386	2370	2374*	-14	JLY	3320	3290	3320*	+26	JLY	3330	3290	3322*	+30
SEP	2426	2412	2412*	-14	SEP	3370	3354	3370*	+24	SEP	3382	3344	3380*	+50
DEC	2462	2454	2454*	-12	DEC	3480	3450	3480*	+20	MINN WHEAT				
MAR	2530	2522	2522*	-14	OATS					DEC	3480	3460	3480*	+14
MAY					DEC	1424	1414	1422*	-4	MAR	3522	3504	3520*	+4
JLY					MAR	1454	1450	1452*	-6	MAY	3520	3494	3514*	+4
SOYBEANS					MAY	1446	1444	1444*	-4	JLY	3350	3340	3350*	+30
JAN	5686	5654	5682*	+2	JLY	1450	1446	1446*	0	SEP	3330	3310	3330*	+26
MAR	5744	5720	5742*	+2	SOYBEAN MEAL					SOYBEAN OIL				
MAY	5802	5774	5802*	0	DEC	1829	1820	1822*	-8	DEC	2080	2057	2071*	-5
JLY	5864	5840	5856*	0	JAN	1828	1818	1822*	-6	JAN	2090	2071	2084*	-5
AUG	5874	5860	5874*	0	MAR	1825	1815	1822*	-1	MAR	2112	2095	2109*	-3
SEP	5866	5850	5856*	-6	MAY	1835	1821	1829*	-3	MAY	2125	2111	2125*	-4
NOV	5924	5904	5914*	0	JLY	1857	1843	1848*	-4	JLY	2140	2122	2140*	-5
JAN	5990	5980	5990*	-10	AUG	1866	1856	1866*	-2	AUG	2142	2132	2142*	0
MAR					SEP	1880	1866	1866*	-2	SEP			2144*	-1
MAY					OCT	1890	1880	1883*	-2	OCT			2144*	-2