

Make It A Holiday To Remember



Arrange flowers in a hollowed-out pumpkin to greet your Thanksgiving guests.

(Continued from Page B16)

Decorations

Leslie Uslin, owner of Leesport Flowers, demonstrated festive holiday decorations for wreaths, mantels, and centerpieces.

- When choosing fresh flowers, make sure the color of the stems and leaves should be a bright green. Flower petals should be brightly colored, not transparent.

- When you make fresh floral arrangements, Leslie said, always use a floral preservative. She said a homemade floral preservative can be made by adding a couple of drops of chlorine bleach and a pinch of sugar to enough warm water to fill the flower vase.

- Floral foam should be allowed to soak gradually instead of being pushed underneath water. When it is thoroughly soaked, it can be cut to the proper size.

- In addition to drying apple slices for arrangements, kiwi, grapefruit, oranges, and peppers may also be dried in a dehydrator or in a 200 degree oven.

- Dusty miller wreaths may be made fresh. Use a straw wreath as a base. Pick off leaves of dusty miller and form small bunches. Lay a bunch on the edges of the wreath and fasten with a florist pin. Do the outside and inside edges of the wreath before filling in the middle. Make sure each bundle is placed closely to the previous bundle as dusty miller shrinks as it dries. The wreaths will last for years.

- German statice wreaths can be made the same as dusty miller wreaths. Refrigerate the German

statice for one hour before using as it makes it easier to work with.

- Mixed green garlands are made by taking two spools of florist wire. One spool is used as the base wire and the other spool is used for wrapping the greens to the base wire. Take little bunches of desired greens and wrap it to the base wire. Pull tightly. Twist together the two wires to fasten off.


- Candle holders may be made from real apples that set flat. Cut circles into the top and push in candle. Dip apples in clear floor

wax to make the fruit last longer.

- Boxwood tree can be made by trimming form to a tree shape. Start at the bottom and insert longest pieces of boxwood around bottom of foam. Fill in pieces and at the top bring it to a point. Set the boxwood tree in the sink and water from the top so that it stays moist.

- If roses droop, place stem under water and cut shorter. Stick immediately in a vase filled with water.

- Do not use long needle pines in arrangements as it reduces the life of the flower since the sap runs into the water.



These cards are made with fabric, pen, and paper.




A folk art Santa is made with quick-strip pieces and machine applique for a holiday banner.




Sherry Kalbach, known as the garbage lady, shows how straw wreaths can be recycled.

CHOP-RITE TWO, INC.


Quality American Workmanship!



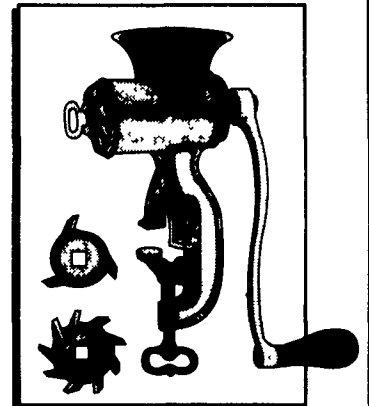
#5 CLAMP TYPE CHOPPER
#10 CLAMP TYPE CHOPPER



#12 SCREW DOWN TYPE CHOPPER
#22 SCREW DOWN TYPE CHOPPER
#32 SCREW DOWN TYPE CHOPPER



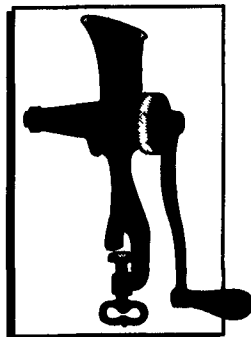
#1 CLAMPLESS TYPE CHOPPER




#3 FOOD CHOPPER

* Plates available in 3/16" (standard), 1/8", 1/4", 3/8", 1/2", 3/4" and 1".

* V-Belt Pullies available for #10, #12, #22 and #32 choppers.




#27 HEALTH FOUNTAIN JUICER



SAUSAGE STUFFER, LARD & FRUIT PRESS



STUFFER HORN AVAILABLE IN VARIOUS SIZES



#16T CHERRY STONER

FOR MORE INFORMATION PLEASE CALL OR WRITE :

CHOP-RITE TWO, INC.

531 OLD SKIPPACK ROAD
HARLEYSVILLE, PA 19438
(215) 286-4620
FAX (215) 286-4363

- ❖ Made in the U.S.A.
- ❖ Easy to Clean
- ❖ Made from Cast Iron
- ❖ Quality Workmanship