

Top Producing Herds In Pennsylvania DHIA For October


The top producing herds in Pennsylvania for October 1992 are listed here by county:

COUNTY HERD REA SUMMARY REPORT FOR COUNTY: ADAMS										COUNTY HERD REA SUMMARY REPORT FOR COUNTY: BEAVER										COUNTY HERD REA SUMMARY REPORT FOR COUNTY: BEDFORD										COUNTY HERD REA SUMMARY REPORT FOR COUNTY: BERKS									
NAME	BR	NO COWS	MILK	3	FAT	FAT	PRO	PRO		NAME	BR	NO COWS	MILK	3	FAT	FAT	PRO	PRO		NAME	BR	NO COWS	MILK	3	FAT	FAT	PRO	PRO		NAME	BR	NO COWS	MILK	3	FAT	FAT	PRO	PRO	
		IN MILK	LBS	X	LBS	PCT	LBS	PCT				IN MILK	LBS	X	LBS	PCT	LBS	PCT				IN MILK	LBS	X	LBS	PCT	LBS	PCT				IN MILK	LBS	X	LBS	PCT	LBS	PCT	
LEROY DEPUTY	B3	113.5	22350	0	845	3.8	704	3.1		BONZO ONE-O-ONE BOLS	3	32.4	21843	0	894	4.1	708	3.2		MEADOW CREEK FARM	B3	177.3	23330	0	850	3.6	740	3.2		HIDDENVIEW HOLSTEINS	3	70.4	25788	0	920	3.6	833	3.2	
JO JEN HESS	B	14.2	22127	0	831	3.8	681	3.1		WILLIAM J MC CHEWNEY	3	32.1	22023	0	662	3.0	681	3.1		DAMIEL L OVER	3	57.4	22875	0	843	3.7	729	3.2		GLEN D GOCKLEY	B3	51.0	24878	0	802	3.2	807	3.2	
RAY DUTYER	G3	61.9	20781	0	795	3.8	679	3.3		JOHN+WENDY COOPER	B3	86.6	21467	0	755	3.5	666	3.1		PAUL & DAVID HELSEL	G3	111.4	22695	0	862	3.8	717	3.2		HERVEN BRUBAKER	3	72.0	24566	0	884	4.0	713	3.2	
ROY A WEAVER JR	3	67.9	20883	0	792	3.8	669	3.2		RAY NYE	G3	60.9	19586	0	700	3.6	610	3.1		STEVE + JERRI RITCHY	3	70.5	22125	0	884	4.0	713	3.2		DAVEY FARM	3	64.8	23904	0	857	3.6	778	3.3	
ROBERT C HOFFMAN	3	26.1	21744	0	783	3.6	660	3.0		BROADRUM HOLSTEINS	B3	56.2	19646	0	691	3.5	602	3.1		RUSSELL GUNY	B3	53.4	21104	0	819	3.9	699	3.3		JUNCE FARMS	3	87.9	23714	0	903	3.8	766	3.2	
STONER DAIRY	G4	70.7	20841	0	800	3.8	655	3.1		JOODKINS VALLEY VUE	B3	60.4	19067	0	739	3.9	600	3.1		JERRY L HENSBERGER	B3	127.9	22714	0	883	3.9	698	3.1		GLEN BRUBAKER	3	69.1	23355	0	828	3.5	763	3.3	
BROWN VALLEY FARM	3	75.8	20589	0	844	4.1	652	3.2		MILLER FAMILY DAIRY	G3	57.3	18738	0	684	3.6	598	3.2		HIDDEN DREAM FARM	B3	38.3	22077	0	F38	3.8	695	3.1		EARL R HAFER	B3	190.3	23256	0	803	3.5	753	3.2	
JOBO HOLSTEIN FARM	B3	199.9	20739	0	766	3.7	650	3.1		KEO PEAK HOLSTEINS	B3	65.1	17941	0	697	3.9	585	3.3		KENNETH HONEY	B3	350.4	21633	1	782	3.6	694	3.2											
RK CUMMINGHAM	B3	44.7	21061	0	910	4.3	650	3.1		EDWARD GINGER PFLUGH	G3	94.0	18319	0	667	3.6	584	3.2																					
KEER ACRES	3	109.8	19651	0	751	3.8	642	3.3		F KEITH NYE	3	81.6	17596	0	681	3.9	575	3.3																					
MAY BRITTE FARMS	B3	148.0	20202	0	798	4.0	641	3.2		EIDER VOGEL	3	58.4	17367	0	676	3.9	564	3.2																					
PENN GATE FARM	3	79.8	19104	0	778	4.1	626	3.3		CRAIG FARMS	G3	77.0	17574	0	663	3.8	564	3.2																					
GROVE BROS	B3	81.4	19680	0	627	3.2	625	3.2		TRETS BROS	B3	67.0	16615	0	597	3.6	527	3.2																					
M C + T DURBORAM	3	61.0	18913	0	763	4.0	621	3.3		GLEN+CAROL FOGEL	G3	80.7	15923	0	605	3.8	508	3.2																					
BUTTWOOD FARMS	3	163.3	19269	0	780	4.0	616	3.2		WESLEY DIEHL	B3	31.2	16600	0	636	3.8	507	3.1																					
JEFF+MARY KAY ROEHR	3	72.5	19190	0	637	3.3	616	3.2		CONKLE CENTURY FARMS	G3	32.5	15712	0	591	3.8	500	3.2																					
BEAVER HON FARMS	B3	124.4	20352	0	731	3.6	616	3.0		FRED PFLUGH	B3	63.3	14996	0	567	3.8	483	3.2																					
DONALD TOOT	B3	55.9	18678	0	747	4.0	598	3.2		SCOTT O WRIGHT	3	31.4	15361	0	564	3.7	469	3.1																					
REHODES ENTERPRISE	G3	105.0	18797	0	692	3.7	597	3.2		GRANDVIEW FARM	B3	56.0	15098	0	548	3.6	456	3.0																					
BER CRK	3	86.3	18858	0	742	3.9	595	3.2		DAN BRENNER	3	92.7	14299	0	527	3.7	455	3.2																					



ASK ABOUT OUR PERFORMANCE GUARANTEE!!!

"The Right Choice"



**SOLANCO YOUNG FARMERS
1992 HYBRID CORN TEST PLOT**
Harvest Date: October 28, 1992

HYBRID	% MOIST	POP	% STAND	YIELD
CHEMGRO 7793	26.2	23750	97.89	153.75
T. EASTLAND E7810	25.0	26750	93.46	151.06
AGRIPRO 605	22.6	26000	89.42	150.06
DOEBLER 73XP	21.7	26000	86.54	148.78
CARGILL 7997	23.6	25500	90.20	143.93
DOEBLER 75X2	25.6	24750	91.04	143.88
PIONEER 3394	21.6	22250	88.76	141.06
CHECK 2 PIONEER 3352	21.1	26000	92.31	140.79
PIONEER 3241	23.6	24500	85.71	140.22
CHECK PIONEER 3352	20.6	24000	85.42	139.82
FUNKS 4671	27.2	24750	83.84	139.40
CARGILL 8127	23.7	23000	83.70	138.42
NORTHCOAST 2518	26.0	25500	87.25	137.58
ASGROW RX706	21.6	27500	78.18	137.28
AGWAY 824	26.2	26500	86.79	136.83
T. EASTLAND E799	24.2	25000	88.00	134.49
FUNKS 4672	26.1	22500	84.44	132.97
CHEMGRO 7392	24.3	22750	91.21	131.43
AGWAY 797	24.7	26000	89.25	131.12
ASGROW RX899	25.2	22250	73.03	128.62
NORTHCOAST 2525	26.7	23750	86.32	127.99
AGRIPRO 620	25.3	26750	77.57	110.05

Name _____
Address _____
Phone _____

CHEMGRO SEEDS
P.O. Box 218, State St.
East Petersburg, PA 17520
1-717-569-3296
1-800-346-4769 (GROW)

I'm interested in:
 1992 Yield Book Yield Guarantee




4340 Oregon Pike
Ephrata, PA 17522
CALL COLLECT
717/859-3276

BRUBAKER AGRONOMIC CONSULTING SERVICE, INC.
The leader in Integrated Pest Management, Nutrient Management & Agricultural/Environmental Consulting

- IPM—ICM—Field Scouting
- 11 Service Package Options
- Soil/Manure Testing
- Nutrient Management Plans

Professional, Independent Consultants
Working For YOUR Profitability!




7th Edition
ERROL Agway Dime Bank

• 1930 Chevrolet Panel Delivery Truck
\$11.99
While Supplies Last

• 1/43 scale • diecast metal • side graphics with "Agway, Your Country Values Store"

2nd Edition ERROL 1992 Agway Bank



• 1912 Open Express Van
• 1/26 scale
• diecast metal
\$7.99
LIMITED QUANTITIES - NO RAIN CHECKS!

AGWAY 1st EDITION SLURRY WAGON \$16.99

1st IN A SERIES SPEC CAST PENNY BANK \$19.99

SEE OUR NEW TOY DEPARTMENT!
Many Christmas Specials!

HENRY B. HOOVER, INC.
1731 W. Main St., Ephrata - 733-6593

WE SHIP UPS

STORE HOURS: MON.-THURS. 7:30-7:00
FRI. 7:30-8:00; SAT. 7:30-4:00



AGWAY Country Values