

Miniature Roses Fashioned From Bread

LOU ANN GOOD
Lancaster Farming Staff
LANCASTER (Lancaster Co.)

— Most people eat bread, but Carol Lee Shirk of Landisville makes roses from it. She uses the dainty roses to make jewelry and to decorate accessories for a Victorian accent.

Recently Carol Lee taught a class on making roses at the Lancaster County Extension office. She also taught the class to make Victorian angels, baskets, wreaths, and Christmas balls accented with the homemade roses.

Carol Lee's recipe for the homemade roses is simple:

- 2 slices of white bread
- 1 tablespoon tacky glue

"For best results, do not use Italian bread or dry bread," Carol Lee said.

Tear off the crusts. Break the bread into tiny pieces almost crumb size.

Mix together the glue and the bread crumbs. Add the desired shade of acrylic paint. Knead the mixture with your hands until the bread crumbs disappear and the mixture feels like putty.

Take a small pea size portion of the mixture and press paper thin into an oblong shape. Roll lengthwise and gently curl back the edges until it looks like the center of a rosebud. Press tiny round shapes for petals and press against the center of the rose bud. The petals should be placed slightly higher

than center part. Use three to four petals for a rosebud or more until you get the desired size.

The rosebud is then ready to attach to a jewelry pin or used as a Victorian accent to a variety of accessories. Make leaves by adding green paint to the mixture and form into leaf shapes and attach to bottom of rose.



The rosebuds made from bread and glue combined with dried materials make attractive bouquets.


To make a Victorian angel, you need a 4-inch square of netting for the head. A 4-inch square of eyelet material for the wings, and a 6-inch square of eyelet material for the skirt.

Crumble potpourri and place about a teaspoon in the center of the netting. Twist the netting around the potpourri to form a round shape for the head. Tie tightly with a piece of thread.

Pleat the eyelet material for the wings and the skirt in accordion style. Place head in the center of the skirt with head just touching the skirt material. Threads should lay in front of the skirt. Tie 12-inch length of 1/4-inch ribbon around neck to keep the head and skirt in place. Wait to trim thread and ribbon when angel is finished.

Place pleated wings in center top of skirt and fasten.

Glue petal from Money Plant on top of angel's head. Glue a tiny rosebud at neck or tie a ribbon bow around it.



During a Lancaster County Extension workshop, Carol Lee Shirk demonstrated how she uses the miniature rosebuds to decorate the handmade ornaments on her Christmas tree.

Cumberland Farm Women To Hold Convention

The 52nd annual convention of the Cumberland Society of Farm Women will be held on Saturday, November 14, at Rillo's in Mechanicsburg. Registration will begin



at 9 a.m. Entertainment will include the Musical Madcaps, a dairy princess demonstration, and a skit by one of the Farm Women societies.



~ ATTENTION ~ DAIRYMEN & LIVESTOCK PRODUCERS A GOOD THING JUST GOT BETTER! ★ NEW FOR 1992 - BOLT ON TEETH ★

FARMING FOR THE FUTURE with **Aer-Way**

→ A new AERWAY can be your ticket to INCREASED PROFITS ←
and help you comply to your conservation plan.



"This year we ran the Aer-Way over half the land where we had harvested corn silage. We then spread between 4,000-5,000 gallons of liquid manure per acre and disked the seed bed to prepare for small grains. We were absolutely amazed at the difference where we used the Aer-Way and one disked. My non-Aer-Wayed ground was disked 3 to 4 times and still wasn't as good. I would recommend the Aer-Way to other farmers as it softens the ground and lets rain and manure penetrate instead of running off."
W.W. Sandford III -
Kenwood Farm, Orange, Virginia

Helping Ranchers and Dairymen Make Better Hay and Pastures Throughout the Nation.
UNIVERSITY TESTS SHOW

- AerWay-Ing Pays
- Increases yield and quality
- Important part of intensive hay and pasture management
- Helps conserve valuable soil, fertilizer and water.
- Reduces compaction
- Improves manure management
- Reduces run-off
- Promotes extended stand life

"Earlier this spring, I used the Aer-Way Implement and Aer-Way chain harrow on my rolling pastureland. This was done to open up the ground to get water into the sloping grasslands. At the same time I pulled the Aer-Way chain harrow to scatter the cattle manure around. Even after the dry summer we had, I noticed that the Aer-Wayed ground held the moisture better and we got thicker and taller regrowth where we ran the machine."
Dr. Rex Wilhelm D.V.M., Stuart, Iowa



"I have better pastures since I started using the Aer-Way to aerate and renovate my pastures. Using the Aer-Way has helped me get the nutrients where they are needed. I would not recommend fertilizing or liming without running the Aer-Way first."
Sandy Fisher, Brookview Farm - Beef Cattle Operation
Manakin-Sabot, Virginia

FLEXIBLE CHAIN HARROW
One of the heaviest in the industry.
INTENSIVE GRAZING MAINTENANCE
PASTURE RENOVATION
SEED BED PREPARATION

- Yes, please send me free information about your:
- Flexible Chain Harrow
- Aer-Way Implement

AGRI-QUIP CORPORATION
3920 MARKET STREET, CAMP HILL, PA. 17011
1-800-228-8032

Strickler Metal Roofing

SPECIALIZING IN
STANDING SEAM ROOFING

ROLL FORMED GALVALUME, GALVANIZED
PANELS FOR CONTINUOUS UNIFORM SEAMS
and other materials available.

Work approx. 80 mile radius of Lebanon, PA




CONCEALED FASTENERS
WATER TIGHT DOUBLE LOCK APPLICATION

For Free Estimate Phone
Route #2, Box 350-A
Annville, PA 17003
717-865-3093

HORSEHIDE GENUINE HORSEHIDE

Barnyard Acid Resistant American Made

Made of tough, long wearing horsehide, these shoes stand manure, silage, oil and grease better than cowhide. Shoes feature a genuine Goodyear welt, nitro cork sole that will not track, steel shank, padded collar, cushion insole and arch support. Ideal for barn use. Sizes 7-13 including 1/2 sizes. 1st quality. Our experience shows that horsehide outlasts good cowhide by 50% or more for farm use.



STYLE	WIDTH	PRICE	SIZE	TOTAL
6 Inch	D, EE, EEE	\$66.95		
8 Inch	D, EE, EEE	\$68.95		
8" Steel Toe	EE Only	\$73.95		
8" Insulated,	snow grip sole	\$76.95		

We ship in 24 hours. We pay shipping NY Add 7% Tax
1-800-533-1675 Grand Total

W-R SUPPLY CO.
Lake Craine Rd.
Box 310
Earlville, N.Y. 13332
1-800-533-1675

CUSTOMER _____
ADDRESS _____
TOWN _____
STATE _____ ZIP _____

VISA — Phone orders shipped same day — Mastercard