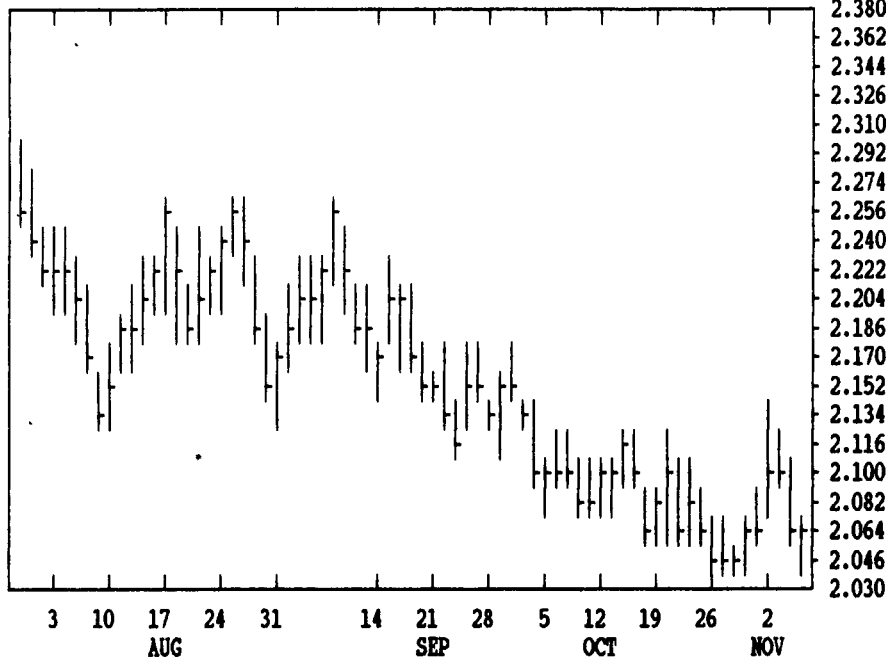


GRAIN, CATTLE AND HOG FUTURE MARKETS

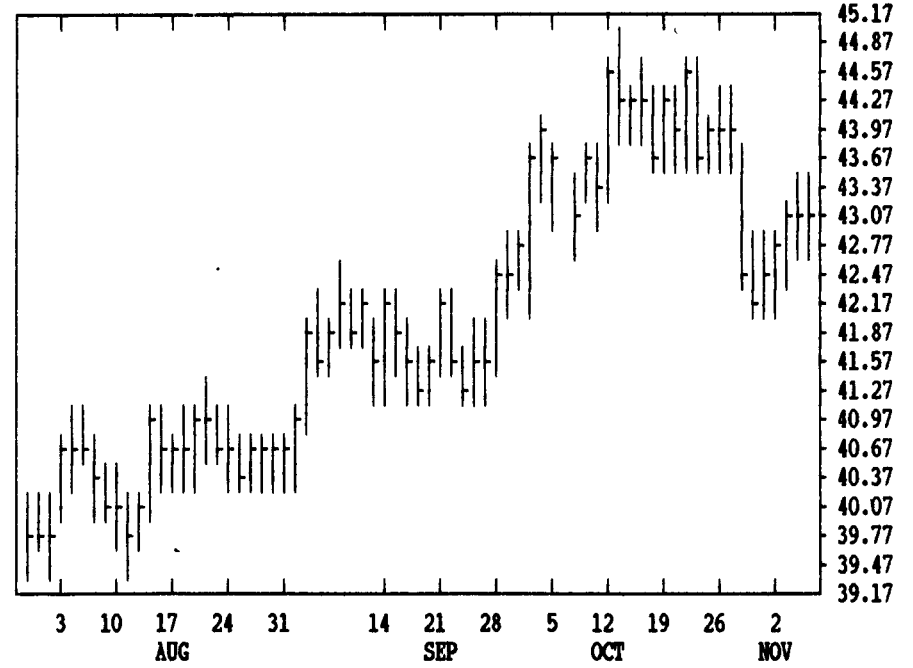
From DTN former satellite daily update. Service phone: (717) 731-1520

(Closing bids: Thursday, Nov. 5)

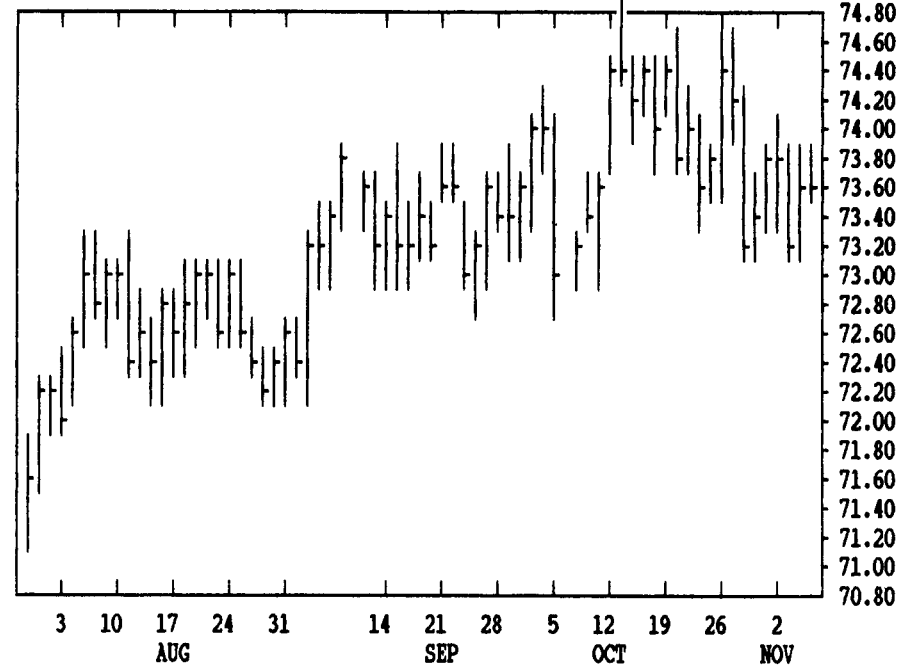
DTN GRAINS 16 DECEMBER CORN CONTRACT HIGH: 2.756 LOW: 2.046



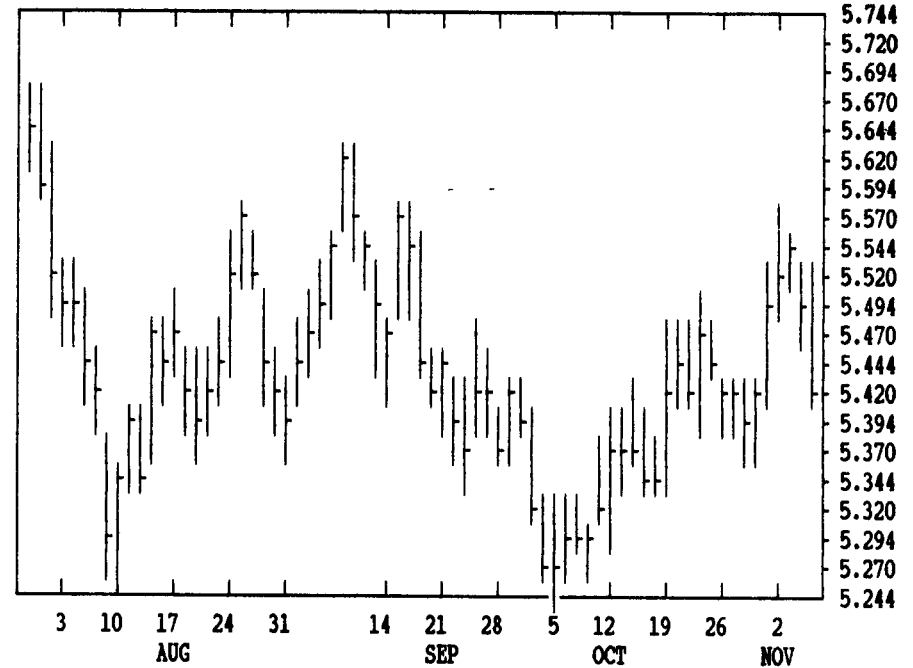
DTN LIVESTOCK 17 DECEMBER LIVE HOGS CONTRACT HIGH: 45.15 LOW: 39.47



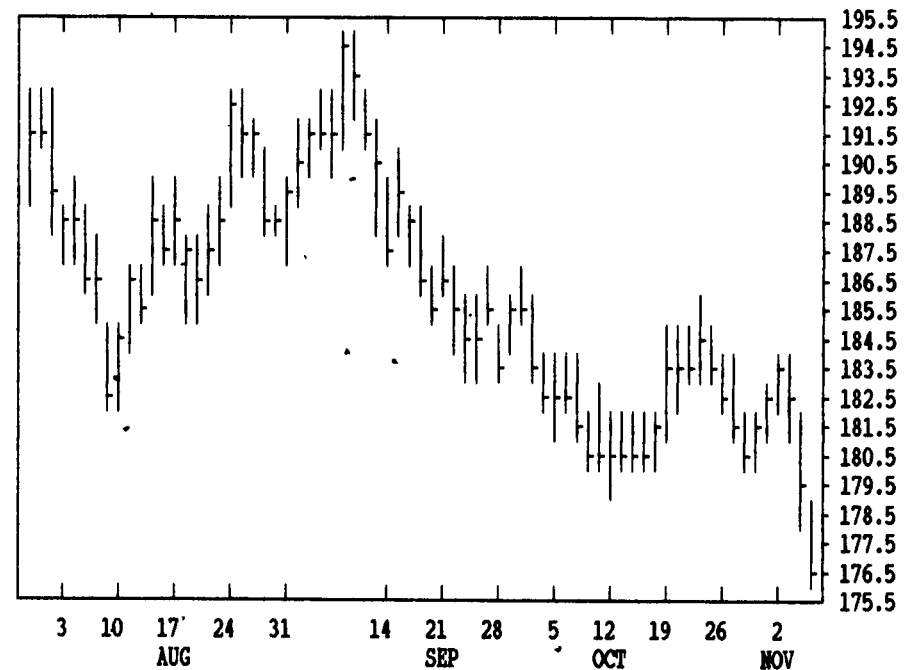
DTN LIVESTOCK 18 DEC LIVE CATTLE CONTRACT HIGH: 74.75 LOW: 67.10



DTN GRAINS 21 NOVEMBER SOYBEANS CONTRACT HIGH: 6.510 LOW: 5.244



DTN GRAINS 23 DECEMBER SOY MEAL CONTRACT HIGH: 209.0 LOW: 176.5



DTN FUTURES	12 11/05/92	TECHNICAL POINTS					RSI'S		SLOW STOCHASTIC				
		CONTRACT	CLOSE	4-DAY	9-DAY	18-DAY	45-DAY	9DAY	14DAY	30DAY	%K	%D	%K
WHEAT	DEC	355.75	358.56	353.06	353.22	346.75	56.0	56.3	54.9	58	74	80	70
WHEAT	MAR	352.75	355.69	350.42	350.81	347.47	54.8	54.8	53.3	56	71	73	62
KCWHT	DEC	342.00	345.69	340.89	341.37	337.91	52.2	53.1	52.3	59	76	73	60
KCWHT	MAR	342.00	345.50	341.53	342.51	339.92	50.1	51.3	51.0	55	74	68	55
MINWHT	DEC	331.00	336.00	333.94	335.93	333.93	41.8	45.3	48.2	31	58	54	49
CORN	DEC	206.50	209.12	207.39	208.25	212.73	41.9	41.9	40.7	38	57	47	34
CORN	MAR	216.00	219.00	217.39	217.60	221.68	41.3	41.8	40.8	37	57	48	38
CORN	MAY	223.50	226.31	224.64	224.37	228.07	43.6	43.8	42.0	42	63	56	45
OATS	DEC	133.25	134.56	134.08	134.90	135.65	42.1	45.3	47.4	35	52	46	49
BEANS	NOV	543.25	550.69	546.22	543.79	543.12	47.4	49.4	47.5	60	75	81	78
BEANS	JAN	544.50	552.69	550.17	548.82	549.12	41.8	45.1	45.2	50	69	78	76
BEANS	MAR	550.25	558.69	556.53	555.44	556.18	40.7	44.2	44.7	45	65	76	77
NEAL	DEC	176.90	180.68	181.41	182.07	184.85	25.2	29.9	36.2	19	44	30	36
BWOIL	DEC	19.41	19.57	19.29	19.22	19.05	56.4	55.8	51.7	78	85	87	79
CATTLE	DEC	73.73	73.67	73.75	73.93	73.67	49.3	50.1	52.5	47	43	41	43
CATTLE	FEB	71.65	71.55	71.48	71.61	71.80	52.4	50.6	51.3	61	59	38	31
FCTL	NOV	83.58	83.63	83.37	83.24	83.20	57.1	55.6	55.9	60	73	80	68
HOGS	DEC	43.25	43.07	43.05	43.60	42.91	49.7	50.8	53.0	68	48	27	23
HOGS	FEB	43.05	42.93	42.56	42.78	41.88	59.2	57.9	55.2	91	83	53	42
PKBL5	FEB	42.70	42.31	41.81	42.70	41.12	56.4	55.4	53.7	74	63	53	47

CORN				CHICAGO WHEAT				K.C. WHEAT						
DEC	MAR	MAY	JULY	SEP	DEC	MAR	MAY	JULY	SEP	DEC	MAR	MAY	JULY	SEP
2076	2172	2244	2290	2334	3560	3530	3382	3160	3204	3426	3400	3302	3170	3204
2060	2156	2230	2274	2320	3526	3500	3362	3140	3194	3400	3420	3294	3154	3200
2064*	2160*	2234*	2280*	2320*	3556*	3526*	3376*	3150*	3204*	3420*	3420*	3302*	3170*	3204*
-12	-16	-14	-20	-16	-2	-6	-14	-14	-12	-16	-12	-10	-12	-24
2382	2442	2434	2434*	2434*	3304	3300	3304*	3304*	3304*	3204	3200	3204*	3204*	3204*
2362	2434	2434*	2434*	2434*	3304*	3300	3304*	3304*	3304*	3204	3200	3204*	3204*	3204*
-20	-24	-24	-24	-24	-12	-12	-12	-12	-12	-12	-12	-12	-12	-12

SOYBEANS				SOYBEAN MEAL				SOYBEAN OIL								
NOV	JAN	MAR	MAY	JULY	DEC	JAN	MAR	MAY	JULY	SEP	DEC	JAN	MAR	MAY	JULY	SEP
5514	5530	5584	5640	5700	1344	1380	1390	1394	1394	1394	1968	1977	1999	2015	2035	2006
5420	5430	5494	5560	5620	1324	1364	1376	1386	1386	1386	1931	1941	1961	1981	2000	2006
5432*	5444*	5502*	5562*	5624*	1332*	1366*	1376*	1386*	1386*	1386*	1941*	1952*	1973*	1991*	2001*	2006*
-80	-84	-84	-84	-66	-2	-6	-4	-2	-2	-2	-32	-29	-27	-28	-33	-29
5770	5780	5780*	5780*	5780*	1855	1845	1845*	1845*	1845*	1845*	2020	2020	2020*	2020*	2020*	2020*
5706*	5780*	5780*	5780*	5780*	1845*	1845*	1845*	1845*	1845*	1845*	2020*	2020*	2020*	2020*	2020*	2020*
-60	-60	-60	-60	-60	-15	-15	-15	-15	-15	-15	-30	-29	-29	-29	-29	-29

LIVE CATTLE				FEEDER CATTLE				LIVE HOGS									
DEC	FEB	APR	JUN	AUG	DEC	JAN	MAR	APR	MAY	DEC	FEB	APR	MAY	JULY	AUG	OCT	DEC
7387	7172	7200	6910	6807	8360	8120	7945	7850	7755	4330	4312	4080	4435	4477	4352	4055	4255
7357	7145	7182	6892	6800	8340	8090	7925	7832	7740	4292	4282	4055	4370	4420	4330	4040	4250
7372*	7165*	7187*	6910*	6800*	8357*	8117*	7932*	7850*	7755*	4325*	4305*	4062*	4432*	4477*	4352*	4055*	4255*
0	10	0	7	0	2	20	5	12	12	10	0	5	2	5	5	0	0
6845	6845	6845*	6845*	6845*	7610	7610	7610	7610	7610	4255	4255	4255*	4255*	4255*	4255*	4255*	4255*
6845*	6845*	6845*	6845*	6845*	7610	7610	7610	7610	7610	4255*	4255*	4255*	4255*	4255*	4255*	4255*	4255*
-12	0	0	0	0	12	12	12	12	12	0	0	0	0	0	0	0	0

SWISS FRANC				EURODOLLAR				PORK BELLIES						
DEC	MAR	JUN	SEP	DEC	MAR	JUN	SEP	DEC	FEB	MAR	MAY	JULY	AUG	FEB
7124	7005	6970	6959	9639	9642	9597	9549	4310	4305	4435	4477	4367	4367*	4225
7012	6962	6925	6931*	9633	9636	9590	9543	4225	4227	4370	4420	4367*	4367*	4225
7017*	6967*	6931*	6931*	9638*	9640*	9594*	9548*	4270*	4262*	4432*	4477*	4367*	4367*	4270*
-57	-59	-56	-56	4	3	3	4	-10	-15	2	0	-27	-27	-10

BRITISH POUND				S&P 500 INDEX				GERMAN MARK						
DEC	MAR	JUN	SEP	DEC	JAN	JUN	SEP	DEC	MAR	JUN	SEP	DEC	MAR	JUN
15522	15250	15140	15264	41850	41895	41950	42000	6352	6232	6159	6099*	6273	6196	6140
15264	15160	15070	15264	41830*	41885*	41925*	41990*	6281*	6206*	6140*	6099*	6281*	6206*	6140*
15286*	15176*	15086*	15286*	41830*	41885*	41925*	41990*	6281*	6206*	6140*	6099*	6281*	6206*	6140*
-34	-32	-28	-34	-210	-220	-210	+210	-20	-18	-19	-19	-20	-18	-19

JAPANESE YEN			
DEC	MAR	JUN	SEP
8158	8158	8160	8160
8110	8112	8146	8146*
8137*	8139*	8146*	8146*
24	24	+24	+24