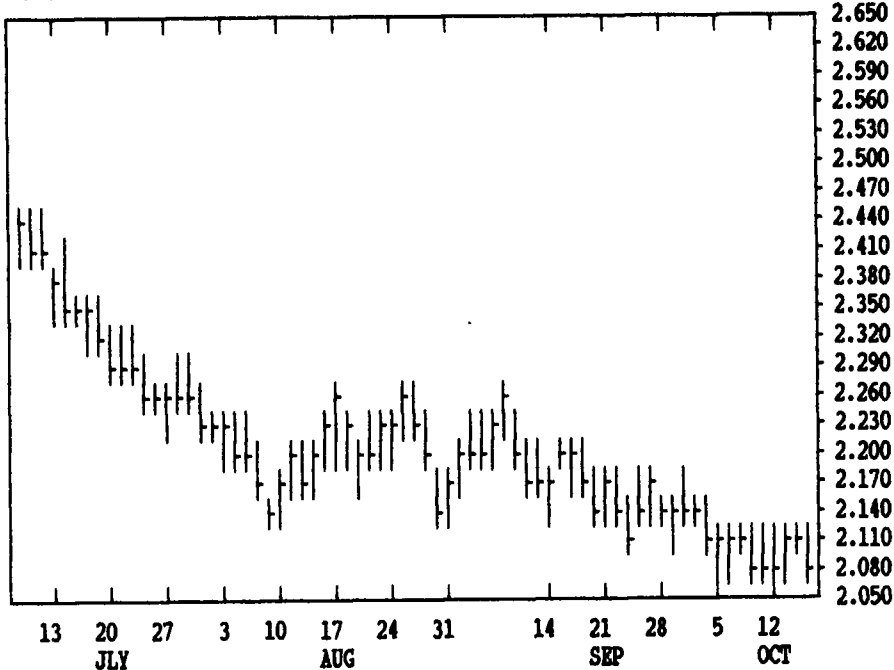


## GRAIN, CATTLE AND HOG FUTURES MARKETS

From DTN Livestock satellite daily updates. Service phone: (717) 661-7888.

(Closing bids: Thursday, Oct. 15)

**DTN GRAINS 16 DECEMBER CORN** CONTRACT HIGH: 2.756 LOW: 2.080

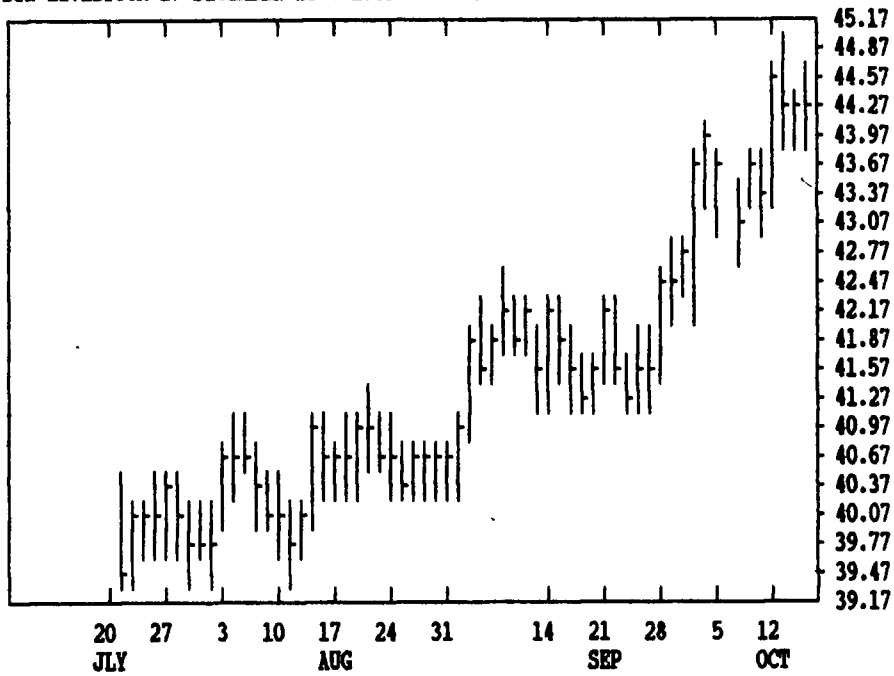


| PRICES ARE DECIMAL |          | MOVING AVERAGES |        |        |        | RSI'S  |      |       | 5 DAY |    | 20 DAY |    |    |
|--------------------|----------|-----------------|--------|--------|--------|--------|------|-------|-------|----|--------|----|----|
|                    | CONTRACT | CLOSE           | 4-DAY  | 9-DAY  | 18-DAY | 45-DAY | 9DAY | 14DAY | 30DAY | %K | %D     | %K | %D |
| WHEAT              | DEC      | 356.50          | 355.37 | 348.72 | 346.68 | 338.42 | 67.3 | 64.7  | 57.6  | 94 | 92     | 85 | 69 |
| WHEAT              | MAR      | 354.00          | 353.13 | 348.14 | 346.94 | 342.14 | 63.8 | 61.0  | 54.8  | 93 | 91     | 80 | 62 |
| KCWHT              | DEC      | 345.75          | 344.69 | 339.94 | 338.68 | 332.04 | 65.4 | 62.2  | 55.2  | 96 | 90     | 82 | 66 |
| KCWHT              | MAR      | 346.25          | 345.44 | 341.14 | 339.72 | 335.64 | 63.6 | 60.4  | 53.9  | 93 | 91     | 83 | 66 |
| MINWT              | DEC      | 340.50          | 339.87 | 335.28 | 334.65 | 328.68 | 61.5 | 59.4  | 54.0  | 90 | 87     | 73 | 55 |
| CORN               | DEC      | 210.00          | 210.50 | 210.11 | 212.18 | 217.36 | 40.3 | 39.7  | 40.1  | 63 | 54     | 16 | 10 |
| CORN               | MAR      | 218.00          | 218.56 | 218.56 | 220.83 | 225.99 | 38.1 | 38.1  | 39.3  | 55 | 44     | 13 | 9  |
| CORN               | MAY      | 224.25          | 224.62 | 224.64 | 226.96 | 232.07 | 38.8 | 38.7  | 38.9  | 58 | 44     | 14 | 8  |
| OATS               | DEC      | 135.00          | 135.87 | 134.19 | 135.25 | 133.27 | 49.6 | 50.1  | 49.3  | 75 | 80     | 46 | 35 |
| BEANS              | NOV      | 535.00          | 537.00 | 533.39 | 535.87 | 543.53 | 46.0 | 44.6  | 43.6  | 67 | 73     | 38 | 27 |
| BEANS              | JAN      | 542.50          | 543.25 | 539.25 | 542.21 | 550.38 | 48.7 | 45.8  | 43.7  | 76 | 77     | 33 | 21 |
| BEANS              | MAR      | 550.00          | 550.56 | 546.06 | 549.10 | 557.89 | 49.7 | 46.2  | 43.8  | 78 | 81     | 34 | 21 |
| NEAL               | OCT      | 178.30          | 178.30 | 179.74 | 182.09 | 186.95 | 24.4 | 28.5  | 35.7  | 40 | 30     | 12 | 9  |
| BNOIL              | OCT      | 18.80           | 18.82  | 18.47  | 18.55  | 18.66  | 56.8 | 53.5  | 49.1  | 85 | 93     | 53 | 35 |
| CATTLE             | OCT      | 76.43           | 76.30  | 75.89  | 75.70  | 75.11  | 66.5 | 63.6  | 61.2  | 81 | 83     | 85 | 70 |
| CATTLE             | DEC      | 74.38           | 74.37  | 73.81  | 73.68  | 73.28  | 64.3 | 62.0  | 59.7  | 76 | 81     | 81 | 66 |
| PCTL               | OCT      | 84.08           | 84.03  | 83.77  | 83.42  | 83.32  | 62.7 | 59.7  | 59.6  | 79 | 81     | 78 | 67 |
| HOGS               | OCT      | 43.23           | 43.45  | 43.17  | 42.47  | 41.30  | 61.1 | 62.4  | 60.6  | 65 | 69     | 86 | 87 |
| HOGS               | DEC      | 44.43           | 44.42  | 43.86  | 43.13  | 42.05  | 67.0 | 65.9  | 61.8  | 66 | 72     | 85 | 83 |
| PKBLS              | FEB      | 43.63           | 42.86  | 40.81  | 40.00  | 40.35  | 77.2 | 69.2  | 58.7  | 87 | 91     | 83 | 61 |

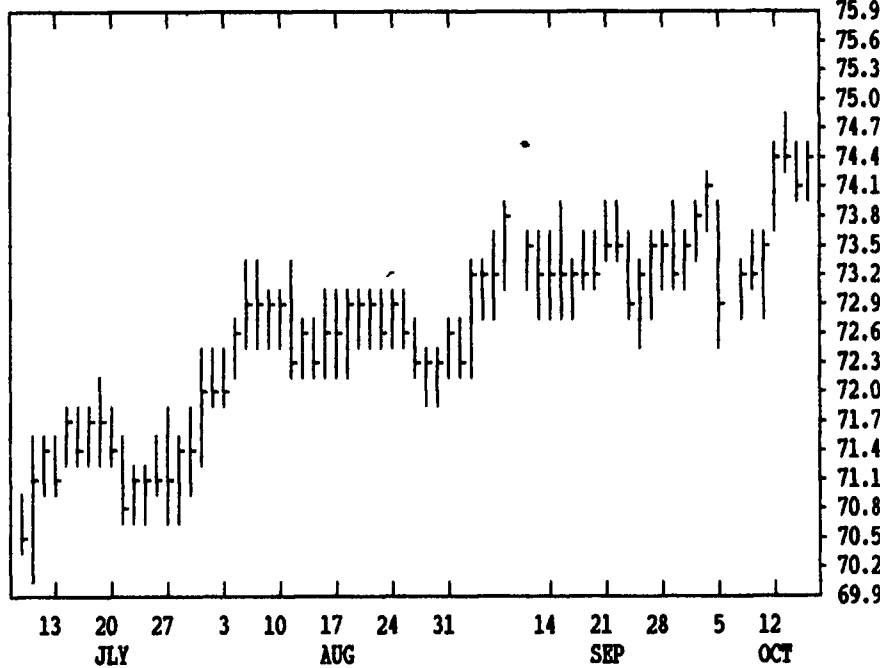
| CORN |      |      |       | CHICAGO WHEAT |      |      |      | K.C. WHEAT |     |      |      |      |       |     |
|------|------|------|-------|---------------|------|------|------|------------|-----|------|------|------|-------|-----|
|      | HIGH | LOW  | LAST  | CHG           |      | HIGH | LOW  | LAST       | CHG |      | HIGH | LOW  | LAST  | CHG |
| DEC  | 2124 | 2096 | 2100* | -20           | DEC  | 3586 | 3544 | 3564*      | -26 | DEC  | 3472 | 3450 | 3456* | -14 |
| MAR  | 2204 | 2176 | 2180* | -22           | MAR  | 3560 | 3530 | 3540*      | -26 | MAR  | 3482 | 3462 | 3462* | -20 |
| MAY  | 2264 | 2240 | 2242* | -20           | MAY  | 3434 | 3404 | 3416*      | -16 | MAY  | 3366 | 3356 | 3356* | -4  |
| JULY | 2312 | 2286 | 2290* | -20           | JULY | 3210 | 3184 | 3194*      | -14 | JULY | 3232 | 3210 | 3214* | -10 |
| SEP  | 2346 | 2320 | 2320* | -20           | SEP  | 3240 | 3240 | 3240*      | -24 | SEP  |      |      | 3254* | +10 |
| DEC  | 2372 | 2346 | 2350* | -22           | DEC  | 3364 | 3340 | 3340*      | -26 |      |      |      |       |     |
| MAR  |      |      | 2414* | -20           |      |      |      |            |     |      |      |      |       |     |
| MAY  |      |      |       |               |      |      |      |            |     |      |      |      |       |     |
| JULY |      |      |       |               |      |      |      |            |     |      |      |      |       |     |

| LIVE CATTLE |      |      |       | FEEDER CATTLE |     |      |      | LIVE HOGS |     |      |      |      |       |     |
|-------------|------|------|-------|---------------|-----|------|------|-----------|-----|------|------|------|-------|-----|
|             | HIGH | LOW  | LAST  | CHG           |     | HIGH | LOW  | LAST      | CHG |      | HIGH | LOW  | LAST  | CHG |
| OCT         | 7645 | 7615 | 7642* | +20           | OCT | 8410 | 8382 | 8407*     | +2  | OCT  | 4350 | 4305 | 4322* | -20 |
| DEC         | 7442 | 7415 | 7437* | +12           | NOV | 8315 | 8280 | 8302*     | -5  | DEC  | 4450 | 4405 | 4442* | +17 |
| FEB         | 7190 | 7142 | 7185* | +37           | JAN | 8172 | 8125 | 8165*     | +15 | FEB  | 4327 | 4287 | 4315* | +5  |
| APR         | 7285 | 7240 | 7277* | +32           | MAR | 8010 | 7975 | 8010*     | +15 | APR  | 4140 | 4085 | 4120* | +20 |
| JUN         | 6985 | 6950 | 6980* | +25           | APR | 7912 | 7870 | 7910*     | +12 | JUN  | 4610 | 4580 | 4607* | +12 |
| AUG         | 6860 | 6835 | 6860* | +30           | MAY | 7832 | 7800 | 7830*     | +5  | JULY | 4540 | 4515 | 4530* | +20 |
| OCT         | 6885 | 6865 | 6877* | +15           | AUG | 7770 | 7755 | 7755*     | 0   | AUG  | 4425 | 4392 | 4415* | 0   |
| DEC         |      |      |       |               | SEP | 7750 | 7735 | 7750*     | +10 | OCT  | 4125 | 4090 | 4120* | 0   |

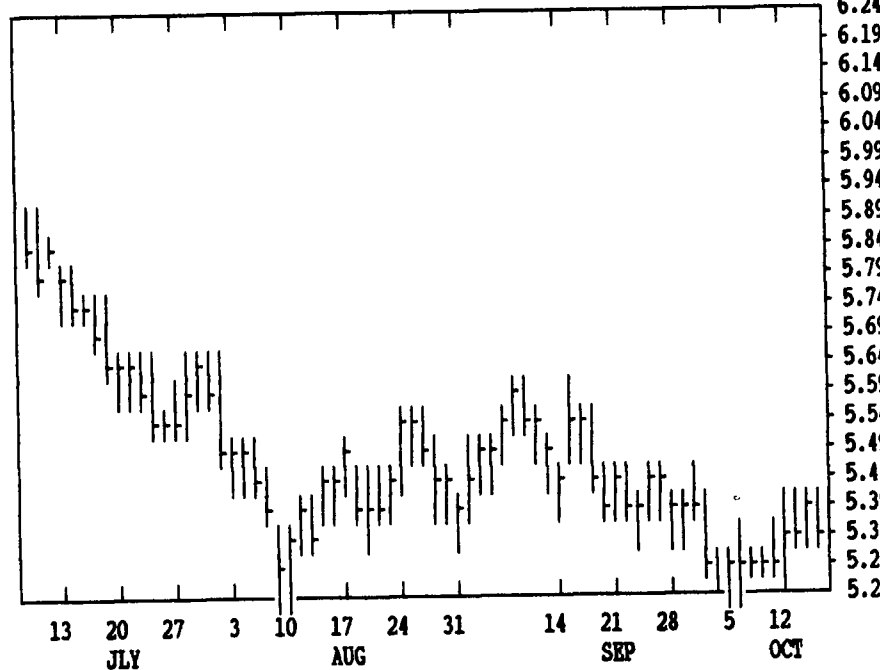
**DTN LIVESTOCK 17 DECEMBER LIVE HOGS** CONTRACT HIGH: 45.15 LOW: 39.47



**DTN LIVESTOCK 18 DEC LIVE CATTLE** CONTRACT HIGH: 74.75 LOW: 67.10



**DTN GRAINS 21 NOVEMBER SOYBEANS** CONTRACT HIGH: 6.510 LOW: 5.244



**DTN GRAINS 23 DECEMBER SOY NEAL** CONTRACT HIGH: 209.0 LOW: 180.0

