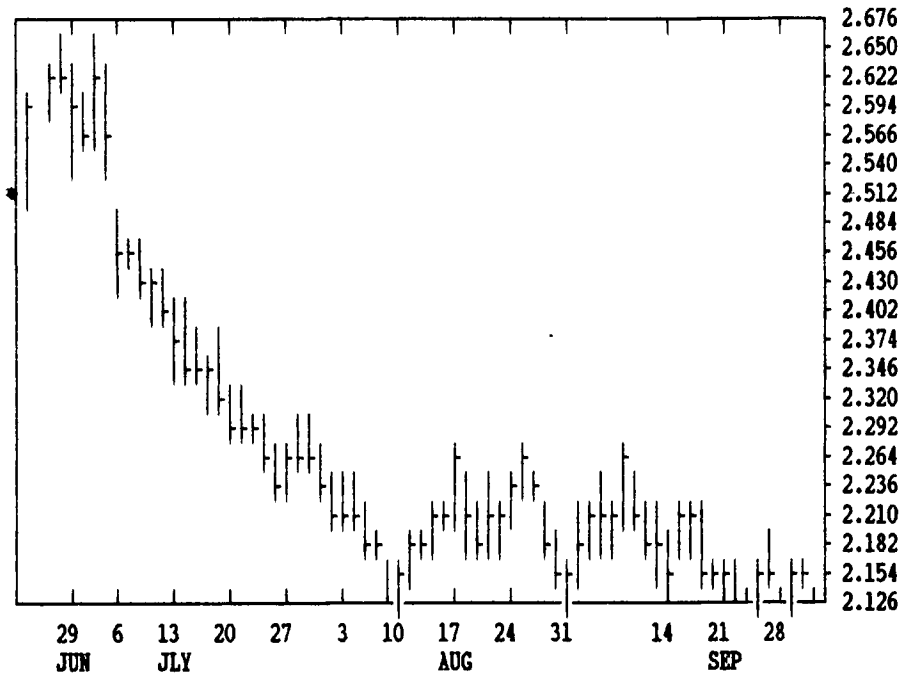


# GRAIN, CATTLE AND HOG FUTURES MARKETS

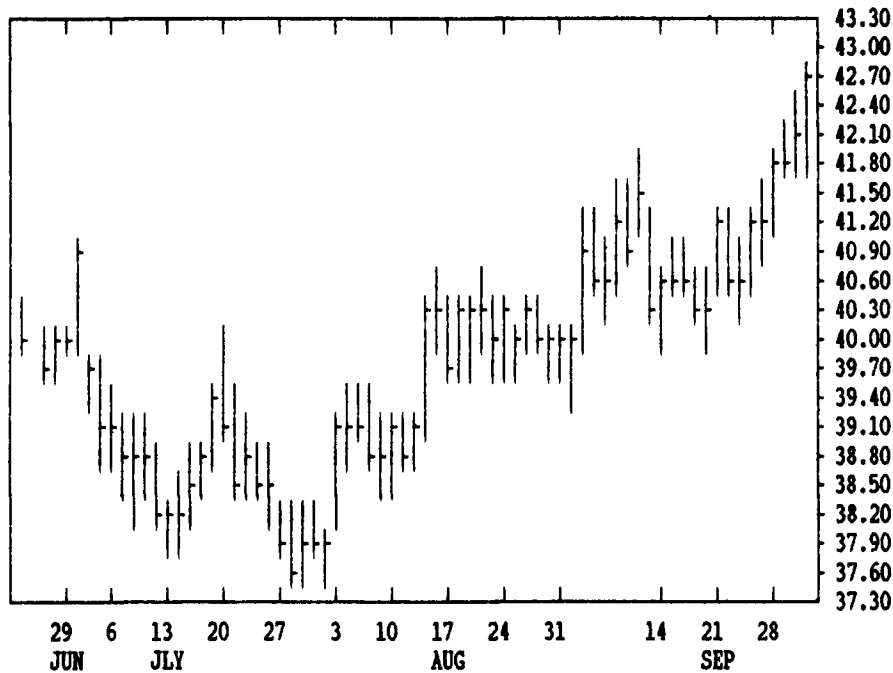
From DTN farmer satellite daily update. Service phone: (717) 661-7000.

(Closing bids: Thursday, Oct. 1)

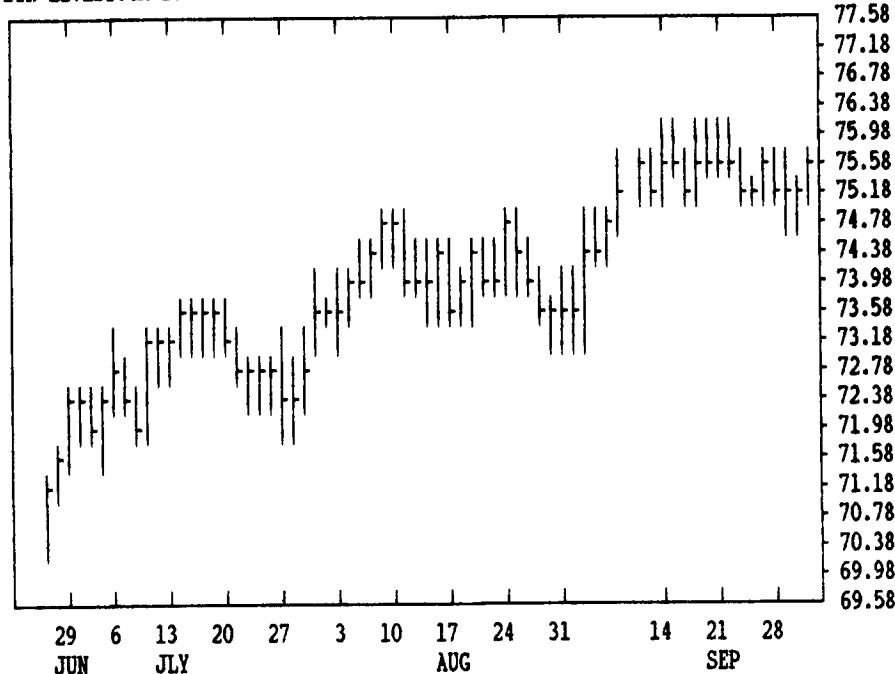
DTN GRAINS 16 DECEMBER CORN CONTRACT HIGH: 2.756 LOW: 2.126



DTN LIVESTOCK 17 OCTOBER HOGS CONTRACT HIGH: 42.85 LOW: 37.60



DTN LIVESTOCK 18 OCTOBER LIVE CATTLE CONTRACT HIGH: 76.15 LOW: 66.25



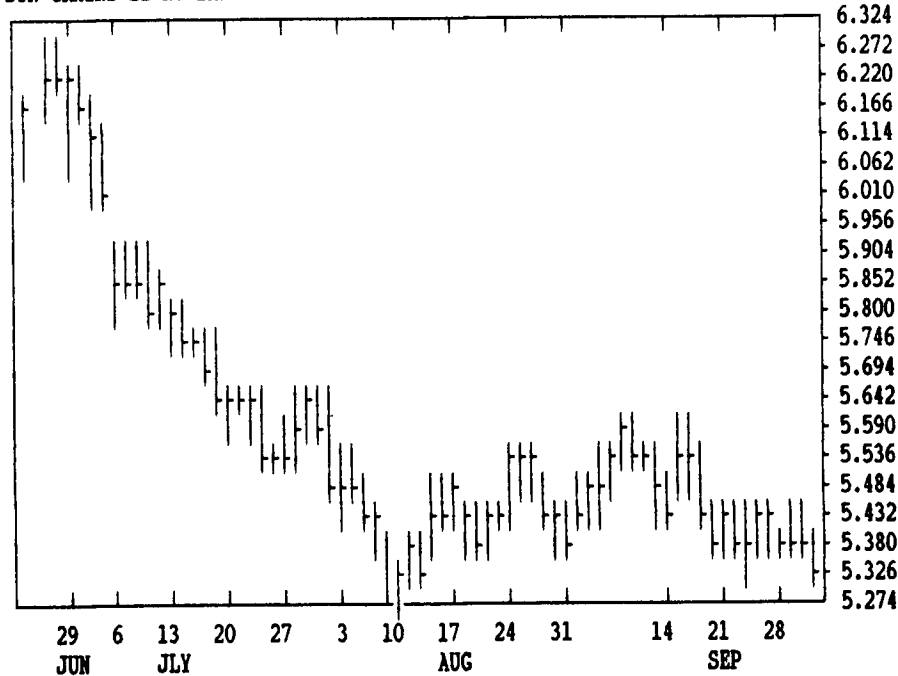
DTN FUTURES 12 10/01/92		TECHNICAL POINTS					SLOW STOCHASTIC					
PRICES ARE DECIMAL 16YS		MOVING AVERAGES					RSI'S					
CONTRACT	CLOSE	4-DAY	9-DAY	18-DAY	45-DAY	9DAY	14DAY	30DAY	%K	%D	%K	%D
WHEAT DEC	349.50	348.69	344.06	341.28	332.57	68.9	64.0	55.1	87	92	91	79
WHEAT MAR	350.00	349.06	345.69	344.85	337.66	64.5	60.1	53.3	88	92	73	60
KCWHT DEC	342.50	340.87	336.86	334.78	326.17	68.0	62.7	54.2	90	91	92	81
KCWHT MAR	343.25	341.37	338.03	337.57	330.73	64.2	59.6	52.6	87	88	69	55
MNWHT DEC	339.75	338.06	333.36	331.87	322.78	68.5	62.8	54.3	89	91	82	68
CORN DEC	213.75	214.50	214.81	217.28	219.53	39.6	40.4	40.4	40	42	15	14
CORN MAR	222.50	223.50	223.67	225.97	228.36	39.3	40.2	40.2	46	49	15	14
CORN MAY	228.75	229.56	229.86	232.14	234.29	39.5	40.5	40.1	46	45	13	12
OATS DEC	133.50	136.56	136.83	137.31	131.89	39.6	45.3	47.8	36	58	59	65
BEANS NOV	532.50	538.37	540.22	546.12	545.99	33.3	37.5	40.8	29	38	15	19
BEANS JAN	539.50	545.31	546.94	553.10	553.02	33.2	37.5	40.6	29	40	17	20
BEANS MAR	546.75	552.25	553.94	560.62	560.64	32.1	36.7	40.3	29	39	14	17
NEAL OCT	183.80	184.53	184.92	187.53	188.82	35.3	37.4	41.2	61	47	11	8
BNOIL OCT	18.37	18.62	18.70	18.86	18.70	36.0	40.6	42.8	13	24	32	39
CATTLE OCT	75.75	75.40	75.49	75.56	74.72	59.0	58.9	59.6	51	39	73	75
CATTLE DEC	73.97	73.63	73.51	73.47	73.00	65.3	62.5	60.4	81	73	81	73
FCTL OCT	83.40	83.11	83.04	83.40	83.19	54.4	54.1	57.9	80	61	41	37
HOGS OCT	42.78	42.26	41.56	41.19	40.35	76.8	70.7	62.8	92	90	91	78
HOGS DEC	43.68	42.86	42.20	42.04	41.25	77.4	71.3	62.6	91	86	87	73
PKBLS FEB	39.90	39.09	39.32	40.12	40.06	51.9	49.9	49.1	70	38	22	19

LIVE CATTLE				FEEDER CATTLE				LIVE HOGS			
	HIGH	LOW	LAST CHG		HIGH	LOW	LAST CHG		HIGH	LOW	LAST CHG
OCT	7587	7530	7575* +45	OCT	8350	8282	8340* +37	OCT	4285	4185	4277* +45
DEC	7400	7345	7400 +35	NOV	8345	8275	8330* +37	DEC	4375	4230	4367* +80
FEB	7215	7170	7205* +25	JAN	8192	8115	8187* +32	FEB	4260	4100	4235* +52
APR	7295	7250	7290* +25	MAR	8030	7975	8030* +17	APR	4047	3920	4035* +17
JUN	6990	6960	6990* +20	APR	7935	7875	7935* +27	JUN	4550	4445	4525* -22
AUG	6855	6815	6852* +25	MAY	7855	7805	7855* +17	JULY	4495	4450	4485* +5
OCT	6860	6835	6855* +12	AUG	7802	7780	7802* +2	AUG	4390	4345	4387* -62
DEC				SEP	7725	7790		OCT	4060	4030	4060* -20

SWISS FRANC				EURODOLLAR				PORK BELLIES			
	HIGH	LOW	LAST CHG		HIGH	LOW	LAST CHG		HIGH	LOW	LAST CHG
DEC	8072	7948	7986* -37	DEC	9701	9686	9699* +13	FEB	4000	3760	3990* +87
MAR	8000	7875	7916* -37	MAR	9697	9682	9695* +14	MAR	3970	3740	3957* +77
JUN	7930	7820	7853* -36	JUN	9667	9653	9665* +14	MAY	4120	3880	4105* +70
DEC	17460	17098	17136* -420	SEP	9629	9618	9627* +12	JULY	4120	3900	4120* +75
MAR	17150	16890	16922* -420	DEC	9569	9557	9568* +14	AUG	3975	3825	3940* +10
JUN	16950	16700	16732* -416	MAR	9536	9524	9536* +14	FEB			
DEC	8340	8279	8326* +4	DEC	41860	41550	41565* -270	DEC	7015	6919	6937* -53
MAR	8327	8312	8316* +2	MAR	41845	41550	41570* -270	MAR	6915	6835	6842* -54
JUN	8314	8303	8306* -1	JUN	41855	41570	41570* -280	JUN	6758	6758	-55
				SEP	41880	41550	41580* -290	SEP	6688	6688	-53

CORN				CHICAGO WHEAT				K.C. WHEAT			
	HIGH	LOW	LAST CHG		HIGH	LOW	LAST CHG		HIGH	LOW	LAST CHG
DEC	2144	2132	2136* -14	DEC	3540	3450	3494* -6	DEC	3446	3384	3424* 0
MAR	2234	2222	2224* -16	MAR	3524	3456	3500* +2	MAR	3446	3390	3432* +10
MAY	2292	2280	2286* -14	MAY	3414	3354	3404* +14	MAY	3360	3300	3344* -10
JULY	2334	2322	2330* -12	JULY	3204	3152	3202* +20	JULY	3204	3150	3204* +14
SEP	2350	2342	2344* -10	SEP	3260	3230	3260* +24	SEP	3244	3224	3244* +14
DEC	2376	2366	2374* -6	DEC	3360	3340	3360* +20				
MAR	2440	2434	2440* -10								
MAY				DEC	1354	1324	1334* -32	MAR	3446	3390	3424* +10
JULY				MAR	1372	1352	1362* -26	MAY	3410	3380	3396* +6
				MAY	1380	1364	1370* -26	JULY	3300	3300	3300* +10
				JULY	1382	1374	1374* -26	SEP			3260* 0
				OCT	1860	1837	1838* -21	OCT	1863	1835	1837* -31
				DEC	1858	1836	1838* -19	DEC	1888	1861	1861* -33
				JAN	1855	1838	1840* -15	JAN	1902	1878	1879* -32
				MAR	1856	1838	1839* -16	MAR	1929	1904	1905* -27
				MAY	1858	1841	1842* -13	MAY	1954	1930	1931* -26
				JULY	1866	1857	1858* -10	JULY	1978	1956	1956* -26
				AUG	1870	1864	1865* -9	AUG	1985	1967	1967* -23

DTN GRAINS 21 NOVEMBER SOYBEANS CONTRACT HIGH: 6.510 LOW: 5.274



DTN GRAINS 23 OCT SOY NEAL CONTRACT HIGH: 208.8 LOW: 182.3

