

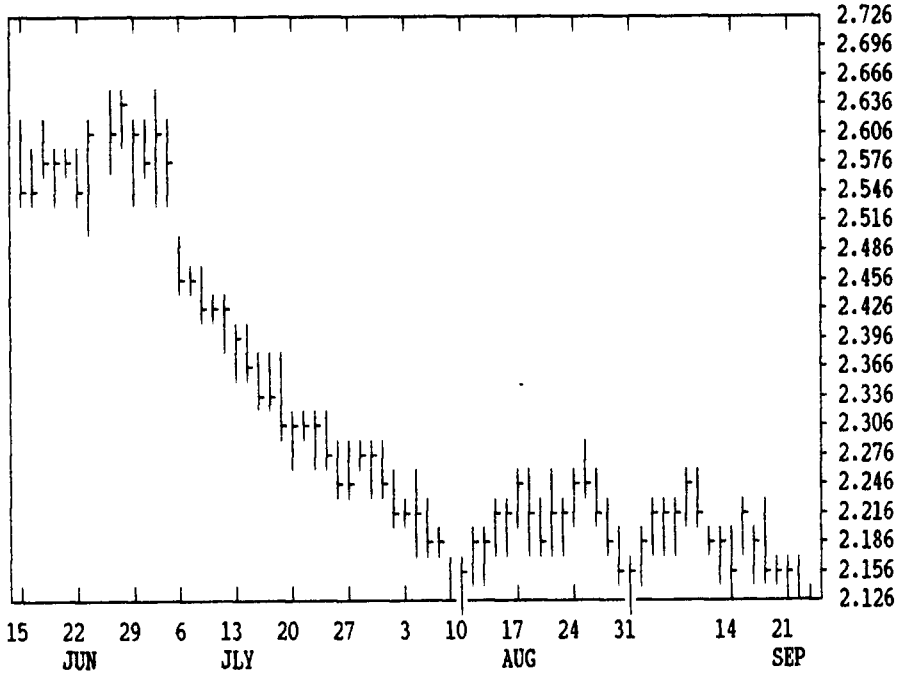
GRAIN, CATTLE AND HOG FUTURES MARKETS

From DTN farmer satellite daily update. Service phone: (717) 691-7000.

(Closing bids: Thursday, Sept. 24)

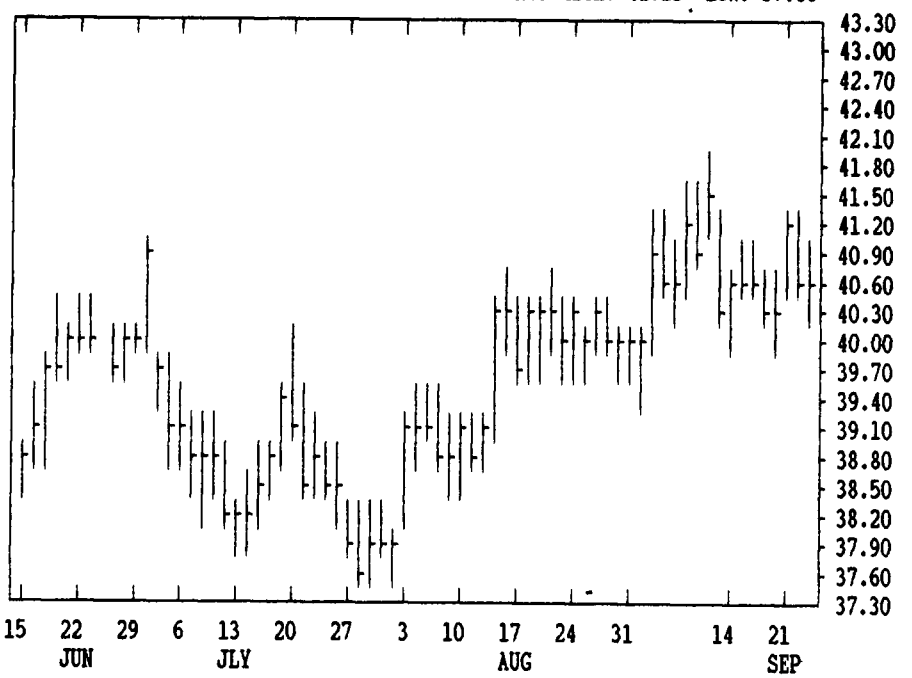
DTN GRAINS 16 DECEMBER CORN

CONTRACT HIGH: 2.756 LOW: 2.126



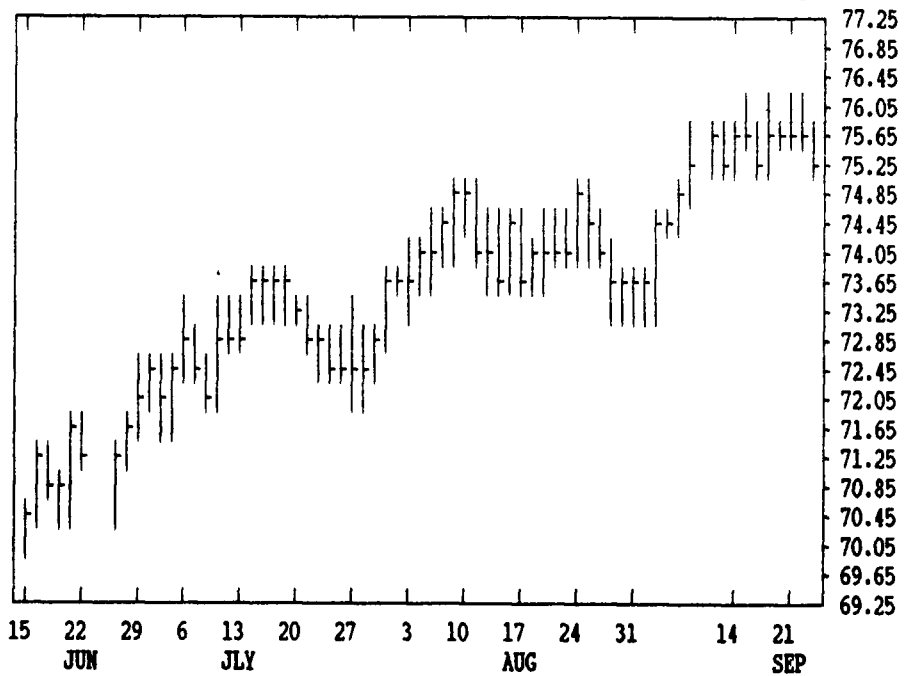
DTN LIVESTOCK 17 OCTOBER HOGS

CONTRACT HIGH: 42.25 LOW: 37.60



DTN LIVESTOCK 18 OCTOBER LIVE CATTLE

CONTRACT HIGH: 76.15 LOW: 66.25



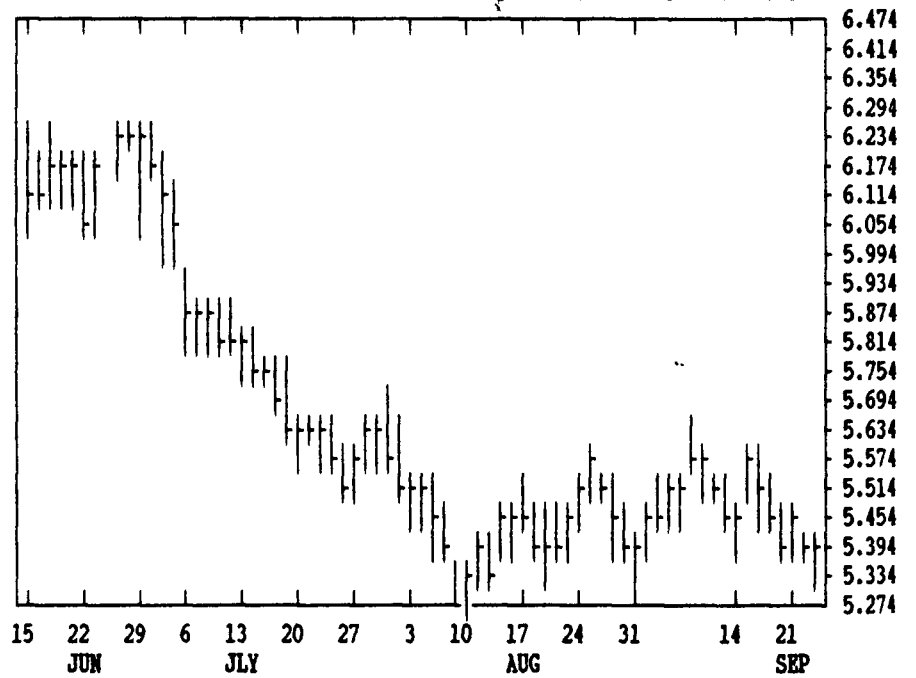
DTN FUTURES 12 09/23/92		TECHNICAL POINTS				SLOW STOCHASTIC						
PRICES ARE DECIMAL		MOVING AVERAGES				RSI'S						
CONTRACT	CLOSE	4-DAY	9-DAY	18-DAY	45-DAY	9DAY	14DAY	30DAY	%K	%D	%K	%D
WHEAT DEC	336.50	339.44	337.67	338.36	332.37	48.0	50.0	47.9	50	69	66	68
WHEAT MAR	338.75	343.00	342.50	343.67	337.84	41.5	45.9	46.7	40	61	56	63
KCWHT DEC	328.75	332.50	331.94	332.06	325.92	44.5	47.6	46.6	33	52	69	74
KCWHT MAR	331.75	335.37	335.64	336.78	330.95	41.8	45.7	45.9	26	46	54	63
NWHT DEC	325.50	329.56	328.78	330.19	322.50	43.1	47.1	46.6	36	55	62	66
CORN DEC	213.00	214.94	217.19	218.83	221.19	31.6	35.8	38.2	9	12	14	29
CORN MAR	222.00	223.75	225.86	227.47	230.05	32.2	36.1	38.1	9	13	15	30
CORN MAY	228.25	230.12	232.14	233.62	235.77	32.2	36.3	38.2	6	10	14	30
OATS DEC	135.75	137.12	138.56	135.90	132.01	49.0	52.4	50.0	18	34	75	87
BEANS NOV	538.50	540.94	546.33	548.56	548.69	37.0	40.3	41.7	14	12	19	39
BEANS JAN	544.75	547.56	553.36	555.57	555.81	36.0	39.7	41.2	12	11	18	40
BEANS MAR	551.75	554.87	561.06	563.36	563.60	34.6	38.8	41.0	8	8	19	41
MEAL OCT	184.60	185.82	187.46	189.69	189.62	29.8	35.2	40.6	13	10	4	12
BNOIL OCT	18.61	18.66	18.91	18.78	18.76	43.1	45.0	44.2	12	15	38	57
CATTLE OCT	75.18	75.66	75.64	75.13	74.36	48.0	53.5	57.5	36	55	84	86
CATTLE DEC	73.03	73.39	73.33	73.24	72.70	44.7	49.8	54.7	50	55	71	68
FCTL OCT	82.60	83.24	83.47	83.37	82.84	35.5	44.1	54.6	5	16	54	64
HOGS OCT	40.70	40.79	40.67	40.71	39.86	51.2	53.1	53.5	68	63	53	50
HOGS DEC	41.45	41.66	41.70	41.65	40.93	47.7	50.6	51.2	49	48	58	61
PKBLS FEB	38.83	39.95	40.43	40.59	40.00	34.5	40.8	45.8	23	31	46	59

CORN				CHICAGO WHEAT				K.C. WHEAT						
DEC	HIGH	LOW	LAST	CHG	DEC	HIGH	LOW	LAST	CHG	DEC	HIGH	LOW	LAST	CHG
DEC	2144	2126	2130*	-14	DEC	3380	3342	3364*	+2	DEC	3304	3266	3286*	-16
MAR	2234	2216	2220*	-12	MAR	3404	3372	3386*	-14	MAR	3332	3296	3316*	-14
MAY	2294	2282	2282*	-14	MAY	3350	3322	3332*	-16	MAY	3294	3254	3280*	-20
JLY	2342	2326	2330*	-12	JLY	3144	3120	3122*	-24	JLY	3160	3134	3144*	-16
SEP	2346	2342	2342*	-10	SEP	3184	3170	3184*	-20	SEP			3174*	-74
DEC	2384	2372	2374*	-16	DEC	3290	3284	3290*	-20	MINN WHEAT				
MAR			2442*	-16	OATS				DEC	3282	3250	3254*	-32	
MAY					DEC	1364	1340	1356*	0	MAR	3354	3322	3332*	-22
JLY					MAR	1370	1352	1362*	0	MAY	3382	3354	3364*	-24
					MAY	1370	1354	1366*	0	JLY			3260*	-20
					JLY	1380	1370	1372*	0	SEP	3230	3230	3230*	-30
					SOYBEAN MEAL				SOYBEAN OIL					
					OCT	1854	1839	1846*	-9	OCT	1883	1852	1861*	0
					DEC	1855	1839	1846*	-10	DEC	1914	1879	1888*	+1
					JAN	1858	1841	1847*	-11	JAN	1925	1896	1904*	-1
					MAR	1858	1845	1849*	-9	MAR	1949	1921	1929*	0
					MAY	1858	1850	1851*	-7	MAY	1972	1949	1955*	-1
					JLY	1873	1865	1870*	+1	JLY	1995	1975	1979*	-1
					AUG	1880	1872	1875*	0	AUG	2005	1989	1991*	-1
					SEP	1880	1880	1880*	0	SEP	2010	2000	2004*	+2

LIVE CATTLE				FEEDER CATTLE				LIVE HOGS						
OCT	HIGH	LOW	LAST	CHG	SEP	HIGH	LOW	LAST	CHG	OCT	HIGH	LOW	LAST	CHG
OCT	7562	7515	7517*	-60	SEP	8467	8440	8440*	-25	OCT	4097	4045	4070*	-7
DEC	7350	7300	7302*	-62	OCT	8335	8255	8260*	-62	DEC	4172	4125	4145*	-10
FEB	7192	7150	7152*	-35	NOV	8310	8225	8232*	-67	FEB	4050	4007	4035*	-10
APR	7305	7270	7275*	-37	JAN	8205	8135	8137*	-67	APR	3880	3850	3870*	0
JUN	6995	6975	6977*	-25	MAR	8045	8000	8015*	-50	JUN	4425	4402	4420*	+12
AUG	6875	6850	6850*	-25	APR	7955	7920	7920*	-45	JLY	4420	4402	4415*	+10
OCT	6885	6850	6850*	-30	MAY	7875	7830	7835*	-55	AUG	4305	4287	4292*	-7
DEC					AUG			7875*		OCT	4025	4010	4025*	-15
					EURODOLLAR				PORK BELLIES					
					DEC	9676	9670	9672*	-5	FEB	3915	3850	3882*	-50
					MAR	9668	9661	9665*	-3	MAR	3900	3850	3882*	-55
					JUN	9636	9628	9632*	-4	MAY	4025	3990	4025*	-75
					SEP	9597	9589	9593*	-4	JLY	4060	4025	4060*	-50
					DEC	9538	9532	9533*	-6	AUG	3945	3922	3922*	-37
					MAR	9507	9500	9503*	-5	FEB				
					S&P 500 INDEX				GERMAN MARK					
					DEC	41850	41570	41765*	+5	DEC	6620	6517	6603*	-18
					MAR	41845	41600	41785*	+10	MAR	6530	6438	6521*	-17
					JUN	41860	41625	41810*	+10	JUN	6465	6429	6448*	-17
					SEP	41880	41645	41835*	+15	SEP	6419		6384*	-16

DTN GRAINS 21 NOVEMBER SOYBEANS

CONTRACT HIGH: 6.510 LOW: 5.274



DTN GRAINS 23 OCT SOY MEAL

CONTRACT HIGH: 208.8 LOW: 182.3

