

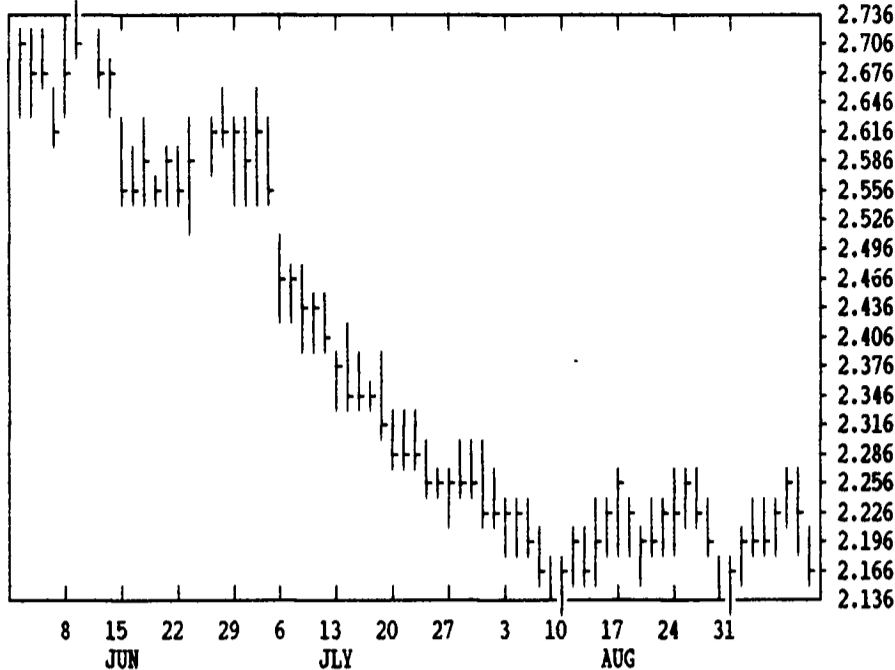
# GRAIN, CATTLE AND HOG FUTURES MARKETS

From DTN farmer satellite daily update. Service phone: (717) 681-7000.

(Closing bids: Thursday, Sept. 10)

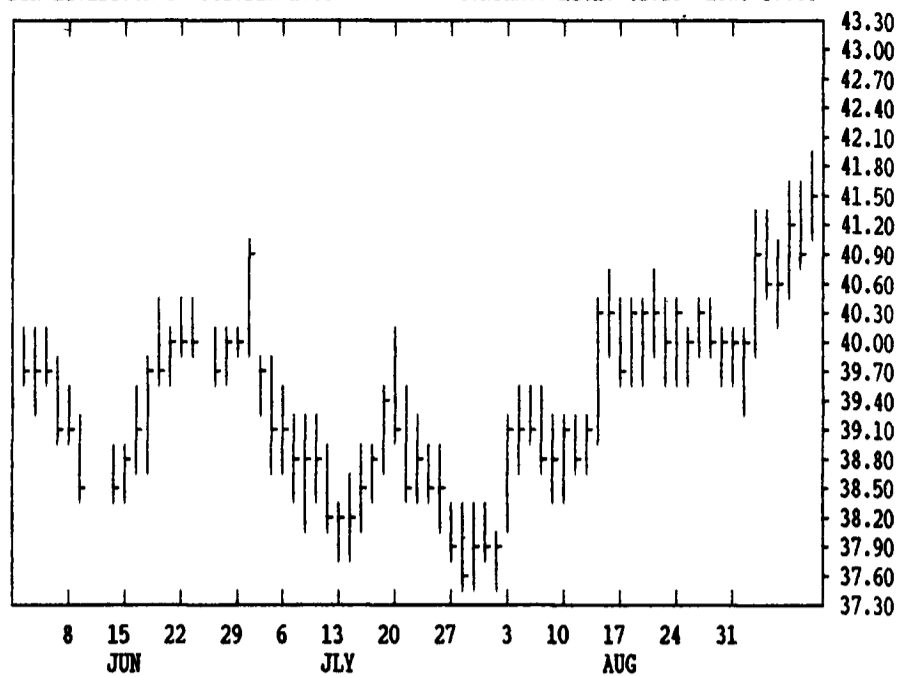
DTN GRAINS 17 DECEMBER CORN

CONTRACT HIGH: 2.756 LOW: 2.136



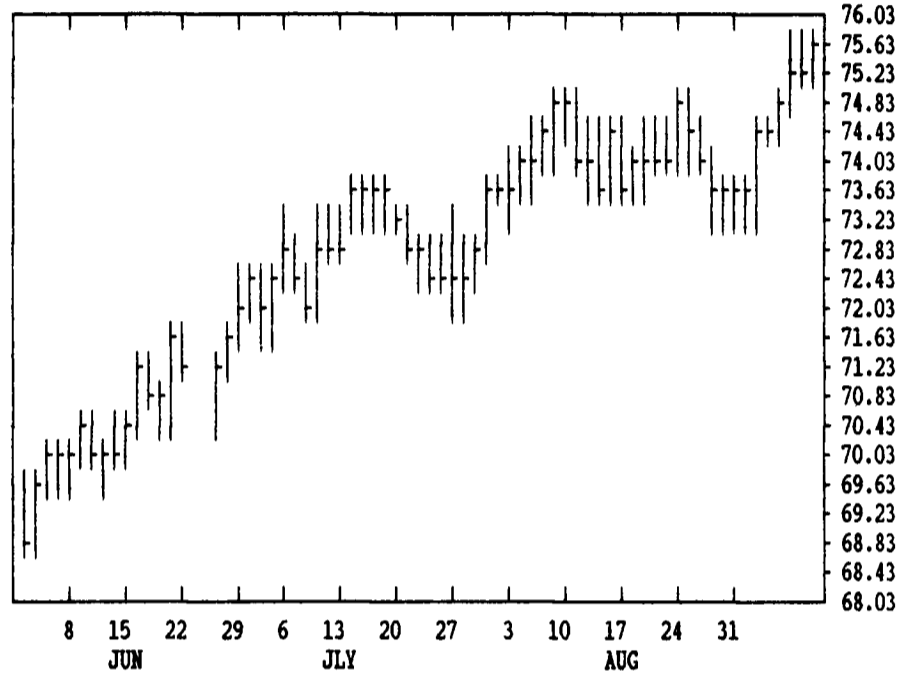
DTN LIVESTOCK 17 OCTOBER HOGS

CONTRACT HIGH: 42.25 LOW: 37.60



DTN LIVESTOCK 18 OCTOBER LIVE CATTLE

CONTRACT HIGH: 75.70 LOW: 66.25



DTN FUTURES 12 09/10/92

TECHNICAL POINTS

SLOW STOCHASTIC

CONTRACT	CLOSE	4-DAY	9-DAY	18-DAY	45-DAY	9DAY	14DAY	30DAY	%K	%D	%K	%D
WHEAT SEP	327.00	329.00	326.89	320.57	324.18	57.1	54.7	47.9	40	53	77	81
WHEAT DEC	339.00	341.31	339.06	332.74	334.96	57.7	55.5	48.7	43	59	82	85
KCWHT SEP	325.00	327.19	324.17	318.69	319.44	57.7	55.5	48.5	47	62	85	84
KCWHT DEC	332.25	334.25	332.17	327.54	328.76	55.4	53.8	47.6	42	60	85	85
MNWHT SEP	336.00	336.81	331.08	322.58	320.10	66.4	62.6	53.6	66	78	92	89
CORN SEP	223.75	226.62	223.53	222.92	223.57	50.6	49.7	44.9	63	79	82	76
CORN DEC	218.75	222.25	220.47	221.68	224.97	42.5	42.6	40.6	47	70	63	56
CORN MAR	227.00	230.69	229.08	230.26	233.56	41.7	42.0	40.5	47	70	62	57
OATS SEP	138.00	138.31	136.14	130.49	128.63	71.3	65.6	55.2	58	72	91	94
BEANS SEP	562.25	563.25	557.83	555.64	556.67	59.2	54.9	47.9	82	87	87	77
BEANS NOV	554.50	557.06	550.78	549.01	554.17	55.1	51.6	45.8	76	86	84	76
BEANS JAN	561.50	563.94	557.78	556.14	561.47	55.1	51.5	45.6	75	86	84	76
NEAL OCT	192.50	193.58	192.56	191.38	191.02	53.7	53.3	49.9	61	75	87	89
BNOIL SEP	18.86	18.90	18.54	18.55	18.77	58.7	54.1	46.8	73	81	74	49
CATTLE OCT	75.67	75.36	74.62	74.40	73.89	73.3	68.1	63.5	95	95	93	71
CATTLE DEC	73.57	73.63	73.14	72.92	72.33	64.8	63.4	61.2	85	91	90	79
FCTL SEP	84.35	84.23	84.12	84.07	83.00	58.4	60.5	64.8	74	76	64	54
HOGS OCT	41.57	41.18	40.74	40.49	39.47	70.6	66.7	59.7	78	76	84	82
HOGS DEC	42.15	42.15	41.61	41.20	40.53	67.1	64.0	56.3	79	84	88	87
PKBLS FEB	41.60	41.24	40.76	40.57	39.46	60.4	57.2	52.6	63	68	80	74

LIVE CATTLE				FEEDER CATTLE				LIVE HOGS						
MONTH	HIGH	LOW	LAST	CHG	MONTH	HIGH	LOW	LAST	CHG	MONTH	HIGH	LOW	LAST	CHG
OCT	7570	7540	7567	+25	SEP	8437	8410	8435*	+25	OCT	4180	4130	4157*	+47
DEC	7372	7342	7357*	-10	OCT	8400	8355	8397*	+27	DEC	4235	4195	4217*	+12
FEB	7257	7242	7252*	+2	NOV	8380	8347	8380*	+25	FEB	4095	4055	4095*	+15
APR	7350	7330	7337*	0	JAN	8237	8200	8237*	+40	APR	3915	3890	3905*	+10
JUN	7037	7025	7032*	+2	MAR	8085	8050	8085*	+25	JUN	4470	4435	4442*	-10
AUG	6900	6880	6890*	+5	APR	7987	7965	7987*	+2	JULY	4465	4440	4442*	-7
OCT	6912	6912	6912*	0	MAY	7910	7890	7910*	+10	AUG	4360	4330	4340*	-7
DEC					AUG					OCT	4065	4050	4050*	+2

SWISS FRANC				EURODOLLAR				PORK BELLIES						
MONTH	HIGH	LOW	LAST	CHG	MONTH	HIGH	LOW	LAST	CHG	MONTH	HIGH	LOW	LAST	CHG
SEP	8044	7912	7914*	-61	SEP	9683	9681	9683*	+1	FEB	4165	4087	4160*	+80
DEC	7955	7815	7827*	-61	DEC	9676	9670	9675*	+1	MAR	4145	4070	4140*	+80
MAR	7850	7735	7743*	-59	MAR	9674	9668	9673*	+2	MAY	4280	4205	4280*	+85
SEP	19830	19604	19640*	-66	JUN	9647	9641	9646*	+2	JULY	4305	4272	4305*	+85
DEC	19476	19250	19292*	-62	SEP	9613	9605	9612*	+2	AUG	4255	4210	4255*	+35
MAR	19130	18946	18946*	-56	DEC	9555	9546	9554*	+2	FEB				

JAPANESE YEN				S&P 500 INDEX				GERMAN MARK						
MONTH	HIGH	LOW	LAST	CHG	MONTH	HIGH	LOW	LAST	CHG	MONTH	HIGH	LOW	LAST	CHG
SEP	8139	8102	8106*	-14	SEP	42140	41630	41970*	+305	SEP	7115	7020	7041*	-31
DEC	8126	8081	8092*	-12	DEC	42150	41650	41980*	+300	DEC	7002	6905	6927*	-32
MAR	8110	8087	8087*	-12	MAR	42130	41700	42005*	+300	MAR	6872	6815	6820*	-33
					JUN	42170	41720	42045*	+315	JUN	6760	6725	6725*	-33

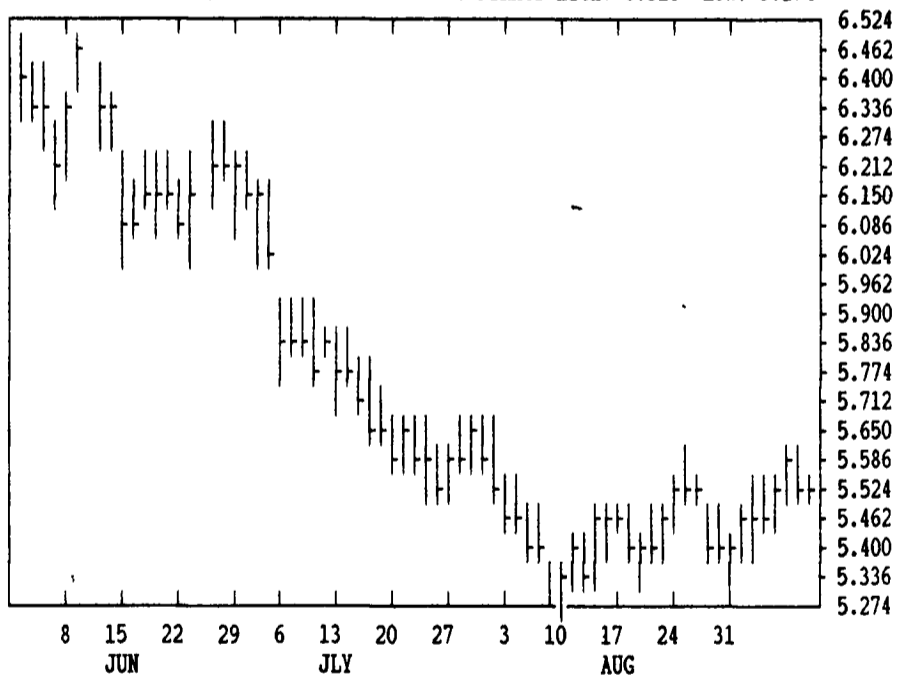
CORN				CHICAGO WHEAT				K.C. WHEAT						
MONTH	HIGH	LOW	LAST	CHG	MONTH	HIGH	LOW	LAST	CHG	MONTH	HIGH	LOW	LAST	CHG
SEP	2260	2234	2236*	-32	SEP	3270	3236	3270*	-22	SEP	3280	3240	3250*	-36
DEC	2204	2184	2186*	-32	DEC	3400	3364	3390*	-30	DEC	3330	3306	3322*	-30
MAR	2286	2266	2270*	-34	MAR	3470	3424	3464*	-4	MAR	3380	3356	3370*	-32
MAY	2346	2330	2332*	-30	MAY	3410	3370	3406*	-2	MAY	3340	3320	3324*	-34
JULY	2396	2372	2374*	-30	JULY	3214	3184	3206*	+4	JULY	3220	3200	3220*	+4
SEP	2386	2376	2376*	-24	SEP	3254	3254	3254*	+10					
DEC	2424	2410	2412*	-20										
MAR					SEP	1384	1356	1380*	-6	DEC	3330	3304	3312*	-30
MAY					DEC	1342	1322	1340*	-2	MAR	3414	3390	3396*	-30
					MAR	1360	1342	1354*	-6	MAY	3440	3424	3426*	-30
					MAY	1362	1356	1362*	-12	JULY			3320*	0

SOYBEANS				SOYBEAN MEAL				SOYBEAN OIL						
MONTH	HIGH	LOW	LAST	CHG	MONTH	HIGH	LOW	LAST	CHG	MONTH	HIGH	LOW	LAST	CHG
SEP	5644	5604	5622*	-20	SEP	1765	1750	1757*	-11	SEP	1887	1873	1886*	+7
NOV	5554	5526	5544*	-24	OCT	1934	1921	1925*	-14	OCT	1892	1879	1891*	+5
JAN	5622	5594	5614*	-24	DEC	1932	1917	1922*	-15	DEC	1925	1907	1922*	+6
MAR	5704	5680	5702*	-20	JAN	1924	1911	1916*	-12	JAN	1937	1927	1935*	+3
MAY	5770	5744	5770*	-6	MAR	1918	1906	1909*	-11	MAR	1965	1952	1964*	+1
JULY	5840	5816	5834*	-14	MAY	1915	1903	1907*	-13	MAY	1992	1980	1992*	+2
AUG	5840	5824	5840*	-6	JULY	1928	1918	1920*	-17	JULY	2014	2006	2014*	-2
SEP	5854	5774	5774*	-10	AUG	1935	1925	1928*	-7	AUG	2045	2010	2023*	-4
NOV	5824	5804	5814*	-24										
JAN														

DTN GRAINS 22 NOVEMBER SOYBEANS

CONTRACT HIGH: 6.510 LOW: 5.274



DTN GRAINS 23 OCT SOY MEAL

CONTRACT HIGH: 208.8 LOW: 182.3

