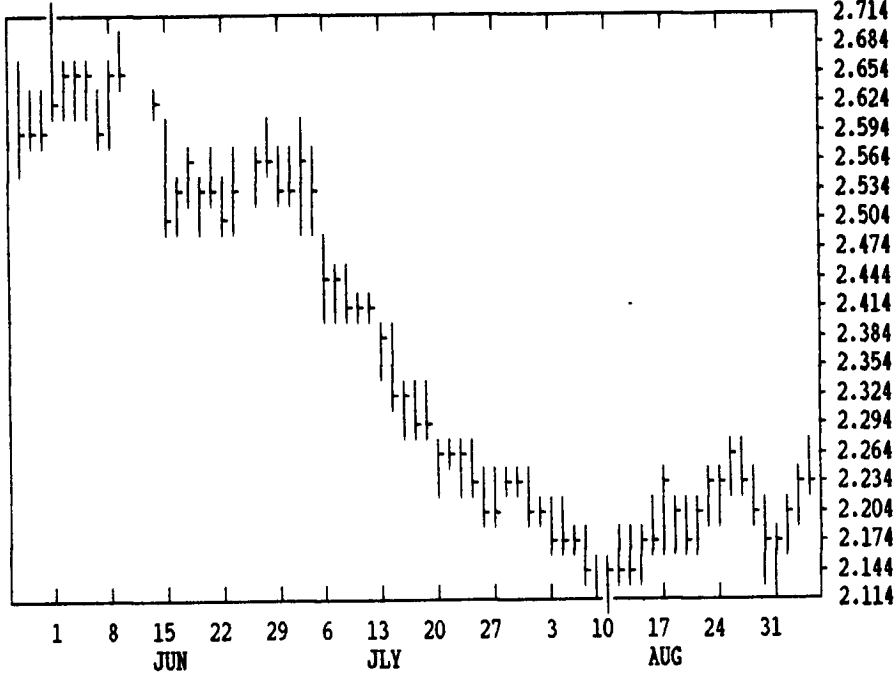


# GRAIN, CATTLE AND HOG FUTURES MARKETS

From DTN farmer satellite daily update. Service phone: (717) 731-1520

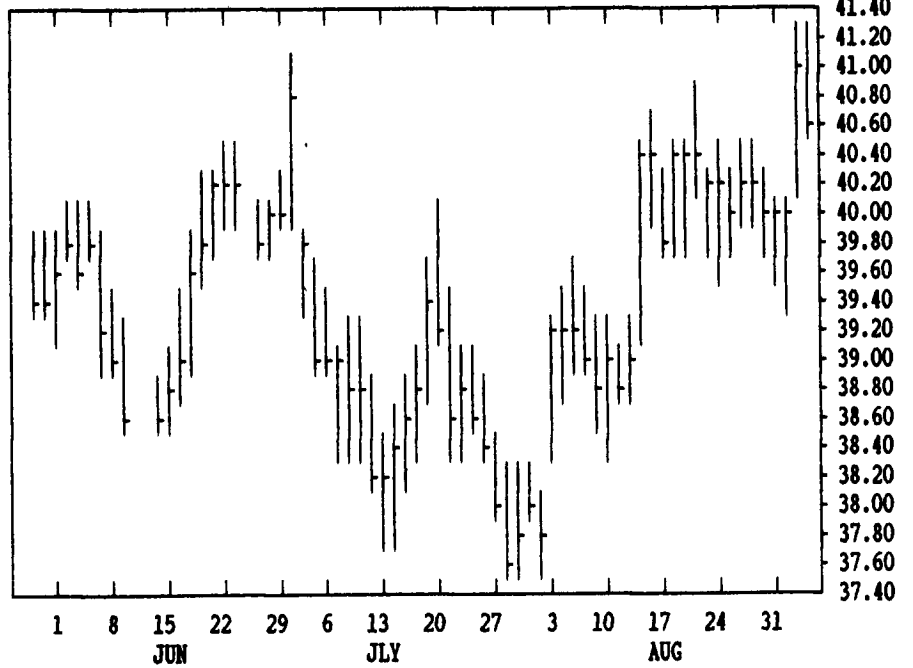
(Closing bids: Thursday, Sept. 3)

DTN GRAINS 16 SEPTEMBER CORN CONTRACT HIGH: 2.794 LOW: 2.114



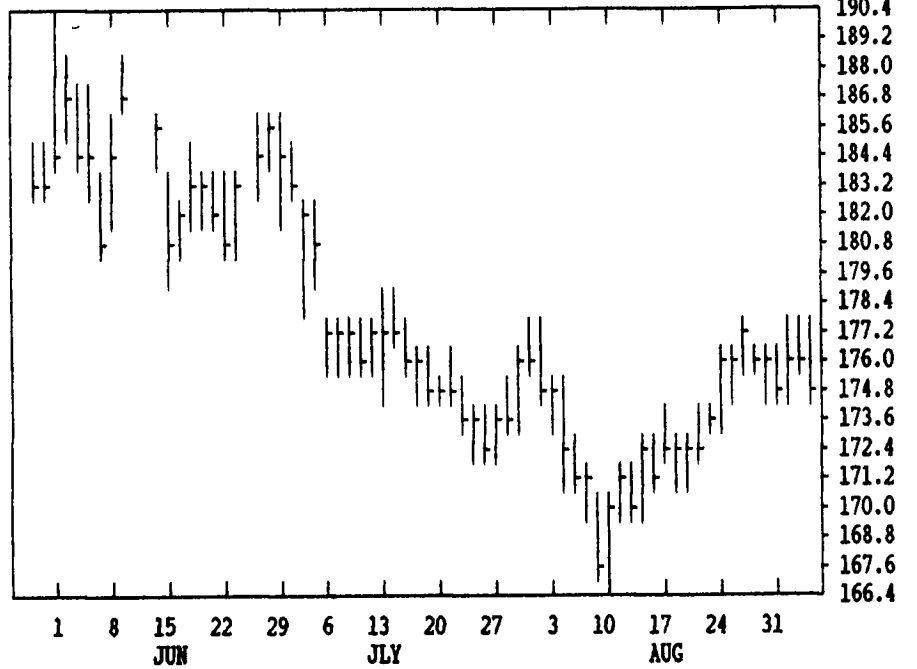
DTN LIVESTOCK 17 OCTOBER HOGS

CONTRACT HIGH: 42.25 LOW: 37.60



DTN GRAINS 23 SEPT SOY MEAL

CONTRACT HIGH: 190.6 LOW: 167.6



DTN FUTURES	12 08/28/92			TECHNICAL COMMENTS			
	Past Week's (8/24-8/28)			JULY'S		Current	
	High	Low	Close	High	Low	Support	Resistance
NEARBY WHEAT	326.00	313.00	315.00	350.00	317.00	274.25	336.00
DEC WHEAT	338.25	325.25	327.5	357.5	327.00	312.00	344.00
NEARBY KCWHT	328.00	310.75	313.0	342.00	311.5	288.00	328.00
DEC KCWHT	336.00	320.25	321.50	351.25	320.00	304.00	336.00
NEARBY MGEWT	331.00	312.25	313.00	341.00	292.00	295.00	331.00
NEARBY CORN	227.25	216.25	217.00	245.50	219.75	211.00	228.00
DEC CORN	227.00	215.00	215.75	240.25	222.5	214.25	227.00
MAR CORN	235.25	224.00	224.25	248.00	231.00	223.00	235.50
NEARBY BEANS	562.75	552.00	554.25	605.00	551.0	514.00	573.00
NOV BEANS	557.25	540.25	543.25	583.00	551.00	527.5	558.00
JAN BEANS	564.25	547.00	549.75	590.75	558.00	534.00	580.00
NEARBY MEAL	177.10	174.20	175.90	181.50	171.70	159.00	178.20
NEARBY BWOIL	18.97	18.24	18.35	20.85	18.48	17.90	19.10
NEARBY LIVCT	74.85	73.35	73.65	74.25	71.985	72.75	78.00
DEC LIVCT	73.035	72.15	72.37	72.285	70.80	70.80	73.15
NEARBY FEDCT	84.20	83.30	83.95	84.25	80.10	81.87	86.40
NEARBY LIVHG	40.50	39.65	40.12	44.60	42.15	38.82	42.25
DEC LIVHG	40.95	40.30	40.72	40.475	39.10	39.10	41.56
NEARBY PKBLS	40.50	38.40	39.52	33.00	26.825	35.00	42.15

LIVE CATTLE				FEEDER CATTLE				LIVE HOGS						
MONTH	HIGH	LOW	LAST	CHG	MONTH	HIGH	LOW	LAST	CHG	MONTH	HIGH	LOW	LAST	CHG
OCT	7470	7435	7457*	-2	SEP	8412	8390	8410*	0	OCT	4130	4060	4067*	-42
DEC	7335	7305	7320*	-2	OCT	8320	8297	8307*	-12	DEC	4215	4157	4167*	-20
FEB	7215	7195	7200*	-12	NOV	8320	8295	8307*	0	FEB	4110	4065	4065*	-7
APR	7300	7285	7295*	-2	JAN	8165	8150	8165*	+7	APR	3915	3885	3887*	+2
JUN	7002	6980	7002*	+7	MAR	8040	8020	8040*	+10	JUN	4470	4445	4447*	-7
AUG	6865	6855	6855*	+7	APR	7950	7935	7950*	0	JULY			4445*	-5
OCT		6890*	+10		MAY			7860*	0	AUG			4335*	-5
DEC					AUG			7775a		OCT			4047*	+2

SWISS FRANC				EURODOLLAR				PORK BELLIES						
MONTH	HIGH	LOW	LAST	CHG	MONTH	HIGH	LOW	LAST	CHG	MONTH	HIGH	LOW	LAST	CHG
SEP	7902	7773	7780	-126	SEP	9659	9659	9659	+1	FEB	4200	4105	4117*	-57
DEC	7814	7740	7740a-220		DEC	9646	9644	9645	+2	MAR	4195	4090	4112*	-50
MAR	7914	7720	7728*-149		MAR	9642	9641	9642	+2	MAY	4295	4215	4232*	-47
BRITISH POUND					JUN	9612	9513	9513	-99	JULY	4320	4275	4275*	-17
SEP	19800	19602	19670	-136	SEP	9579	9572	9574*	-2	AUG	4220	4030	4220*	0
DEC	19410	19410	19410	-72	DEC	9523	9515	9517*	-2	FEB				
MAR	19350	19090	19168*-158		S&P 500 INDEX				GERMAN MARK					
JAPANESE YEN					SEP	42005	41690	41855*	+45	SEP	7061	6939	6975	+541
SEP	8073	8018	8031	+82	DEC	42050	41755	41900*	+35	DEC	6925	6840	6840	+493
DEC	8058	8045	8058	+113	MAR	42095	41780	41945*	+30	MAR	6965	6838	6851*	+579
MAR	8120	8039	8060*+108		JUN	42125	41840	41995*	+50	JUN	6854	6754	6754*	+549

CORN				CHICAGO WHEAT				K.C. WHEAT						
MONTH	HIGH	LOW	LAST	CHG	MONTH	HIGH	LOW	LAST	CHG	MONTH	HIGH	LOW	LAST	CHG
SEP	2270	2232	2252*	+16	SEP	3324	3304	3320*	-20	SEP	3284	3274	3280*	-14
DEC	2232	2200	2212*	+2	DEC	3444	3416	3434*	-10	DEC	3382	3354	3364*	-16
MAR	2320	2290	2300*	0	MAR	3502	3472	3492*	-10	MAR	3442	3414	3424*	-10
MAY	2374	2354	2356*	-2	MAY	3434	3416	3434*	+4	MAY	3350	3334	3340*	+34
JULY	2420	2396	2404*	-2	JULY	3216	3190	3204*	0	JULY	3240	3202	3220*	+40
SEP	2410	2394	2396*	-2	SEP			3254*	-10	MINN WHEAT				
DEC	2434	2422	2426*	-2	OATS				SEP	3376	3320	3364*	+14	
MAR					SEP	1380	1360	1374*	0	DEC	3386	3346	3374*	-6
MAY					DEC	1350	1336	1342*	-2	MAR	3462	3432	3454*	-10
SOYBEANS					MAR	1372	1364	1364*	-2	MAY			3410*	+56
SEP	5594	5552	5556*	+10	MAY	1390	1376	1376*	+2	JULY			3280*	+50
NOV	5530	5466	5504*	+16	SOYBEAN MEAL				SOYBEAN OIL					
JAN	5602	5546	5574*	+10	SEP	1769	1747	1748*	-20	SEP	1863	1837	1848*	+25
MAR	5680	5626	5654*	+14	OCT	1938	1920	1926*	-4	OCT	1872	1838	1857*	+25
MAY	5750	5704	5726*	+20	DEC	1930	1913	1915*	-3	DEC	1901	1867	1891*	+31
JULY	5816	5770	5786*	+2	JAN	1923	1903	1903*	-8	JAN	1914	1892	1908*	+31
AUG	5790	5790	5790*	+14	MAR	1916	1903	1903*	-4	MAR	1945	1920	1938*	+31
SEP	5740	5734	5734*	+24	MAY	1912	1901	1903*	+1	MAY	1975	1948	1967*	+32
NOV	5786	5764	5766*	+6	JULY	1920	1910	1910*	0	JULY	1996	1976	1991*	+30
JAN					AUG			1915*	+5	AUG	2002	1998	2002*	+30

DTN GRAINS 21 SEPT SOYBEANS

CONTRACT HIGH: 6.450 LOW: 5.354

