


1 FARM EQUIPMENT



WISCONSIN HEAVY DUTY ENGINES

Wisc.-Robin, Kawasaki, Kohler, Briggs & Stratton, Tecumseh, Honda

Rockford and Twin Disc Clutch
Parts and Assemblies
WISCONSIN
REPLACEMENT ENGINES
New & Rebuilt Short Blocks

SPECIAL PURCHASE
FZ3400-FS02
8 1/2 hp. Kawasaki -
Heavy Duty Engine
w/Cast Iron Block
\$425.00 While Supply Lasts

Authorized Service Center

• Complete Rebuilding • Large Parts Inventory

FISHER ENGINE SERVICE

3141 Old Phila. Pike, Bird-In-Hand, PA 17505 (717) 768-3729

USED TRACTORS

- | | |
|---|--|
| JD 4455, cab & air, power shift, MFWD | JD 4040, cab & air, quad range, 2,400 hrs. |
| JD 4050, cab & air, quad range, like new | JD 4020, power shift |
| JD 4250, cab & air, power shift, 1,300 hrs. | JD 4020, syncro |
| JD 4840, cab & air w/duals | JD 3020, diesel |
| JD 4450, WFWD, cab, air, power shift | JD 2440 w/loader |
| JD 4440, cab, air, power shift | JD 2555, cab & air |
| JD 4440, quad range, MFWD | JD 2840 |
| JD 4430, 1976, excellent | JD 2355, like new |
| JD 4240, cab & air, quad range, 1982 | JD 2350 |
| JD 4240, 4 post | JD 1050 w/470 hrs. |
| JD 6030, sharp, 4,000 hrs. | JD 2240 w/cab |
| JD 4230, cab & air, power shift | IH 5088, cab & air |
| JD 4230 fender, quad range | IH 3688, cab & air |
| JD 4320 | IH 806 diesel |
| | Ford 5000, diesel |
| | Ford 6600, gas |
| | MF 2745, 24 spd., cab & air, 1,400 hrs. |

Case IH 595, like new, 640 hrs.

INDUSTRIAL

- | | |
|---|-------------------------------------|
| NH 779 skid steer | Ford 455 loader w/3 pt. hitch & PTO |
| JD 310 TLB w/cab, excellent | |
| MF 200 diesel crawler loader, 4 in 1 bucket | |

Case 1845C skid steer loader, 60 hrs., \$17,800

USED PLOWS

- | | |
|--|---|
| White 6 btm. 16" spring reset plow | IH 710 8 btm. 18" spring reset, on land hitch |
| IH consertill 10' | IH 710 7 btm. on land hitch |
| JD 3 btm. roll over plow | IH 720 4 btm. toggle trip |
| JD 4 btm. roll over plow | JD 2500 5 btm. 18" spring reset |
| JD 5 btm. on land hitch | JD 2500 6 btm. auto reset |
| JD 8 btm. 2800 varied width on land hitch plow | |

USED COMBINES

IH 1640, 400 hrs., like new

- | | |
|-------------------|--------------------------------------|
| 244 JD corn heads | JD 215 flex head |
| 444 JD corn heads | JD 6620, 1982, sharp |
| 443 corn heads | JD 4400 diesel, rotary screen, sharp |

HAY EQUIPMENT

- | | |
|--------------------------|-----------------------------|
| NH 472 haybine | JD 346 wire baler w/thrower |
| NH 489 haybine, like new | NH 310 baler |
| Gehl 1850 round baler | NH 276 w/thrower, sharp |


MISCELLANEOUS

- | | |
|---|--|
| JD 7000 4 row planter | JD 12' mulcher |
| Fox Super D harvester | Woods 15' Batwing mower |
| NI 2 row wide, 12 roll bed | Brillion 10' seeder w/hyd. whis., like new |
| IH 22' flex head, like new | Gehl 72C flail chopper, excellent |
| Kewanee hyd. fold 20' roller harrow, like new | Farm Hand F11 high lift loader w/PTO pump |
| Taylorway 25' disc | Gehl 120 feed mill |
| JD 110 disc | Gehl 960 forage wagon w/roof |
| JD 115 disc | |
| IH 760 offset disc, very good | |
| Kewanee 12' mulcher | |

NEW NI 3626 spreader w/ tailgate

D & R EQUIPMENT INC.

Rt. 579, Ringoes, New Jersey
(908) 782-5082



DH 210 Manure Pump 6'-14'
With Dual Agitator, rotates at 270°, full or partial hydraulics & manual operated with flexible spout on agitator. It chops heavy straw. (Check our price before you buy.)
Option: Variable depth pitch. 6 to 10', 8 to 12' & 10 to 14'

We Are Moving In September To
Dauphin Co., RR Box 426,
Lykens, PA 17048-9744
(717) 365-3109, Call 8:00 to 8:30 AM
Rt. 25, 1 Mile North of Crossroad Auction

Renting Lagoon & Vertical Manure Pumps

- * Gutter grate made to order
- * Self-close headgate
- * Round hay feeders
- * 2-7 horse hitch, yoke & jocket stick
- * Stainless steel & aluminum welding
- * Weather head, hydraulic hosing made to your size

DRY HILL FARM SHOP

102A New Holland Rd.
Gordonville, PA 17529
(717) 768-8577

Dealer Inquiries Welcome

C.S. SUPPLY

RD 1, Box 495A1, Millhall, PA 17751
BEILER'S MACHINERY
601 Musser School Road
Leola, PA 17540
717-656-9733

1a CONSTRUCTION EQUIPMENT




15 Graders, 4 Austin Western All Wheel Drive & Steer - Diesel 3500, \$11,500
Huber, Gallon, Champion



1980 Bucyrus Erie Dyu-nahoe, Full Cab, GM Diesel \$11,500



78 Int 250 Diesel Hydro, 1700 Hrs., 3 pt. PTO, w/ Rear Broom \$5,750



81, 82 Int. S-1700 Dumps, Crew Cab, V8, Auto, \$3,500-\$4,000
10 Other Dumps Gas & Diesel \$2,000 & Up



Ford 3000 Tractor 3 pt. PTO, w/scrubber, gas \$2,750



"Loader w/Forks" Int. 3850 4WD Loader w/ Forks, Diesel \$6,250



Sullair 300 CFM Quiet, GM Diesel \$4,500



"Diesel Maintainer" Huber, Diesel w/loader, Full Cab \$12,500



1981 AC 185 Tractor, Diesel, 3 Pt. PTO 2000 Hrs. \$7,500



Int. 2500 Diesel Hydro w/ Twin Mott Interstater Mower & Rear Mower \$7,500



3 Jacobson G10 w/sickle Bar, 1 w/3 Pt. PTO \$2,250-\$2,500



2 - Int. 2400 Tractors, Gas, 3 Pt. PTO \$2,500 Ea.



Graders w/Boom Cutters w/Roanoke Cutters, Gallon T-500 w/ Cummins, PS Detroit Powerunit \$9,500 Each



Case W18 Art Loader O-hrs. On Rebuilt Eng, New Radiator w/Forks \$18,000



"All Wheel Drives" 4FWD Dumps, Gas, Stick & Auto \$3,500-\$6,500
Ford L-800 Dump Gas \$5,000
Reo w/spreader, Gas \$2,500



Forklifts Otis 4000 lb. tire, gas, 861 hrs. \$4,750
Clark 4000 lb. solid, prop. one \$2,600

PENN-HAZLE EQUIPMENT CO. INC.

Rt. 309, P.O. Box 162, Hazleton, PA 18201
(717) 455-5091 Anytime FAX (717) 455-1960