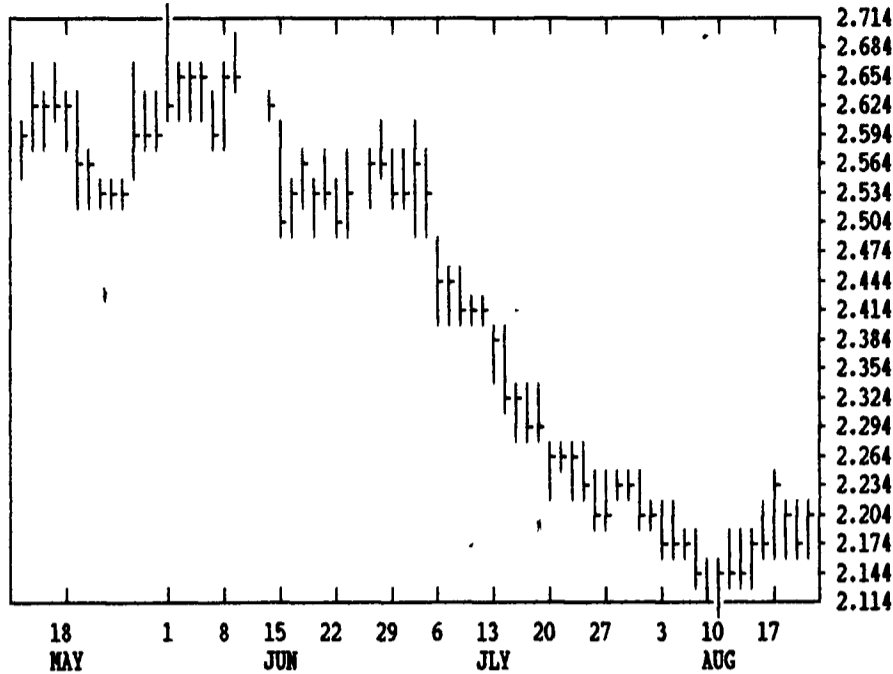


GRAIN, CATTLE AND HOG FUTURES MARKETS

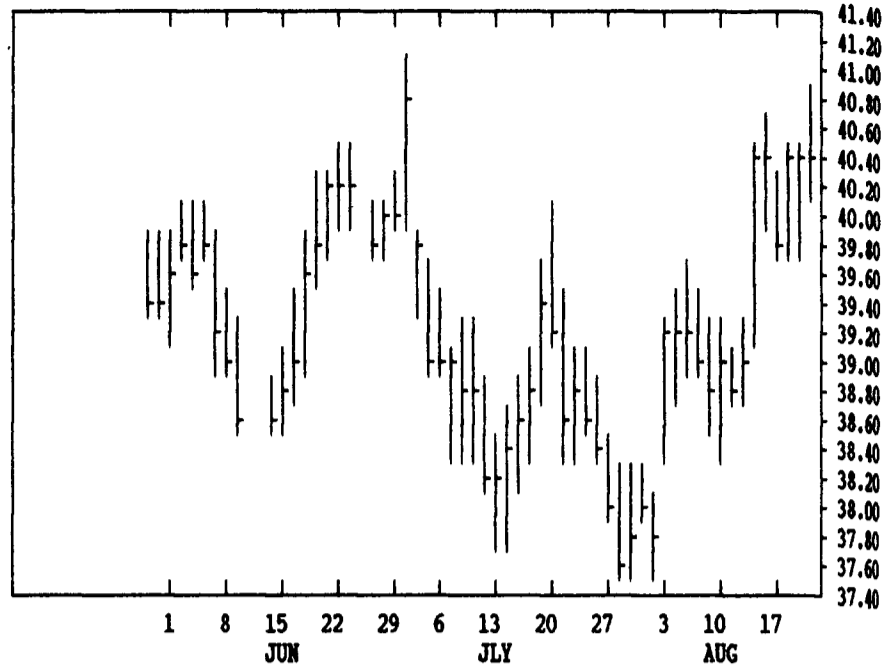
From DTN farmer satellite daily update. Service phone: (717) 731-1520

(Closing bids: Thursday, Aug. 20)

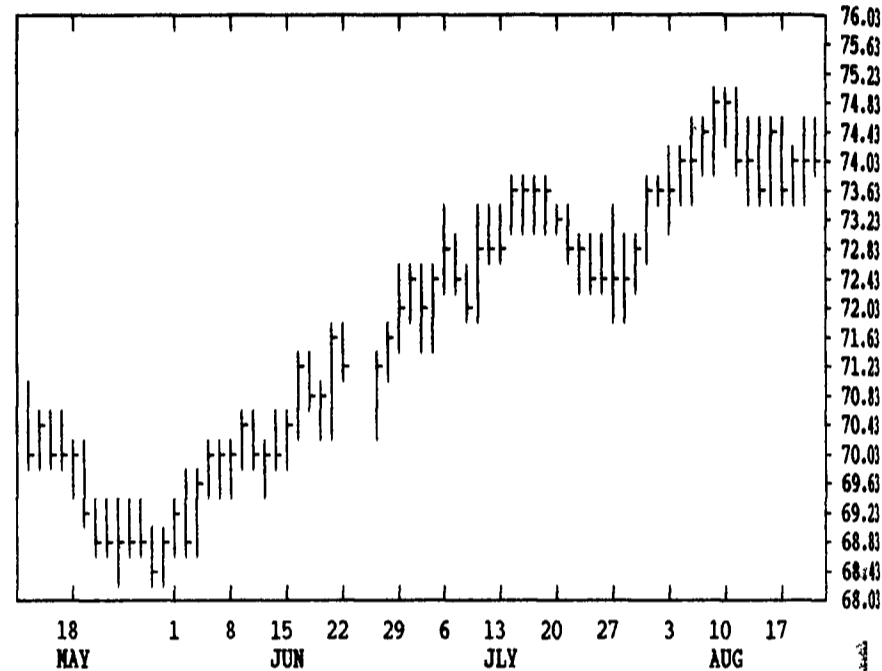
DTN GRAINS 16 SEPTEMBER CORN CONTRACT HIGH: 2.794 LOW: 2.114



DTN LIVESTOCK 17 OCTOBER HOGS CONTRACT HIGH: 42.25 LOW: 37.60



DTN LIVESTOCK 18 OCTOBER LIVE CATTLE CONTRACT HIGH: 74.95 LOW: 66.25



DTN FUTURES 10 08/21/92		DELAYED OPTION QUOTES				CENT. 06:49	
CATTLE PT-OCT-CL	CATTLE PT-DEC-CL	PT-FEB-CL	PT-APR-CL	PT-JUN-CL	PT-OCT-CL	PT-DEC-CL	LAST CHG
70 17* 440*	66 20*	37*	40*	80a 500a	AUG 7430*	+12	
71 25*	68 35*	62* 480*	62* 587*	160a	OCT 7425*	-7	
72 37* 262*	70 60* 352*	102* 325*	95* 425*	230a	DEC 7297*	0	
73 57* 182*	72 110* 205*	175* 202*	147* 277*		FEB 7227*	-7	
74 87* 112*	74 200* 100*	102* 232*	170*	75a	APR 7335*	-7	
75 135* 60*	76 35*	42*	90*	35a	JUN 7032*	-7	
76 202* 27*	78 10*	17*	40*		AUG 6880*	-12	

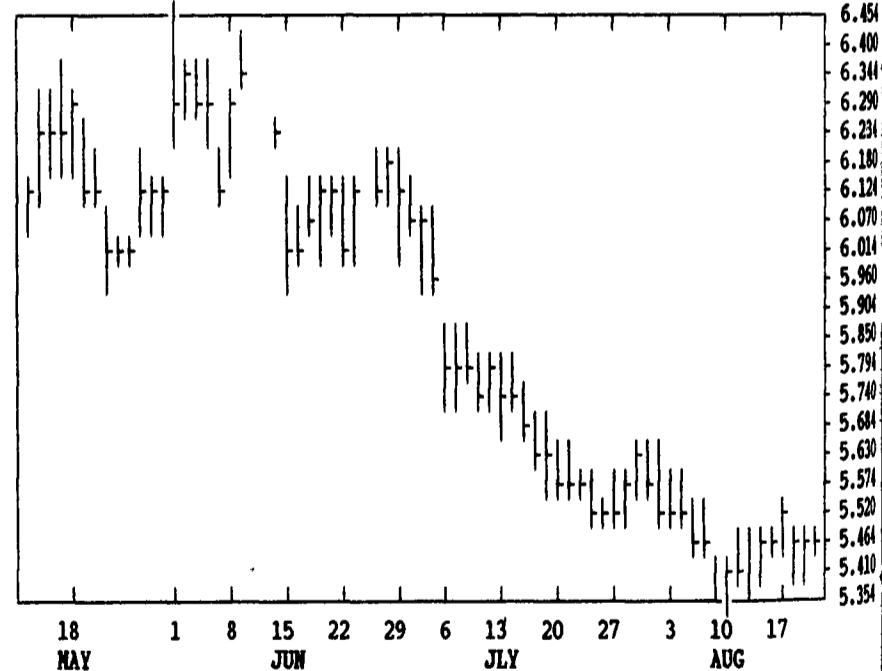
FEEDER PT-AUG-CL		PT-SEP-CL		PT-OCT-CL		PT-NOV-CL		PT-JAN-CL		PT-MAR-CL		LAST CHG
76 2 935*	2* 795*	10* 715*	20* 752*	65*	102*	AUG 8535*	-17					
78 2 735*	7* 600*	20* 525*	35* 567*	97*	152*	SEP 8392*	-37					
80 2* 535*	10* 410*	45* 350*	60* 392*	145* 315*	222*	262*	OCT 8305*	-60				
82 2* 337*	30* 220*	95* 205*	110* 240*	225* 195*	320a	157*	NOV 8332*	-45				
84 5* 140*	95* 80* 190*	95* 190*	125*	90*	85*	JAN 8170*	-25					

HOGS PT-OCT-CL		PT-DEC-CL		PT-FEB-CL		PT-APR-CL		PT-JUN-CL		PT-JULY-CL		LAST CHG
34 2				32*								AUG 4545*
36 5* 445*	15* 530a	45a 520*	60*									OCT 4040*
38 22* 262*	37* 340*	65* 300a	115* 260a	50a								DEC 4102*
40 77* 117*	100* 200*	125* 215*	205* 150*	60*								FEB 4092*
42 195* 35*	192* 95* 250a	120* 350a	90* 100*	415a								APR 3945*
44 7* 350a	45*	70*	70a 180*	50a								JUN 4480*
46 2*	15*	40*	50a 300a	200a								JULY 4485*

LIVE CATTLE				FEEDER CATTLE				LIVE HOGS			
HIGH	LOW	LAST	CHG	HIGH	LOW	LAST	CHG	HIGH	LOW	LAST	CHG
AUG 7440	7415	7430*	+12	AUG 8567	8532	8535*	-17	AUG 4550	4490	4545*	+82
OCT 7445	7412	7425*	-7	SEP 8442	8382	8392*	-37	OCT 4077	4017	4040*	+2
DEC 7312	7282	7297*	0	OCT 8385	8302	8305*	-60	DEC 4122	4085	4102*	+5
FEB 7247	7225	7227*	-7	NOV 8395	8330	8332*	-45	FEB 4100	4070	4092*	+5
APR 7347	7327	7335*	-7	JAN 8192	8165	8170*	-25	APR 3957	3902	3945*	-5
JUN 7050	7032	7032*	-7	MAR 8045	8030	8040*	-20	JUN 4500	4480	4480*	-15
AUG 6915	6880	6880*	-12	APR 7945	7940	7940*	-30	JULY 4485	4485	4485*	-5
OCT				MAY 7850	7850	7850*	-12	AUG 4370	4360	4370*	0

DTN FUTURES 02 08/21/92		DELAYED COMMODITY QUOTES				CENT. 06:49					
CORN		CHICAGO WHEAT				K.C. WHEAT					
HIGH	LOW	LAST	CHG	HIGH	LOW	LAST	CHG	HIGH	LOW	LAST	CHG
SEP 2222	2190	2200*	+16	SEP 3104	3074	3096*	+30	SEP 3090	3046	3086*	+40
DEC 2240	2196	2210*	+12	DEC 3230	3194	3222*	+34	DEC 3190	3150	3184*	+40
MAR 2324	2284	2294*	+10	MAR 3296	3256	3294*	+46	MAR 3244	3206	3244*	+44
MAY 2380	2346	2354*	+10	MAY 3286	3240	3276*	+36	MAY 3250	3222	3244*	+44
JULY 2426	2394	2402*	+10	JULY 3190	3150	3166*	+16	JULY 3174	3134	3174*	+44
SEP 2424	2410	2410*	+4	SEP 3224	3224	3224*	+24	MINN WHEAT			
DEC 2454	2432	2434*	0	OATS				SEP 3104	3044	3102*	+64
MAR				SEP 1244	1204	1224*	+26	DEC 3142	3090	3130*	+42
MAY				DEC 1254	1230	1240*	+14	MAR 3220	3184	3216*	+40
SOYBEANS		MAR 1300	1280	1284*	+12	MAY		3250*	+30		
SEP	5484	MAY 1332	1324	1324*	+14	JULY		3220*	+14		
NOV	5426	SOYBEAN MEAL				SOYBEAN OIL					
JAN	5500	SEP		1727	SEP		1852				
MAR	5582	OCT		1886	OCT		1863				
MAY	5652	DEC		1875	DEC		1889				
JULY	5712	JAN		1870	JAN		1902				
AUG	5700	MAR		1864	MAR		1932				
SEP	5670	MAY		1866	MAY		1958				
NOV	5714	JULY		1870	JULY		1986				
JAN		AUG		1865	AUG		1998				

DTN GRAINS 21 SEPT SOYBEANS CONTRACT HIGH: 6.450 LOW: 5.354



DTN GRAINS 23 SEPT SOY MEAL CONTRACT HIGH: 190.6 LOW: 167.6

