

# Lowest SCC Pennsylvania DHIA Herds For July

(Continued from Page A23)

CO	HERD	NAME	CITY + STATE	BRD	ROLLING YR-HERD AVERAGE					
					NO.	% DAYS	MILK	3 FAT	PROTEIN	SCC
					COVS	IN MILK	LBS	X LBS	LBS	COUNT
58	792	WILLIAM&LAINA WOOD	JACKSON PA	B3	51.6	85.7	18538	674	571	123,000
21	543	KEN H VIRGINIASWARTZ	SHIPPENBURG PA	4	34.6	84.9	12497	597	469	124,000
49	13	GARY TRUCKENMILLER	WATSONTOWN PA	B3	75.9	90.7	23225	872	733	124,000
34	231	FRED H SHOOP	PORT ROYAL PA	B3	60.0	91.1	18351	664	581	125,000
43	473	HAZEL GANDER	STONEBORO PA	B3	69.3	88.2	19494	705	612	125,000
50	211	ED + WILMA MCMILLEN	LANDISBURG PA	3	46.3	87.7	19735	732	636	125,000
20	355	MARVIN GINGERICH	HEADVILLE PA	B3	38.8	87.5	19348	695	606	125,000
64	298	FREDERICK WORDENHOLD	BEACH LAKE PA	B3	59.9	84.3	18024	663	556	125,000
8	1343	BAXTER FARM	COLUMBIA CROSS RDSPA	B3	49.6	86.3	20738	740	661	125,000
59	181	WALTER+PETE SHERMAN	MANSFIELD PA	B3	154.2	88.3	17798	664	574	126,000
9	610	DELAWARE VAL COLLEGE	DOYLESTOWN PA	1	10.2	93.5	20868	795	686	126,000
58	774	WILLIAM+EVELYN GOPP	MONROSE PA	8	41.5	89.2	20904	742	633	126,000
57	63	D AND D HOTTENSTEIN	NEW ALBANY PA	3	67.4	86.2	21923	876	720	127,000
48	215	PAUL+NORMAN KOEHLER	BANGOR PA	B3	40.4	86.9	16531	598	516	127,000
25	883	MARK VOGEL	UNION CITY PA	3	30.9	93.8	18467	692	569	127,000
67	486	LAUREN K BAIR	HANOVER PA	B3	36.1	86.8	18275	628	550	127,000
1	277	MARK GIERON	NEW OXFORD PA	5	45.8	81.0	15034	573	537	127,000
67	320	RAMSEY S COOPER JR	DELTA PA	3	69.3	91.5	23942	884	727	128,000
36	2594	MATE+TRISH STOLTZFUS	HONEY BROOK PA	B3	44.5	88.5	21506	807	702	128,000
36	2349	ROB+BONNIE WENTWORTH	QUARRYVILLE PA	1	50.3	86.9	15478	614	520	129,000
59	775	LOR+MAR DAIRY	KNOXVILLE PA	B8	23.3	91.2	15914	590	526	129,000
26	137	ARVID-KATHY KOBOSKY	PAYETTE CITY PA	B3	12.5	87.5	19162	736	586	129,000
20	448	RICHARD L FIELD	COCHRANTON PA	G3	55.6	85.1	15525	605	483	131,000
58	782	MARK L SARTELL	THOMPSON PA	B3	38.2	84.4	18441	617	576	131,000
42	180	KEN + DOUG COMSTOCK	PORT ALLEGANY PA	3	37.0	85.4	21918	808	705	131,000
7	170	GERALD SMITH	MARTINSBURG PA	B3	125.6	89.9	20049	758	642	131,000
43	457	ALOYSTIUS G GANDER	STONEBORO PA	G3	47.9	86.5	18547	704	576	132,000
17	97	ORNER FARMS INC	ROCKYTON PA	B2	22.4	84.9	13556	643	460	133,000
59	910	WALTER SAMPSON	WELLSBORO PA	B3	27.8	87.7	17703	622	568	133,000
4	29	THREE SEAS FARM	HOOKSTOWN PA	B3	27.7	86.6	12029	436	352	133,000
6	480	FORREST C STRICKER	WERNERSVILLE PA	B3	55.9	85.3	22328	787	669	133,000
17	70	HOWARD HARKLEROAD	WESTOVER PA	B3	44.5	87.0	15793	561	510	134,000
32	205	PLEASANT VIEW FARM	MARTON CENTER PA	G3	114.2	89.4	21301	774	663	134,000
57	127	JEFF GOCHNAUER	CANTON PA	B3	37.8	83.2	17509	678	574	135,000
38	166	LITTLE HILL FARM	LEBANON PA	3	56.6	85.5	21729	800	676	135,000
21	7109	NEVIN SHUGHART	MECHANICSBURG PA	B3	25.7	89.2	19882	749	611	135,000
8	1347	DANIEL R HOPPAUGH	COLUMBIA CROSSRDS PA	3	17.2	88.1	21567	785	684	136,000
16	152	DESTINY VALLEY FARMS	RIMERSBURG PA	B3	49.3	87.7	15614	604	524	136,000
43	239	CANON DAIRY	WEST MIDDLESEX PA	B8	85.1	88.8	21119	802	667	136,000
28	366	CARL O STUFF	MERCERSBURG PA	3	60.7	89.5	20116	737	631	137,000
20	818	DAVID FLOCH	JAMESTOWN PA	B3	27.0	86.8	16094	610	537	137,000
14	304	TRINCA FARM	REBERSBURG PA	B3	62.2	84.5	24309	857	760	137,000
8	73	LYLE+LAUREN WRIGHT	CANTON PA	2	47.3	89.3	15506	710	540	138,000
59	882	DON MATTISON	WELLSBORO PA	B8	18.8	88.9	21432	736	689	138,000
64	257	SHADIGEE CREEK FARM	STARBUCCA PA	3	23.3	81.9	17351	637	537	138,000
66	63	WAYNE+ROGER SHERWOOD	MESHOPPEN PA	3	66.2	90.0	21786	823	706	138,000
21	7102	LEE A HOOVER JR	BOILING SPRINGS PA	B3	46.9	88.5	18236	718	580	138,000
38	474	KEN+JODA FARM	LEBANON PA	B3	52.9	89.6	21393	799	669	138,000
36	7320	DALE WEILER	EAST EARL PA	3	40.6	86.5	20642	791	652	138,000
43	466	ED MORNINGSTAR	FREDONIA PA	B3	51.1	84.4	16349	554	524	139,000
43	243	CHARLES D MONTGOMERY	GROVE CITY PA	G3	57.1	87.6	16862	629	533	139,000
42	194	FRANCIS JR+TIN DYNDA	PORT ALLEGANY PA	B3	37.3	84.8	20724	755	653	139,000
25	875	RICHARD GIERMONT	UNION CITY PA	B3	34.1	90.6	20074	715	643	139,000
64	419	RONALD PECK	PLEASANT MOUNT PA	G3	34.7	86.4	18172	670	565	139,000
8	408	ROBT+ANNA-MARIE COLE	ULSTER PA	3	65.9	87.1	19762	718	633	139,000
29	154	RANDY+MARIE SHAFFER	CRYSTAL SPRING PA	B8	36.9	90.1	16176	625	521	140,000
31	23	DALAND FARMS	HUNTINGDON PA	3	135.3	87.0	21166	816	676	140,000
4	90	CRAIG FARMS	CLINTON PA	G3	74.2	89.5	17450	659	557	140,000
8	1	C & E FLEMING & SONS	TROY PA	3	52.1	88.2	14217	533	440	140,000
50	6	RAY E MC MILLEN	LOYSVILLE PA	3	118.3	86.3	20367	766	627	140,000
8	1261	PAUL ALLEN	GRANVILLE SUMMIT PA	B3	77.8	87.9	15726	595	506	141,000
21	5	MAYAPPLE FARM	CARLISLE PA	B3	116.2	85.6	17479	649	558	141,000
20	611	RONALD KALINOWSKI	COCHRANTON PA	B3	45.0	87.7	20603	742	627	141,000
20	549	KENNETH & JUDY MOOK	SARGENTON PA	8	14.9	86.8	16372	666	525	142,000
29	147	JAN P COMAN	WELLYTON PA	B3	56.8	88.0	19201	686	610	142,000
36	1542	ELMER M HIGH	LITIZ PA	3	53.3	85.2	22896	832	699	142,000
43	295	VAN DE JERSEY	TRANSFER PA	4	120.1	87.5	17000	856	626	142,000
64	268	ALTON C OLVER	HONESDALE PA	3	55.7	87.2	20424	682	627	142,000
64	364	KEVIN BURLEIGH	PLEASANT MOUNT PA	3	44.6	88.4	22688	871	739	143,000
67	439	APPLEHURST FARMS	DILLSBURG PA	B3	28.5	88.7	19302	671	594	143,000
58	868	RICHARD HINKO	MONROSE PA	G4	42.2	81.8	10705	505	399	143,000
59	568	DANNY E STEVENSON	WILLERTON PA	B3	47.4	86.0	17503	667	557	143,000
41	306	LINDEN-HILLS FARM	LINDEN PA	3	34.9	85.5	18883	675	610	143,000
41	281	E AND Y METZGER	LINDEN PA	G3	48.2	83.1	18737	639	571	143,000
44	368	LA FAY FARM	LEWISTOWN PA	B3	44.1	90.3	22416	826	745	143,000
29	160	PATRICIA S HURLINE	WARFORSBURG PA	4	41.5	83.3	9769	474	374	143,000
25	844	DOUG MIKE GIBBONS	NORTHEAST PA	B3	47.5	83.3	16984	626	541	143,000
22	125	ALWINE FARMS	MIDDLETOWN PA	B3	83.0	86.8	19926	784	648	143,000
20	7116	BANCROFT FARMS	CENTERVILLE PA	B3	112.3	88.2	20502	728	651	144,000
20	788	EVERETT BRADLEY	CENTERVILLE PA	G3	32.4	86.0	14054	530	424	144,000
14	7008	JAMES B HECKMAN	HOWARD PA	3	27.2	85.8	17751	629	566	144,000
44	365	PLUM-BOTTOM FARM	BELLEVILLE PA	1	40.8	85.3	15816	626	547	144,000
56	284	MARK + HELEN MISHLER	HOLSOPPLE PA	3	43.0	81.5	20298	773	653	144,000

(Turn to Page A43)

## MR. FARMER!

You cannot afford to guess when it comes to feeding your livestock.

The same is true when it comes to your fertilizer program, which means more profit per acre.

Here's why our customers report more profit per acre using the Gro-Mor Program.

- ✓  On the Farm Consultation
- ✓  A&L Labs For Soil Test
- ✓  Time Tested Crop Programs
- ✓  Trailer Load Cost Saving Discounts
- ✓  Early Cash Discounts

Stop In At Ag Progress Days and Let Us Show You Why So Many Farmers Can't Be Wrong.

Gro-Mor Is Known For Service and Performance.



**GRO-MOR**  
**PLANT FOOD**  
**COMPANY, INC.**  
 281 FARMLAND ROAD,  
 LEOLA, PA 17540  
 (717) 656-4166


Call Toll Free: 1-800-322-0060  
 Dealerships Available In Select Territories

## John Deere Diesel Headquarters Summer Clearance

(NEW)  
 Model 5200  
 40 HP PTO  
 TRACTOR


In Stock  
 w/Loader

Call For  
 Prices



New!

### JOHN DEERE 670




670 Compact

4WD Turf  
 Tires  
 w/Loader

Special  
 Price

### JOHN DEERE 970



4 WD  
 Ag  
 Tires  
 w/Loader  
 & Backhoe

Special  
 Price

Limited Quantities...  
 Hurry!



Nothing Runs  
 Like a Deere®



## Bomberger's Lawn & Garden

665 Newport Rd.  
 Elm, Pa. 17521  
 717-664-4663

981 Mount Zion Road  
 Lebanon, Pa. 17042  
 717-272-4155