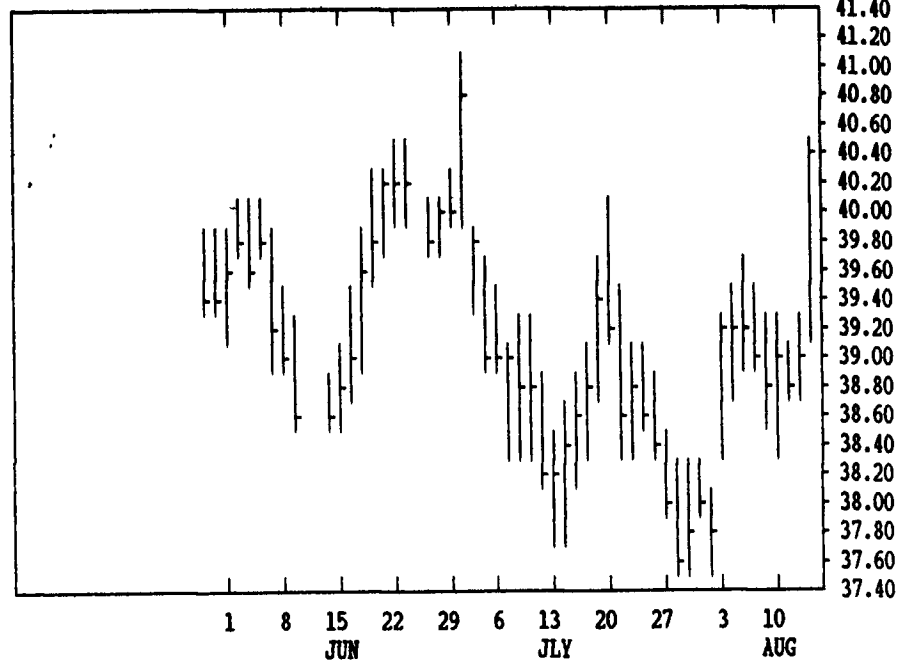
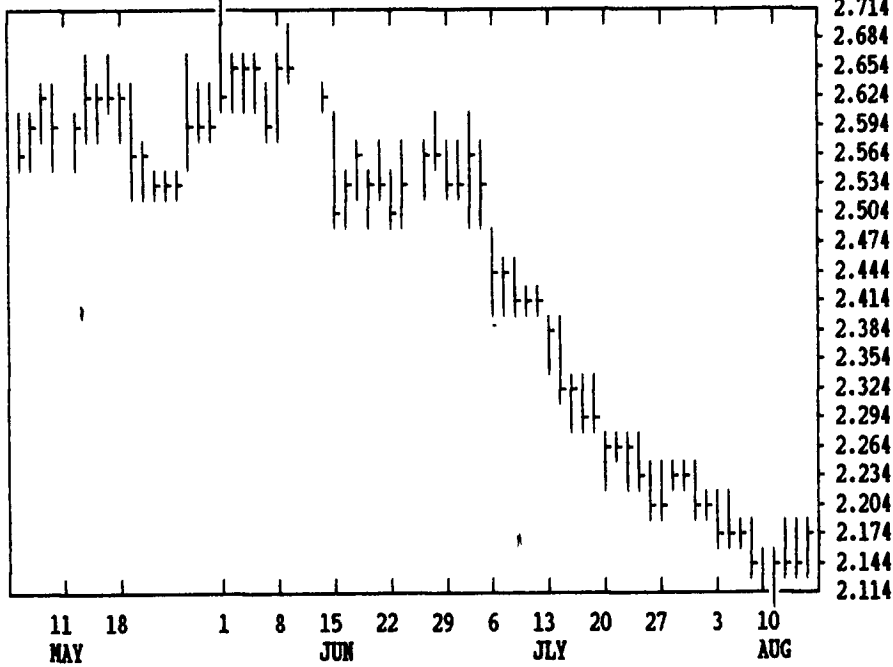


GRAIN, CATTLE AND HOG FUTURES MARKETS

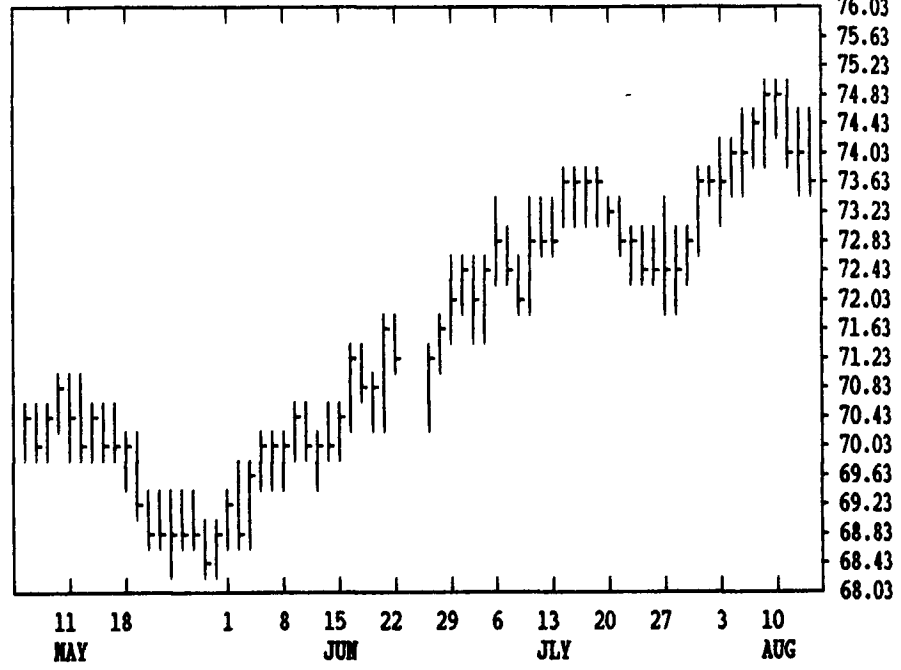
From DTN farmer satellite daily update. Service phone: (717) 731-1520

(Closing bids: Thursday, Aug. 13)

DTN GRAINS 16 SEPTEMBER CORN CONTRACT HIGH: 2.794 LOW: 2.114



DTN LIVESTOCK 18 OCTOBER LIVE CATTLE CONTRACT HIGH: 74.95 LOW: 66.25

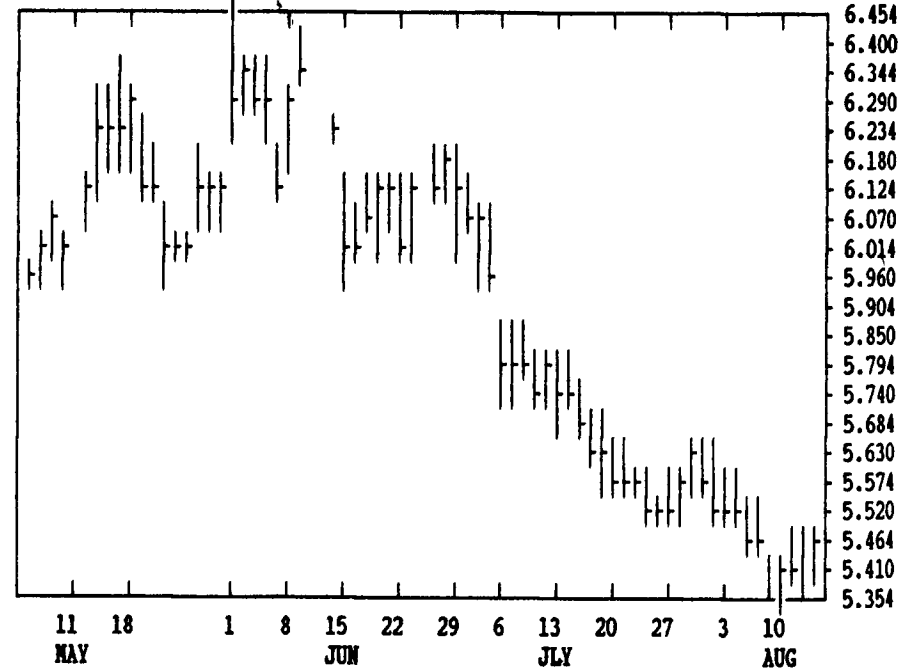


DTN FUTURES 12 08/13/92		TECHNICAL POINTS				SLOW STOCHASTIC						
PRICES ARE DECIMAL		MOVING AVERAGES				RSI'S						
CONTRACT	CLOSE	4-DAY	9-DAY	18-DAY	45-DAY	9DAY	14DAY	30DAY	%K	%D	%K	%D
WHEAT SEP	305.75	307.50	309.25	321.22	338.12	22.8	24.7	31.3	42	33	6	5
WHEAT DEC	316.25	318.31	319.75	331.24	347.50	23.9	25.4	31.7	46	40	9	7
KCWHT SEP	301.00	300.69	301.22	313.53	334.24	29.6	27.6	31.2	69	51	11	6
KCWHT DEC	310.25	310.50	310.94	323.19	343.66	28.2	26.8	31.0	67	50	11	6
HWHT SEP	299.50	299.06	299.56	311.86	332.94	29.4	27.3	31.1	60	49	11	7
CORN SEP	217.75	215.69	216.36	219.76	236.79	41.2	35.3	34.4	71	48	14	7
CORN DEC	221.50	219.06	219.33	223.14	240.26	43.1	36.6	35.7	77	52	16	8
CORN MAR	230.50	228.19	228.33	231.87	248.22	43.7	37.1	36.1	81	58	18	9
OATS SEP	118.75	118.62	119.97	125.50	131.16	36.9	36.5	38.4	70	53	28	18
BEANS AUG	547.25	545.00	549.56	553.64	576.74	40.1	37.4	38.7	42	31	16	13
BEANS SEP	547.50	543.12	546.31	552.11	578.31	43.3	39.1	39.1	54	37	16	10
BEANS NOV	547.00	539.31	541.47	550.60	581.49	45.9	40.2	38.8	66	45	19	10
NEAL AUG	171.20	169.75	170.01	171.84	176.46	47.8	43.6	42.6	78	54	26	15
BWOIL AUG	18.33	18.20	18.29	18.55	19.64	38.7	34.4	36.6	56	36	11	7
CATTLE AUG	74.07	74.58	74.38	73.75	72.79	51.8	55.7	57.7	31	61	83	90
CATTLE OCT	73.90	74.27	74.24	73.59	72.68	52.2	56.7	59.4	20	48	80	89
PCTL AUG	84.80	85.33	85.17	83.97	81.43	61.0	67.6	70.0	32	59	87	93
HOGS AUG	44.15	43.72	43.62	43.36	43.44	60.6	57.4	53.5	56	63	66	61
HOGS OCT	40.43	39.36	39.22	38.73	39.05	71.6	64.9	56.3	72	53	66	62
PKBLS AUG	37.33	35.26	35.29	32.54	30.41	73.5	70.6	62.8	66	55	88	91

LIVE CATTLE				FEEDER CATTLE				LIVE HOGS			
HIGH	LOW	LAST	CHG	HIGH	LOW	LAST	CHG	HIGH	LOW	LAST	CHG
AUG 7460	7405	7407*	-52	AUG 8540	8470	8480*	-45	AUG 4445	4385	4415*	+55
OCT 7435	7380	7390*	-37	SEP 8400	8320	8335*	-37	OCT 4050	3925	4042*+132	
DEC 7270	7230	7235*	-27	OCT 8325	8240	8252*	-47	DEC 4105	4012	4097*	+97
FEB 7202	7170	7170*	-17	NOV 8340	8255	8280*	-40	FEB 4065	3970	4057*	+95
APR 7312	7282	7310*	+10	JAN 8175	8145	8145*	-25	APR 3935	3840	3920*	+80
JUN 7025	7000	7012*	-12	MAR 8055	8025	8045*	-10	JUN 4480	4402	4465*	+65
AUG 6870	6865	6870*	-2	APR 7950	7935	7950*	-17	JUL 4465	4420	4460*	+57
OCT				MAY 7870	7860	7870*	-20	AUG 4350	4320	4345*	+45

CORN				CHICAGO WHEAT				K.C. WHEAT			
HIGH	LOW	LAST	CHG	HIGH	LOW	LAST	CHG	HIGH	LOW	LAST	CHG
SEP 2180	2146	2176*	+30	SEP 3080	3014	3056*	-4	SEP 3014	2960	3010*	+12
DEC 2220	2184	2214*	+30	DEC 3184	3124	3162*	-10	DEC 3114	3056	3102*	+4
MAR 2310	2276	2304*	+30	MAR 3254	3202	3232*	-12	MAR 3180	3122	3162*	+4
MAY 2370	2336	2364*	+26	MAY 3240	3200	3216*	-6	MAY 3164	3134	3160*	+2
JULY 2410	2380	2410*	+26	JULY 3100	3060	3100*	+14	JULY 3094	3030	3070*	+12
SEP 2420	2396	2410*	+20	SEP 3150	3150	3150*	+14				
DEC 2450	2430	2442*	+10								

DTN GRAINS 21 SEPT SOYBEANS CONTRACT HIGH: 6.450 LOW: 5.354



DTN GRAINS 23 SEPT SOY MEAL CONTRACT HIGH: 190.6 LOW: 167.6

