

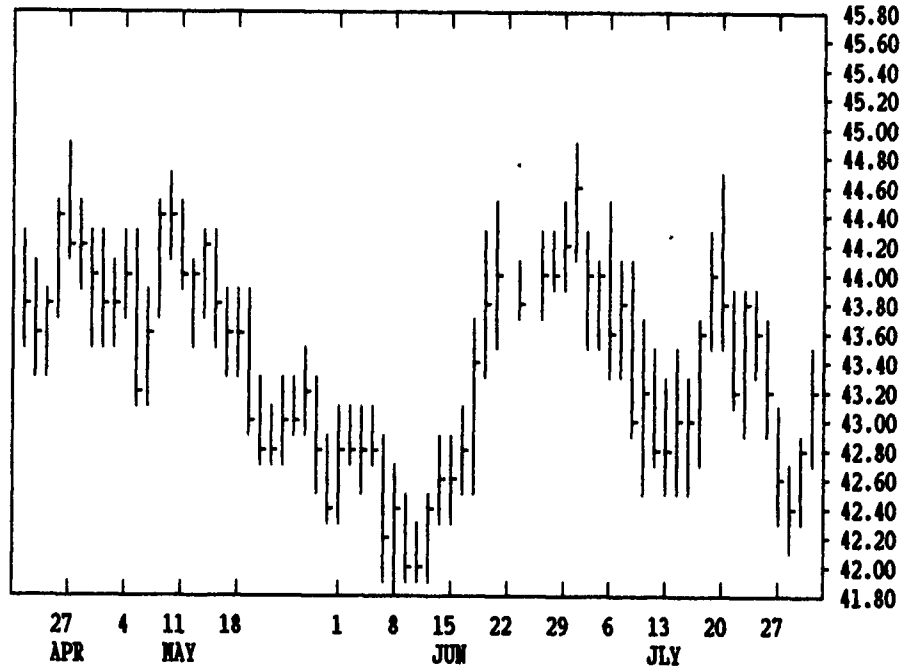
GRAIN, CATTLE AND HOG FUTURES MARKETS

From DTN farmer satellite daily update. Service phone: (717) 731-1520

(Closing bids: Thursday, July 30)

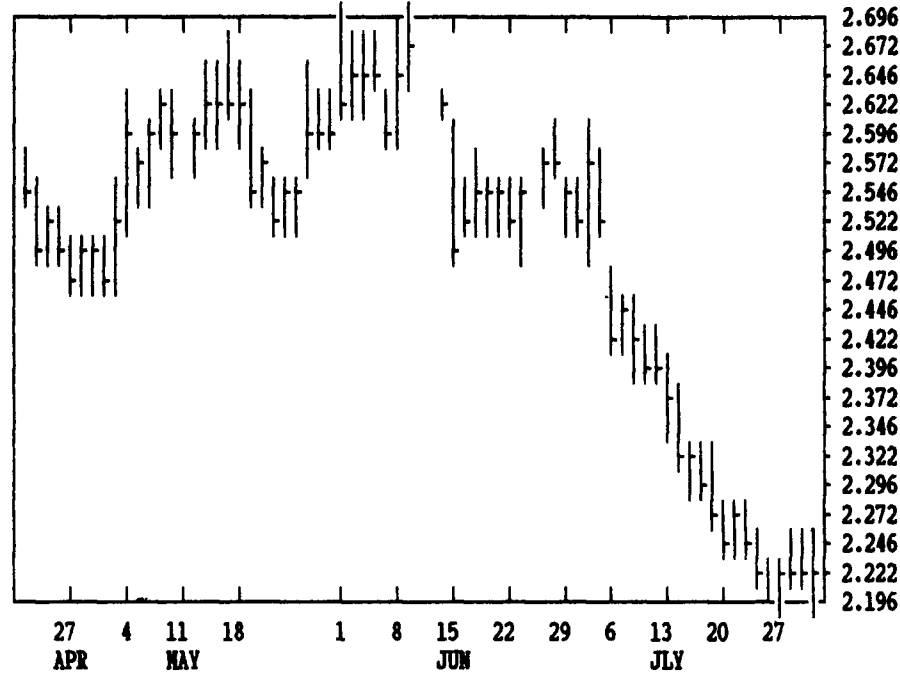
DTN LIVESTOCK 17 AUGUST HOGS

CONTRACT HIGH: 46.85 LOW: 41.80



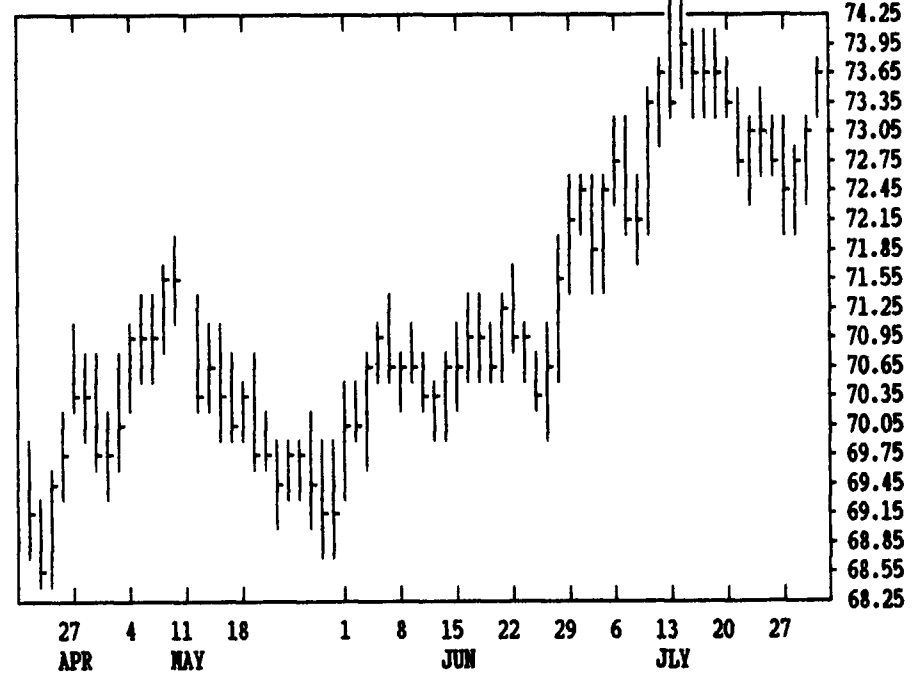
DTN GRAINS 16 SEPTEMBER CORN

CONTRACT HIGH: 2.794 LOW: 2.196



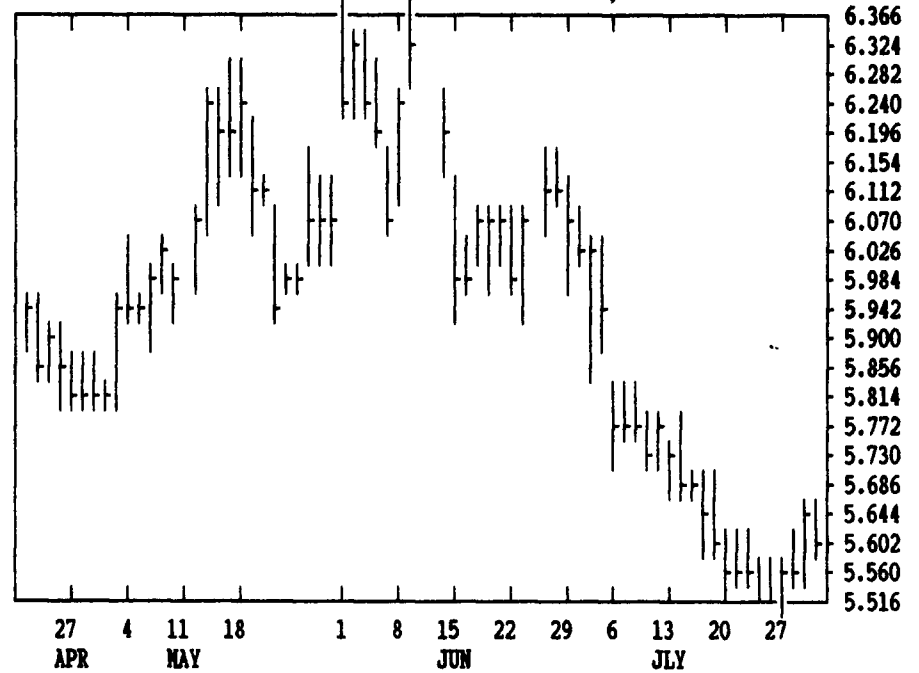
DTN LIVESTOCK 18 AUG LIVE CATTLE

CONTRACT HIGH: 74.25 LOW: 65.90



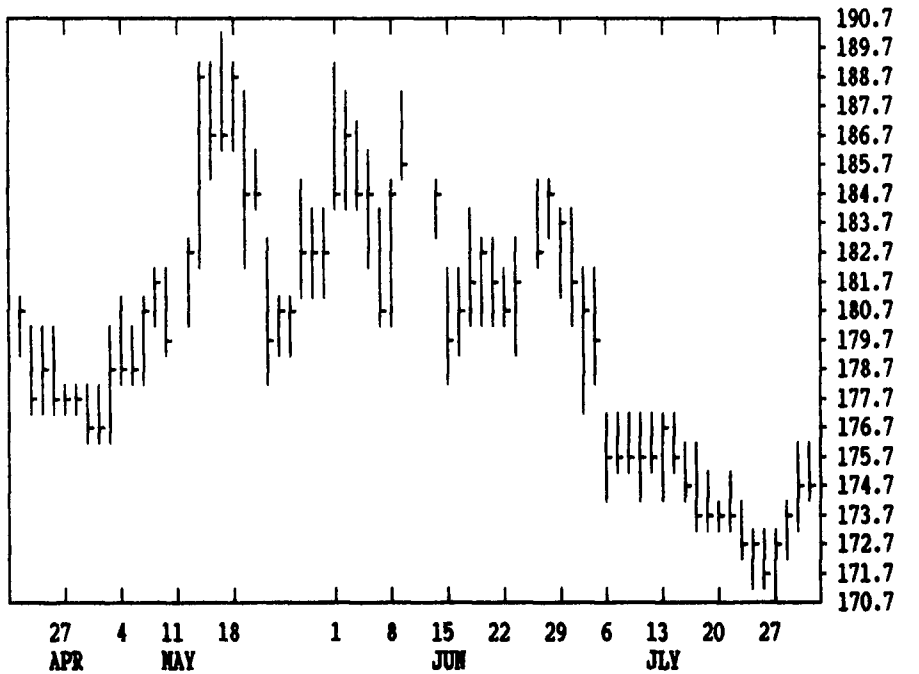
DTN GRAINS 21 AUGUST SOYBEANS

CONTRACT HIGH: 6.600 LOW: 5.516



DTN GRAINS 23 AUGUST SOY MEAL

CONTRACT HIGH: 190.0 LOW: 170.9



DTN FUTURES 12 07/30/92		TECHNICAL POINTS				SLOW STOCHASTIC						
PRICES ARE DECIMAL		MOVING AVERAGES				RSI'S						
CONTRACT	CLOSE	4-DAY	9-DAY	18-DAY	45-DAY	9DAY	14DAY	30DAY	%K	%D	%K	%D
WHEAT SEP	323.50	331.31	335.78	338.50	350.92	21.1	27.5	35.2	10	14	6	13
WHEAT DEC	334.25	340.81	345.19	348.00	359.70	20.8	27.6	36.5	13	16	8	14
KCWHT SEP	317.75	323.12	328.31	332.97	348.83	16.5	23.1	32.8	7	7	3	5
KCWHT DEC	327.50	333.12	338.08	342.58	357.99	16.2	23.1	33.1	9	10	4	5
HWHT SEP	317.00	321.75	326.94	331.43	347.03	15.6	22.9	33.1	16	11	5	7
CORN SEP	221.75	222.75	223.86	230.44	247.42	22.2	24.8	32.0	49	41	6	4
CORN DEC	224.75	226.44	227.78	233.57	251.00	18.4	23.3	32.6	35	33	5	4
CORN MAR	233.25	234.87	236.25	241.82	258.59	18.1	23.2	32.8	34	34	5	4
OATS SEP	130.75	131.25	130.97	131.58	136.19	43.9	43.6	43.1	49	54	44	39
BEANS AUG	560.75	559.62	557.72	564.85	592.83	39.6	36.7	40.2	76	64	12	6
BEANS SEP	560.75	560.06	558.33	566.21	596.09	37.9	35.7	39.7	78	64	12	6
BEANS NOV	560.00	561.56	560.97	570.03	601.83	32.8	32.3	37.8	71	58	10	6
NEAL AUG	175.30	174.15	173.64	174.64	179.59	51.7	44.9	44.7	84	62	18	9
ENOIL AUG	18.62	18.80	18.86	19.21	20.42	25.4	27.8	36.0	32	32	5	6
CATTLE AUG	73.75	73.05	73.09	73.25	71.90	62.8	61.2	59.4	79	53	54	61
CATTLE OCT	73.78	72.96	72.91	73.04	71.66	70.9	67.6	63.3	73	50	58	60
FCTL AUG	83.63	83.12	82.55	82.07	79.44	82.7	79.8	73.6	75	68	88	86
HOGS AUG	43.15	42.74	43.18	43.25	43.24	48.7	48.3	48.2	40	26	22	30
HOGS OCT	38.12	37.96	38.40	38.56	39.13	40.4	40.9	41.9	23	13	12	17
PKBLS AUG	31.78	29.86	29.49	28.67	29.49	70.1	63.4	53.7	85	67	68	58

LIVE CATTLE				FEEDER CATTLE				LIVE HOGS						
	HIGH	LOW	LAST	CHG		HIGH	LOW	LAST	CHG		HIGH	LOW	LAST	CHG
AUG	7382	7330	7375*	+57	AUG	8367	8305	8362*	+35	AUG	4335	4292	4315*	+35
OCT	7390	7312	7377*	+82	SEP	8270	8195	8265*	+62	OCT	3825	3800	3812*	+20
DEC	7227	7162	7217*	+60	OCT	8197	8130	8192*	+55	DEC	4015	3992	3997*	+17
FEB	7160	7105	7157*	+40	NOV	8220	8160	8217*	+72	FEB	4110	4085	4100*	+17
APR	7277	7235	7277*	+32	JAN	8117	8065	8117*	+47	APR	3980	3955	3980*	+12
JUN	6985	6950	6977*	+27	MAR	7950	7895	7950*	+55	JUN	4535	4510	4510*	-5
AUG	6860	6830	6830*	+7	APR	7880	7845	7880*	+40	JUL	4520	4495	4495*	0
OCT					MAY	7770	7742	7770*	+47	AUG	4330	4330	4330*	+5

SWISS FRANC				EURODOLLAR				PORK BELLIES						
SEP	7596	7530	7543a	+13	SEP	9652	9648	9650*	-2	AUG	3195	3030	3177*	+172
DEC			7440a	+3	DEC	9617	9610	9614*	-3	FEB	4047	3955	4007*	+42
MAR			7550a+195		MAR	9611	9604	9607*	-5	MAR	4010	3920	3980*	+37
BRITISH POUND				JUN				MAY						
SEP	19118	19044	19070a	+18	SEP	9540	9530	9533*	-9	JUL	4160	3940	3940*	-20
DEC	18744	18630	18742*	+8	DEC	9482	9469	9472*	-12	AUG	4000	4000	4000*	+40
MAR			18250b-212		S&P 500 INDEX				GERMAN MARK					
JAPANESE YEN				SEP				SEP						
SEP	7865	7826	7854a	+27	DEC	42470	42225	42410*	+75	DEC	6600	6598	6598a	+4
DEC			7768b	-50	MAR	42540	42290	42475*	+75	MAR	6502	6470	6502*	+3
MAR	7820	7817	7820*	+12	JUN	42625	42380	42560*	+80	JUN	6417	6414	6417*	+3

CORN				CHICAGO WHEAT				K.C. WHEAT						
SEP	2250	2214	2216*	-20	SEP	3314	3224	3234*	-72	SEP	3226	3160	3176*	-44
DEC	2280	2244	2246*	-22	DEC	3406	3320	3342*	-52	DEC	3326	3254	3274*	-44
MAR	2362	2330	2332*	-20	MAR	3446	3372	3382*	-46	MAR	3374	3304	3320*	-50
MAY	2412	2384	2384*	-16	MAY	3390	3330	3340*	-40	MAY	3340	3290	3290*	-34
JUL	2444	2420	2422*	-16	JUL	3194	3142	3160*	-34	JUL	3184	3144	3144*	-54
SEP	2440	2422	2422*	-16	SEP	3210	3210	3210*	-34	MINN WHEAT				
DEC	2454	2440	2440*	-14	OATS				SEP					
MAR					SEP	1316	1302	1306*	-6	DEC	3296	3224	3250*	-42
MAY					DEC	1382	1362	1366*	-12	MAR	3376	3300	3326*	-50
SOYBEANS				MAY				MAY						
AUG	5664	5602	5606*	-36	MAY	1444	1444	1444*	-12	JUL	3300	3300	3300*	0
SEP	5664	5602	5606*	-36	SOYBEAN MEAL				SOYBEAN OIL					
NOV	5680	5590	5600*	-62	AUG	1758	1749	1753*	+1	AUG	1890	1860	1862*	-24
JAN	5754	5670	5672*	-66	SEP	1769	1760	1764*	+1	SEP	1910	1879	1884*	-21
MAR	5832	5750	5754*	-62	OCT	1933	1925	1926*	0	OCT	1927	1897	1900*	-20
MAY	5900	5814	5816*	-60	DEC	1925	1913	1917*	0	DEC	1958	1926	1933*	-19
JUL	5944	5854	5862*	-56	JAN	1919	1908	1911*	-4	JAN	1973	1945	1947*	-17
AUG	5924	5864	5864*	-52	MAR	1912	1901	1906*	-3	MAR	2003	1975	1975*	-19
SEP	5800	5800	5800*	-70	MAY	1900	1890	1893*	-3	MAY	2030	2001	2004*	-19
NOV	5860	5800	5806*	-30	JUL	1905	1895	1897*	-3	JUL	2030	2030	2030*	-20