

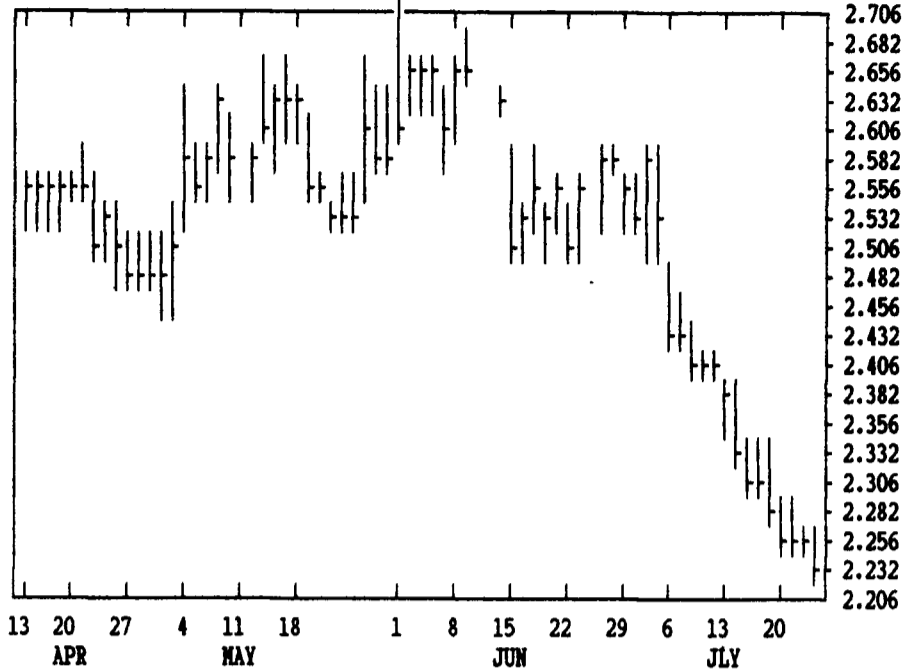
GRAIN, CATTLE AND HOG FUTURES MARKETS

From DTN farmer satellite daily update. Service phone: (717) 731-1520

(Closing bids: Thursday, July 23)

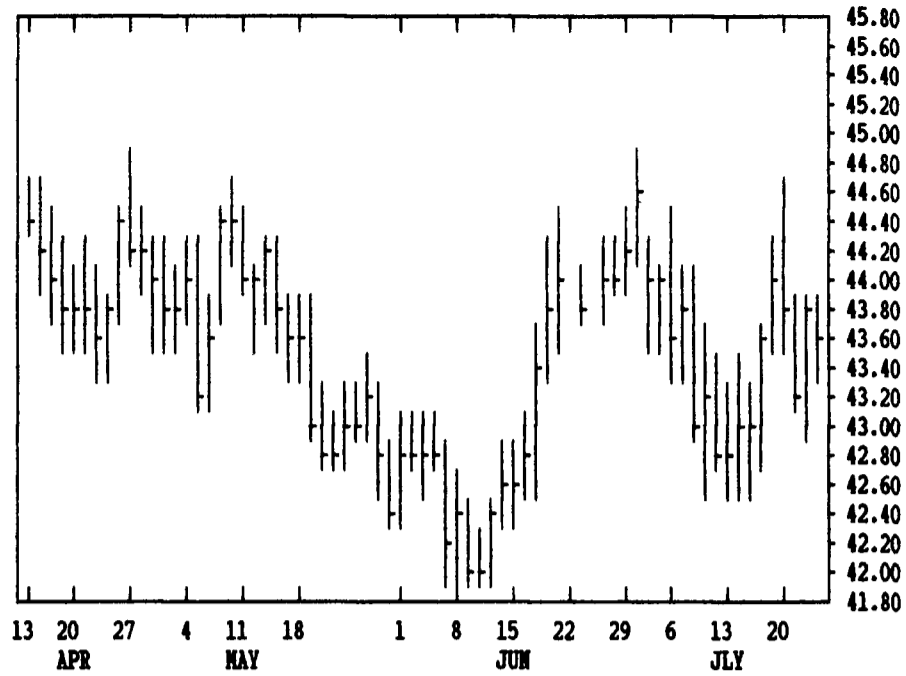
DTN GRAINS 16 SEPTEMBER CORN

CONTRACT HIGH: 2.794 LOW: 2.232



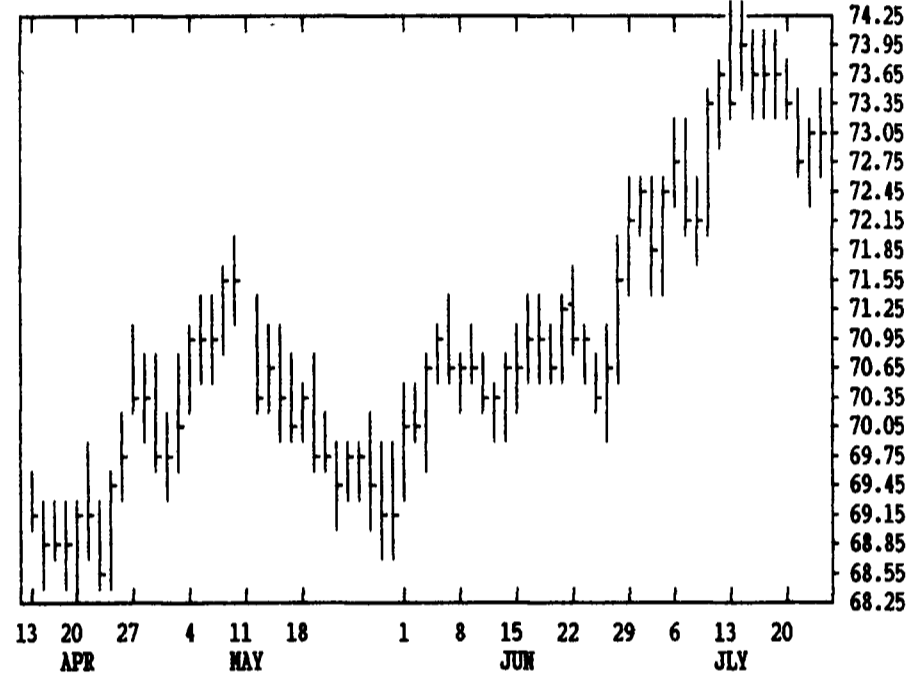
DTN LIVESTOCK 17 AUGUST HOGS

CONTRACT HIGH: 46.85 LOW: 41.80



DTN LIVESTOCK 18 AUG LIVE CATTLE

CONTRACT HIGH: 74.25 LOW: 65.90



DTN FUTURES

12 07/17/92

TECHNICAL COMMENTS

	Past Week's(7/13-7/17)			Last Month's(JUNE)		Current	
	High	Low	Close	High	Low	Support	Resistance
Spot WHEAT	3.53	3.34	3.485	3.77	3.45	3.30	3.60
SEP WHEAT	3.50	3.3425	3.46	3.80	3.4875	3.20	3.57
Spot KCWHT	3.3975	3.31	3.355	3.80	3.485	3.23	3.55
SEP KCWHT	3.42	3.325	3.3775	3.81	3.515	3.28	3.50
Spot NGEWT	3.76	3.63	3.73	3.95	3.68	3.55	3.82
SEP CORN	2.4325	2.28	2.2875	2.665	2.46	2.23	2.46
Spot CORN	2.40	2.2875	2.29	2.71	2.505	2.185	2.49
Dec Corn	2.4025	2.325	2.3275	2.7425	2.5325	2.155	2.49
Spot Beans	5.74	5.585	5.585	6.37	5.905	5.18	5.91
Aug Beans	5.7625	5.60	5.605	6.385	5.94	5.48	5.88
Nov Beans	5.83	5.6525	5.6975	6.51	6.05	5.59	5.95
Spot meal	176.70	173.10	173.20	188.30	177.50	169.70	177.25
Spot BMOIL	19.70	18.87	18.87	22.29	20.28	18.20	20.26
Spot Livct	74.25	73.50	73.825	72.50	69.60	71.70	75.00
Oct Livct	73.75	72.95	73.55	72.40	68.95	71.10	74.35
Spot FEDCT	82.77	81.60	82.37	79.735	74.935	78.66	83.71
Spot Livbg	46.135	44.80	45.97	47.40	44.15	43.14	47.50
Aug Livbg	44.20	42.625	44.10	44.75	42.00	42.00	45.65
Spot PKBLS	33.42	30.035	33.42	34.225	30.50	29.50	33.89

LIVE CATTLE

FEEDEr CATTLE

LIVE HOGS

	HIGH	LOW	LAST	CHG		HIGH	LOW	LAST	CHG		HIGH	LOW	LAST	CHG
AUG	7330	7282	7317*	+10	AUG	8230	8185	8215*	+12	JLY	4595	4540	4585*	-12
OCT	7280	7252	7270*	-5	SEP	8090	8045	8085*	+5	AUG	4382	4340	4372*	-2
DEC	7132	7095	7120*	0	OCT	8005	7965	7990*	+15	OCT	3897	3862	3867*	-7
FEB	7080	7040	7067*	+10	NOV	8040	8010	8025*	+15	DEC	4015	3985	4002*	-7
APR	7180	7155	7180*	+7	JAN	7970	7945	7960*	+10	FEB	4130	4100	4107*	-2
JUN	6905	6890	6895*	0	MAR	7825	7800	7825*	0	APR	3982	3960	3982*	0
AUG	6797	6785	6785*	+5	APR	7750	7735	7750*	+20	JUN	4535	4520	4532*	-2
OCT					MAY	7650	7650	7650*	0	JLY	4510	4510	4510*	-10

SWISS FRANC

EURODOLLAR

PORK BELLIES

SEP	7565	7533	7536a	-2	SEP	9654	9651	9653*	0	JLY	3370	3130	3365*	+185
DEC			7640a	+197	DEC	9618	9608	9617*	+7	AUG	2975	2840	2962*	+97
MAR	7370	7340	7360*	+12	MAR	9614	9604	9613*	+7	FEB	3990	3795	3875*	+70
SEP	18964	18944	19010a	+56	JUN	9585	9573	9584*	+8	MAR	3955	3755	3895*	+82
DEC			18450b-194		SEP	9548	9537	9548*	+8	MAY	4060	3900	3995*	+90
MAR			18220b-144		DEC	9491	9477	9490*	+10	JLY	3980	3820	3820*	0
SEP	7891	7839	7849a	-25	SEP	41220	40930	41200*	+165	SEP	6690	664	6680a	+5
DEC			7963a+101		DEC	41260	40970	41240*	+165	DEC			6675a+102	
MAR	7868	7862	7862*	-6	MAR	41310	41050	41305*	+160	MAR	6481	6480	6481*	+10
					JUN	41440	41150	41405*	+165	JUN	6400	6390	6400*	+10

CORN

CHICAGO WHEAT

K.C. WHEAT

	HIGH	LOW	LAST	CHG		HIGH	LOW	LAST	CHG		HIGH	LOW	LAST	CHG
SEP	2256	2232	2234*	-22	SEP	3410	3360	3370*	-36	SEP	3340	3290	3292*	-50
DEC	2302	2272	2276*	-22	DEC	3514	3452	3466*	-40	DEC	3436	3386	3390*	-50
MAR	2386	2362	2364*	-20	MAR	3536	3490	3504*	-30	MAR	3466	3424	3426*	-34
MAY	2440	2420	2420*	-16	MAY	3440	3404	3410*	-32	MAY	3380	3354	3354*	-34
JLY	2480	2456	2462*	-16	JLY	3270	3220	3242*	-20	JLY	3230	3220	3220*	-20
SEP	2464	2452	2452*	-14	SEP	3294	3294	3294*	-14					
DEC	2466	2450	2452*	-10						SEP	3330	3280	3286*	-36
MAR					SEP	1330	1300	1316*	0	DEC	3410	3352	3360*	-46
MAY					DEC	1396	1366	1384*	-2	MAR	3460	3430	3436*	-42
					MAR	1440	1414	1424*	-6	MAY			3430*	-30
					MAY	1460	1460	1460*	-6	JLY			3350a	

SOYBEANS

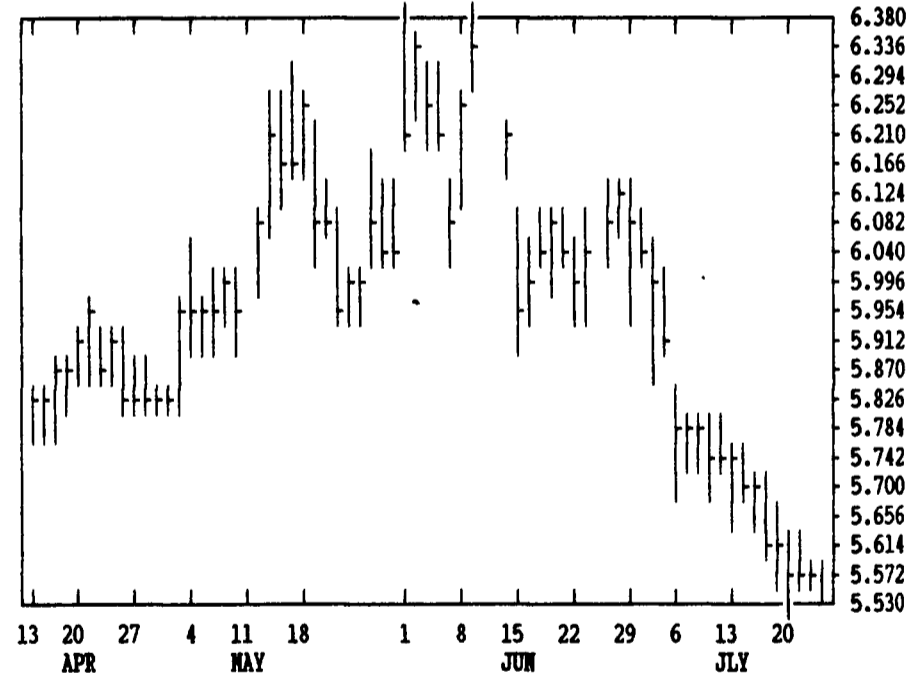
SOYBEAN NEAL

SOYBEAN OIL

AUG	5590	5530	5534*	-46	AUG	1732	1721	1725*	-8	AUG	1915	1886	1887*	-22
SEP	5600	5534	5536*	-52	SEP	1742	1731	1734*	-5	SEP	1931	1901	1902*	-20
NOV	5640	5570	5572*	-56	OCT	1914	1903	1907*	-7	OCT	1948	1919	1919*	-19
JAN	5716	5644	5646*	-60	DEC	1910	1895	1899*	-12	DEC	1978	1943	1946*	-26
MAR	5794	5730	5732*	-60	JAN	1906	1894	1894*	-13	JAN	1992	1962	1962*	-23
MAY	5864	5794	5796*	-64	MAR	1900	1893	1893*	-6	MAR	2020	1990	1993*	-22
JLY	5910	5830	5834*	-66	MAY	1892	1884	1884*	-8	MAY	2048	2018	2018*	-22
AUG	5870	5820	5820*	-64	JLY	1895	1890	1891*	+2	JLY	2040	2035	2038*	-20
SEP	5830	5800	5800*	-34										
NOV	5840	5800	5810*	-24										

DTN GRAINS 21 AUGUST SOYBEANS

CONTRACT HIGH: 6.600 LOW: 5.530



DTN GRAINS 23 AUGUST SOY MEAL

CONTRACT HIGH: 190.0 LOW: 170.9

