GRAIN, CATTLE AND HOG FUTURES MARKETS

From DTN farmer satellite daily update. Service phone: (717) 731-1520

(Closing bids: Thursday, July 9)

DTN GRAINS 16 SEPTEMBER CORN CONTRACT HIGH: 2.794 LOW: 2.364

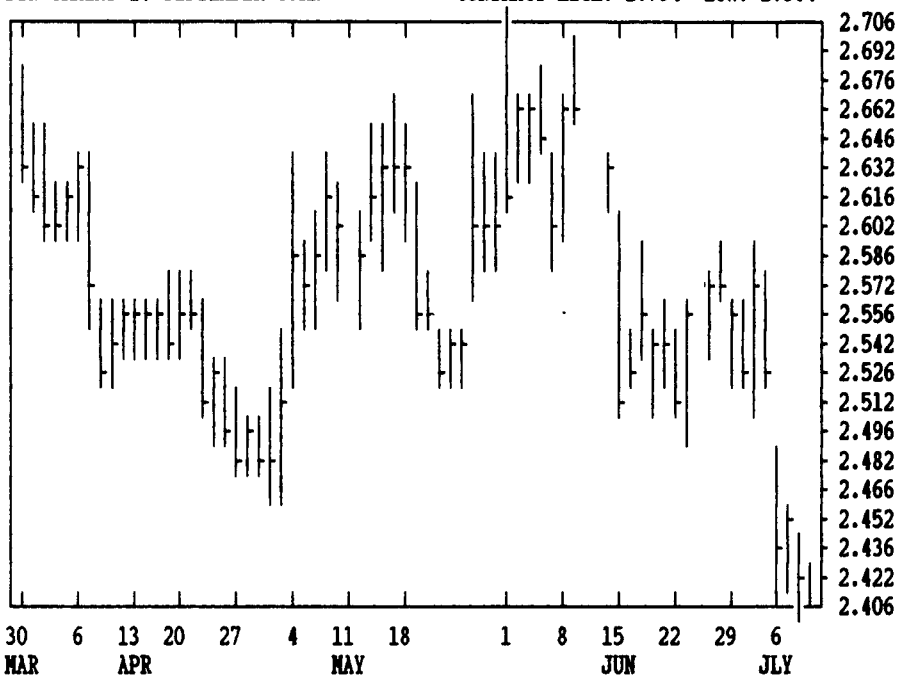

DTN FUTURES 12 07/09/92 TECHNICAL POINTS

PRICES ARE DECIMAL

CONTRACT		CLOSE	4-DAY	9-DAY	18-DAY	45-DAY	9DAY	14DAY	30DAY	SLOW STOCHASTIC 5 DAY %K	5 DAY %D	20 DAY %K	20 DAY %D
		MOVING AVERAGES					RSI'S						
WHEAT	JLY	335.75	337.12	342.17	347.46	354.50	31.0	34.7	40.5	36	26	10	8
WHEAT	SEP	338.00	339.50	345.00	350.58	358.31	28.3	32.6	39.5	35	27	10	9
KC WHT	JLY	335.00	337.19	343.58	348.06	356.54	26.4	31.7	39.3	11	10	3	5
KC WHT	SEP	336.25	338.25	345.03	350.51	359.19	26.0	31.2	38.9	16	13	4	5
MN WHT	JLY	362.50	369.69	372.86	374.61	376.62	33.2	37.7	43.8	40	45	16	22
CORN	JLY	242.25	243.25	247.56	248.90	255.44	32.2	35.9	40.0	16	19	10	17
CORN	SEP	241.25	243.06	250.03	252.19	257.91	29.0	33.7	39.6	7	9	6	15
CORN	DEC	243.00	245.00	253.61	256.00	260.74	27.6	33.2	40.2	6	8	7	20
OATS	JLY	131.00	126.69	127.36	129.72	136.78	51.9	48.2	45.9	66	42	16	12
BEANS	JLY	569.75	573.62	588.44	594.57	604.58	23.3	31.4	40.7	8	11	6	15
BEANS	AUG	573.50	577.19	592.33	598.31	608.14	23.4	31.3	40.6	15	17	9	18
BEANS	NOV	581.50	585.81	603.11	609.46	619.46	23.6	31.1	40.2	11	12	7	17
MEAL	JLY	175.40	175.35	178.53	179.74	181.92	29.7	36.1	43.4	19	18	13	22
BNOIL	JLY	19.74	19.78	20.23	20.46	20.90	26.3	32.9	41.9	14	14	6	12
CATTLE	AUG	73.38	72.72	72.44	71.69	70.92	68.6	66.1	61.5	56	60	84	87
CATTLE	OCT	73.10	72.69	72.43	71.75	70.57	70.0	68.2	63.2	54	60	85	90
FCTL	AUG	81.32	80.67	79.95	79.12	77.23	79.9	77.4	70.1	80	81	93	93
HOGS	JLY	46.30	46.56	46.75	46.57	45.84	47.0	50.6	52.1	35	39	75	83
HOGS	AUG	43.33	43.45	43.89	43.77	43.38	44.1	46.9	49.0	25	22	57	72
PKBLS	JLY	30.97	30.71	30.83	31.61	33.38	44.9	43.1	43.3	56	55	26	23

LIVE CATTLE

	HIGH	LOW	LAST	CHG
AUG	7345	7220	7337*	+125
OCT	7322	7220	7310*	+87
DEC	7147	7040	7120*	+67
FEB	7080	6990	7050*	+57
APR	7220	7140	7205*	+57
JUN	6925	6907	6907*	+42
AUG	6800	6785	6787*	+20
OCT				

FEEDER CATTLE

	HIGH	LOW	LAST	CHG
AUG	8140	8022	8132*	+110
SEP	8002	7870	7997*	+115
OCT	7930	7810	7915*	+97
NOV	7960	7835	7937*	+102
JAN	7915	7825	7900*	+95
MAR	7780	7700	7780*	+90
APR	7725	7690	7700*	+75
MAY	7610	7610	7610*	+35

LIVE HOGS

	HIGH	LOW	LAST	CHG
JLY	4652	4600	4630*	+10
AUG	4370	4270	4332*	+32
OCT	3920	3850	3890*	+5
DEC	4010	3960	3960*	+10
FEB	4125	4090	4105*	+15
APR	4070	4040	4045*	+10
JUN	4615	4587	4595*	+7
JLY	4610	4600	4610*	0

SWISS FRANC

SEP	7292	7198	7246*	-145
DEC	7195	7100	7150*	-145
MAR		7030	7070*	-145

BRITISH POUND

SEP	18892	18700	18792*	-282
DEC	18620	18400	18508*	-280
MAR	18320	18190	18260*	-274

JAPANESE YEN

SEP	7958	7938	7971a	+24
DEC			8010a	+75
MAR	7960	7935	7935*	-69

EURODOLLAR

SEP	9646	9639	9645*	+4
DEC	9604	9594	9602*	+3
MAR	9597	9587	9596*	+3
JUN	9560	9551	9559*	+2
SEP	9513	9505	9512*	+1
DEC	9453	9446	9452*	+1

S&P 500 INDEX

SEP	41540	41075	41510*	+455
DEC	41590	41135	41570*	+455
MAR	41660	41600	41650*	+450
JUN	41810	41700	41730*	+420

PORK BELLIES

JLY	3110	3030	3097*	+87
AUG	2805	2730	2775*	+62
FEB	3740	3697	3732*	+65
MAR	3710	3670	3685*	+35
MAY	3810	3770	3810*	+40
JLY	3725	3725	3725*	+35

GERMAN MARK

SEP	6570	6520	6556a	+18
DEC	6486	6410	6442*	-108
MAR			6500a	+142
JUN	6386	6278	6278*	-108

CORN

	HIGH	LOW	LAST	CHG
JLY	2436	2416	2422*	-12
SEP	2420	2406	2412*	-6
DEC	2436	2422	2430*	-4
MAR	2514	2500	2510*	-2
MAY	2560	2550	2556*	-2
JLY	2600	2584	2596*	0
SEP	2564	2554	2554*	-14
DEC	2560	2540	2544*	-14
MAR				

SOYBEANS

JLY	5752	5694	5696*	-50
AUG	5796	5730	5734*	-52
SEP	5830	5750	5754*	-56
NOV	5896	5810	5814*	-60
JAN	5970	5892	5894*	-60
MAR	6060	5980	5984*	-60
MAY	6124	6060	6060*	-52
JLY	6150	6094	6096*	-54
AUG	6070	6070	6070*	-80
NOV	6044	5990	6000*	-32

CHICAGO WHEAT

	HIGH	LOW	LAST	CHG
JLY	3404	3354	3356*	-46
SEP	3430	3374	3380*	-46
DEC	3522	3480	3482*	-40
MAR	3544	3502	3502*	-40
MAY	3464	3430	3430*	-24
JLY	3300	3260	3270*	-14

OATS

JLY	1310	1266	1310*	+36
SEP	1314	1290	1312*	+14
DEC	1372	1356	1372*	+4
MAR	1416	1410	1416*	-4

SOYBEAN MEAL

JLY	1760	1748	1754*	-1
AUG	1766	1753	1758*	-3
SEP	1775	1760	1764*	-5
OCT	1937	1922	1931*	-1
DEC	1937	1920	1928*	-5
JAN	1940	1925	1930*	-6
MAR	1950	1936	1943*	-3
MAY	1955	1942	1943*	-12

K.C. WHEAT

	HIGH	LOW	LAST	CHG
JLY	3410	3350	3350*	-50
SEP	3414	3360	3362*	-46
DEC	3500	3454	3456*	-44
MAR	3524	3484	3484*	-40
MAY	3450	3434	3434*	-14

MINN WHEAT

JLY	3684	3624	3624*	-60
SEP	3380	3322	3324*	-54
DEC	3464	3414	3420*	-40
MAR	3520	3494	3510*	-34
MAY			3500*	-20

SOYBEAN OIL

JLY	1987	1971	1974*	-11
AUG	2001	1981	1984*	-12
SEP	2014	1995	2000*	-12
OCT	2028	2011	2014*	-12
DEC	2060	2040	2045*	-13
JAN	2065	2056	2056*	-15
MAR	2100	2083	2086*	-11
MAY	2120	2107	2111*	-9

DTN LIVESTOCK 17 AUGUST HOGS CONTRACT HIGH: 46.85 LOW: 41.80

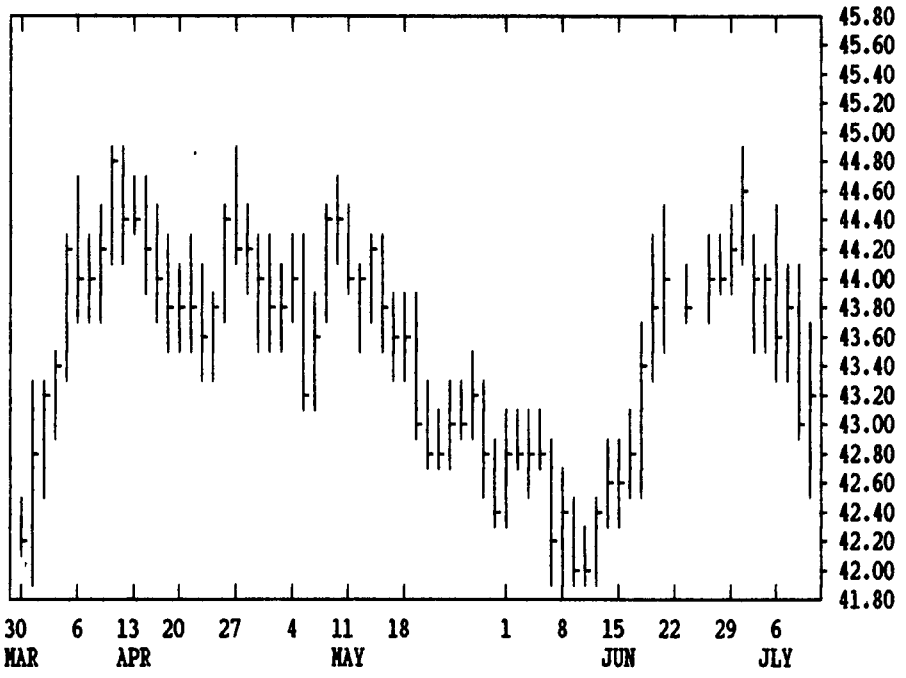

DTN LIVESTOCK 18 AUG LIVE CATTLE CONTRACT HIGH: 73.45 LOW: 65.90

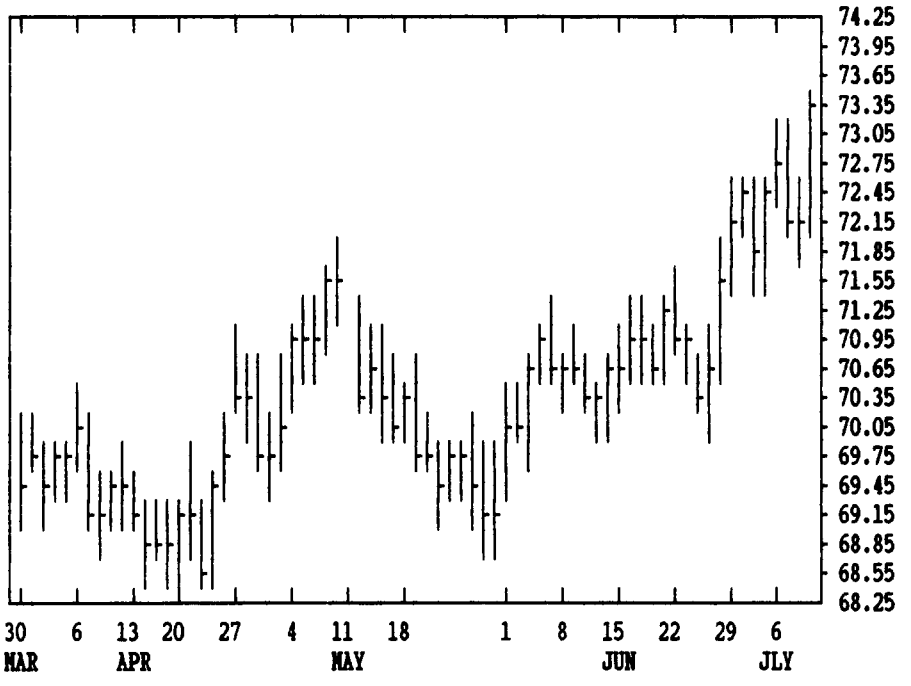

DTN GRAINS 21 AUGUST SOYBEANS CONTRACT HIGH: 6.600 LOW: 5.650

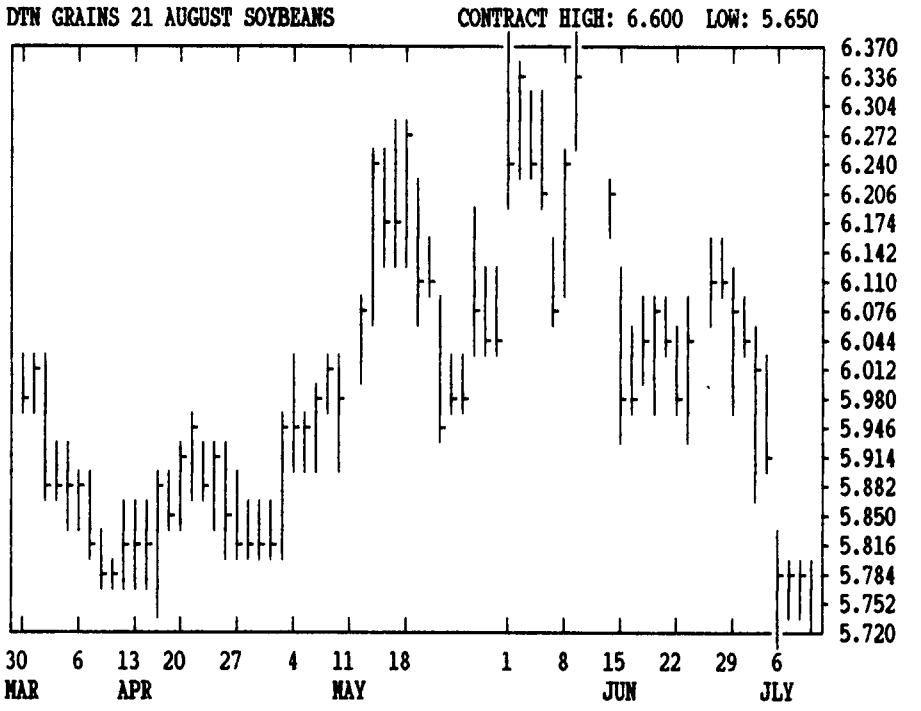
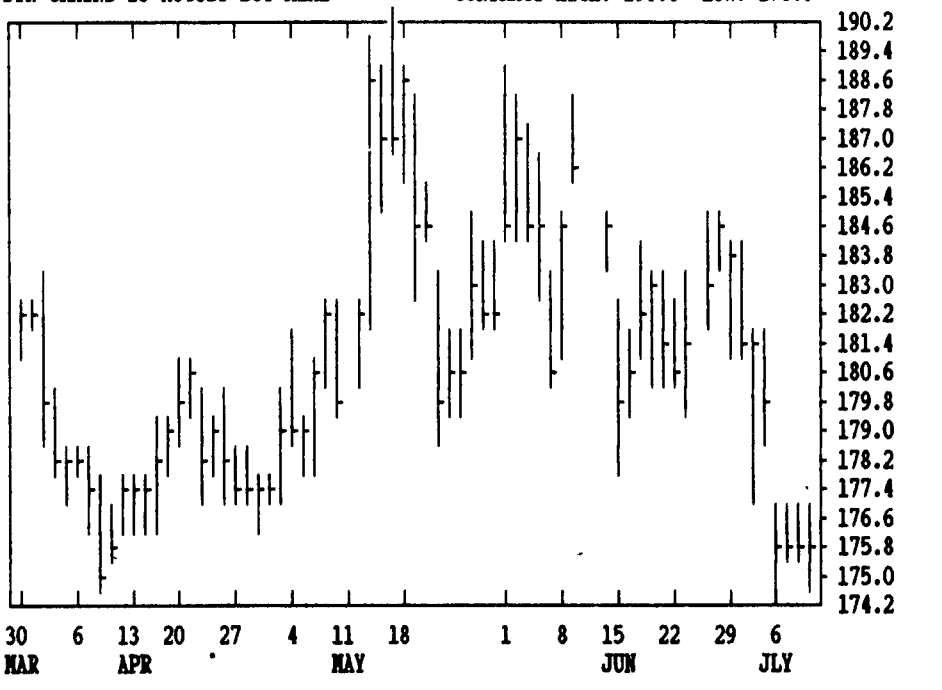
DTN GRAINS 23 AUGUST SOY MEAL CONTRACT HIGH: 190.0 LOW: 170.9