

ARE YOU SATISFIED WITH THE PERFORMANCE OF YOUR PRESSURE WASHER?

For On-Site Pressure Washer Service And Propane Gas Conversions You Need To call Binkley & Hurst Today! Call & Ask For Marty Or Jake Today!



BINKLEY & HURST BROS. INC.

133 Rothsville Station Rd. Lititz, PA 17543

(717) 626-4705

See Us For A Full Selection Of New & Used Pressure Washers.

GEHL

Introducing a new generation of Gehl skid loaders.

SL3725

35 gross hp gas engine
1,000 lb. SAE operating capacity

SL3825

33.5 gross hp diesel engine
1,000 lb. SAE operating capacity

SL4525

42 gross hp gas engine
1,250 lb. SAE operating capacity

SL4625

47 gross hp diesel engine
1,350 lb. SAE operating capacity

COME & SEE - JUST ARRIVED!

Also: **IN STOCK!**
New Model 3410 Diesel Just Arrived With New Style Paint Design

Gehl skid loaders have a long, well-earned reputation for ruggedness, reliability and unmatched serviceability. Our new "25 Series" generation of skid loaders enhances that proven performance with more muscle, more durability, additional convenience features and increased operator comfort.

The result the best skid loader value available today

Compare a Gehl skid loader to the competition. You'll quickly see that Gehl handles easier and performs better


- Gehl's exclusive T-bar hand controls give you outstanding maneuverability and precise bucket and drive control. Your hands control the entire operation
- A secondary operator restraint system provides protection and comfort.
- Self-leveling action keeps the load in the bucket (standard on SX, optional on other models)
- High capacity hydraulics provide extra power for operating hydraulic attachments. A wide variety of attachments are available to handle virtually any job

Gehl builds a full line of skid loaders to match your needs. Models range from 20 to 60 horsepower with SAE operating capacities from 750 to 2,050 pounds. And Gehl backs its loaders with strong parts and service support.


Once you've operated a versatile Gehl skid loader, you won't be satisfied with anything less. Ask your dealer for a test drive, today.

The new "25 Series" offers these advantages over the models they replace.

- More operating capacity.
- Stronger load arms.
- Increased dump height.
- Increased dump reach.
- Smoother control operation.
- Lower noise level.
- New systems monitoring.
- Enhanced operator comfort.



QUALITY GEHL BOX SPREADERS WITH LOTS OF FINE FEATURES



INCLUDING:

- Gehl-Tuff Flooring
- T-Bar Chains
- Galvanized Sides & Floor
- 10 Yr. Warranty On Sides & Floor

• These Sizes In Stock: MS 135-MS 205-MS 325-MS 425

Binkley & Hurst Bros., Inc. Is Your Place To Buy One Good Spreader For A Two-Spreader Farm

THE NEW 300 SERIES GEHL LINE OF QUALITY SCAVANGER SPREADERS



The Big Difference: A Square Auger

Fewer Moving Parts, Fewer Breakdowns

From Liquid To Stable Manure To Make Hauling A Pleasure

HANDLES ALL KINDS OF MANURE-LIQUID, SEMI-SOLID, PEN PACKED, EVEN FROZEN


The Most Popular Spreader On The Market Today!

SUPER DEALS ON QUALITY GEHL AT BINKLEY & HURST NOW!

CUT BIG HAY FIELDS DOWN TO SIZE!

2 YEAR WARRANTY

Gehl swing-frame mower conditioners are designed to cut your biggest hayfields down to size. Gehl swing-frames give you the capacity and maneuverability of a self-propelled mower conditioner at a pull-type price. Gehl also makes conventional sicklebar models as well as disc mower conditioners.




GEHL


Investing today in the future of agriculture

IN STOCK! Ready To Cut Gehl Model 2240, 12'3" Cutting Width Mower Conditioner, Swing-Frame

Quality Is Good And The Price Is Right!



One Only Gehl MX170 GRINDER MIXER 135 Bushel With Self-Contained Hydraulic Drive System & Scales.



WE HAVE A SUPER DEAL ON THIS NEW GEHL 4610 SKID LOADER!

42 HP with 65" Bucket, Lift-Up Gauge Cage For Easy Service.

Let's Get Together Now!

BINKLEY & HURST BROS. INC.

133 Rothsville Station Rd. Lititz, PA 17543 (717) 626-4705

1-800-IT PAYS U



Machinery Sales: M-F 7 to 5 Sat. 7 to 11:30
Extended Parts Dept. Hours: Sun. Closed - Lord's Day Mon.-Tues.-Thurs.-Fri. 7:00 AM - 8:00 PM Wed. 7:00-5:00 Sat. 7:00-11:30

After Hours Emergency Parts Call: (717) 626-0885 (717) 626-5159 (717) 859-8768

BINKLEY & HURST BROS. INC. AND KINZE ARE YOUR PARTNERS TO QUALITY GRAIN TRANSPORT!

Roll On!

Big-Capacity, High-Flotation KINZE Wagons ... The Quality Force In Moving Grain!

- Big 625 to 970 bushel capacity wagons. Unloading speeds up to 290 bushels per minute!
- Outstanding flotation and maneuverability, on wheels, Sof-Traks or load-equalizing dual wheels.
- Heaviest-built frames, axles, spindles/hubs, undercarriages, gearboxes, chains in the field! Strongest driveline in the industry!
- Exclusive over-center lock systems, plus unique linkage for smoother folding/unfolding.
- Easy to maintain and service. Highest quality components and parts.



THE QUALITY FORCE IN MOVING GRAIN KINZE



640 & 840 WHEEL MODELS 625 & 825 bushel capacities 210 & 290 bu/min unloading capacity
640 & 840 SOF-TRAK MODELS 625 & 825 bushel capacities 210 & 290-bu/min unloading capacity
840 & 1040 ROW CROP MODELS 810 & 970 bushel capacities 290-bu/min unloading capacity

450C CONVEYOR WAGON



Exclusive! KINZE Grain Conveyor Wagon

Fewer Parts! Fewer Problems! Fewer Dollars!

- Big 490 bushel capacity! Fast unloading speeds! 175 bu/min!* Also capable of convenient pit unloading.
- Outstanding flotation and single axle maneuverability.
- Low maintenance! Hydraulic drive and fold design means fewer moving parts. No PTO requirement.
- Heaviest-built frame, axle, spindles/hubs, undercarriage in its class! Yet, it's very cost effective on a per bushel basis
- Exclusive and dependable over-center linkage creates a positive lock during the unloading operation.
- Easy to maintain and service. Highest quality components and parts.

* measured at minimum hydraulic flow of 18 gpm and 1800 psi

THE QUALITY FORCE IN MOVING GRAIN KINZE

SEE US FOR MODELS IN STOCK & AVAILABLE NOW!

BINKLEY & HURST BROS. INC.

133 Rothsville Station Rd. Lititz, PA 17543 (717) 626-4705

1-800-IT PAYS U



Machinery Sales: M-F 7 to 5 Sat. 7 to 11:30
Extended Parts Dept. Hours: Sun. Closed - Lord's Day Mon.-Tues.-Thurs.-Fri. 7:00 AM - 8:00 PM Wed. 7:00-5:00 Sat. 7:00-11:30

After Hours Emergency Parts Call: (717) 626-0885 (717) 626-5159 (717) 859-8768