

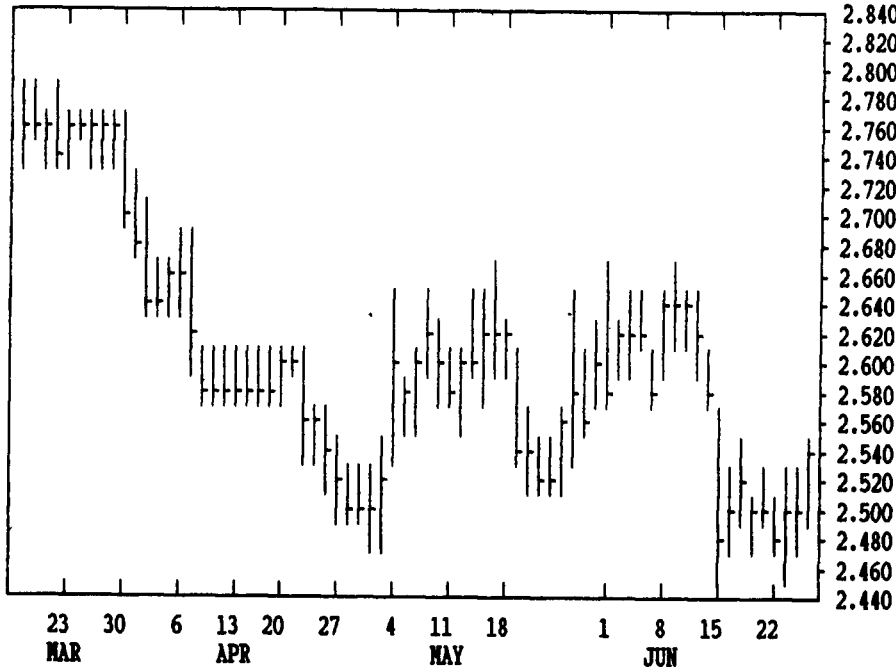
GRAIN, CATTLE AND HOG FUTURES MARKETS

From DTN farmer satellite daily update. Service phone: (717) 731-1520

(Closing bids: Thursday, June 25)

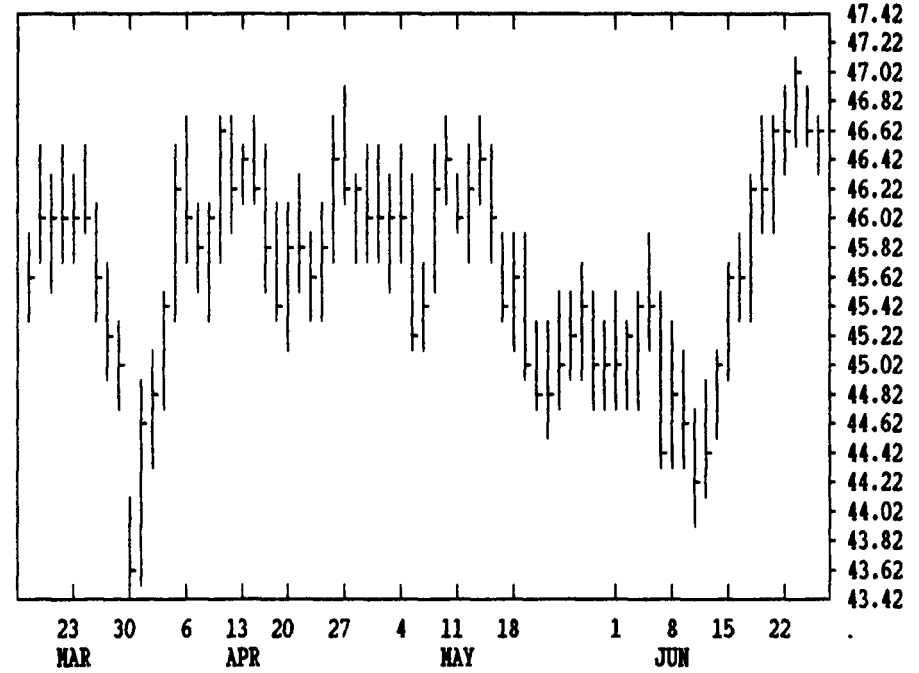
DTN GRAINS 16 JULY CORN

CONTRACT HIGH: 2.850 LOW: 2.394



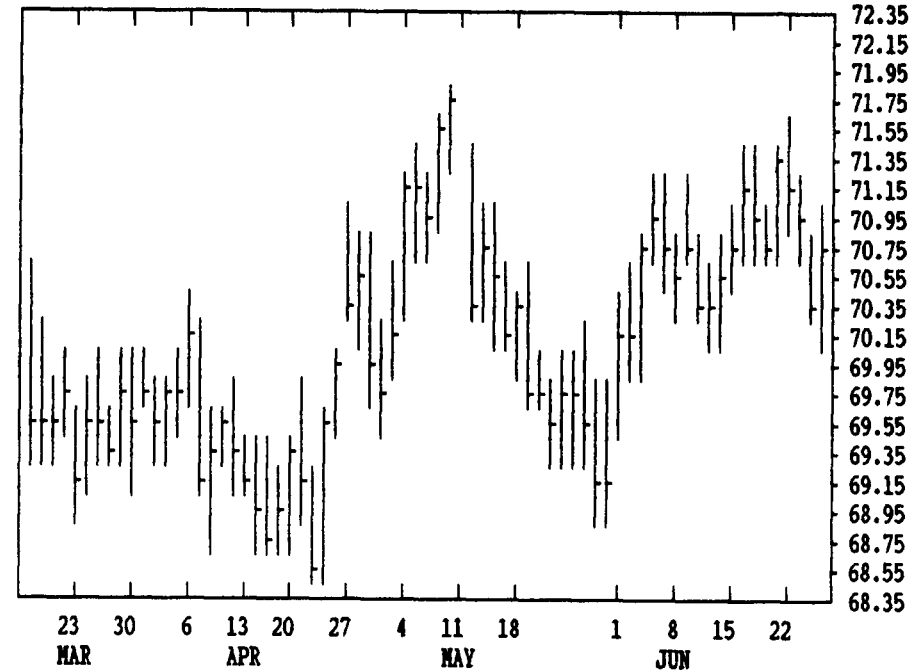
DTN LIVESTOCK 17 JULY HOGS

CONTRACT HIGH: 48.20 LOW: 43.05



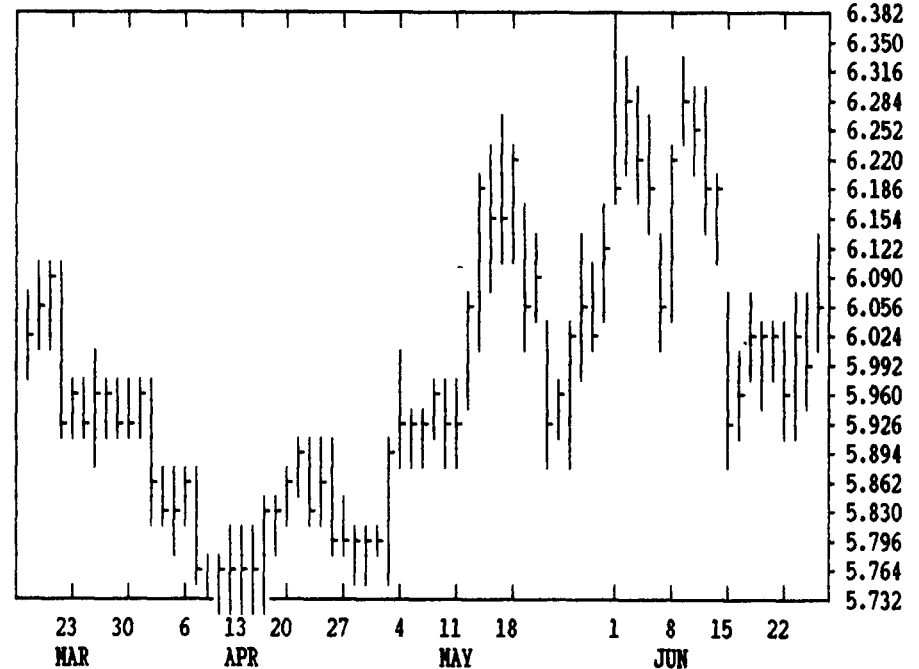
DTN LIVESTOCK 18 AUG LIVE CATTLE

CONTRACT HIGH: 72.60 LOW: 65.90



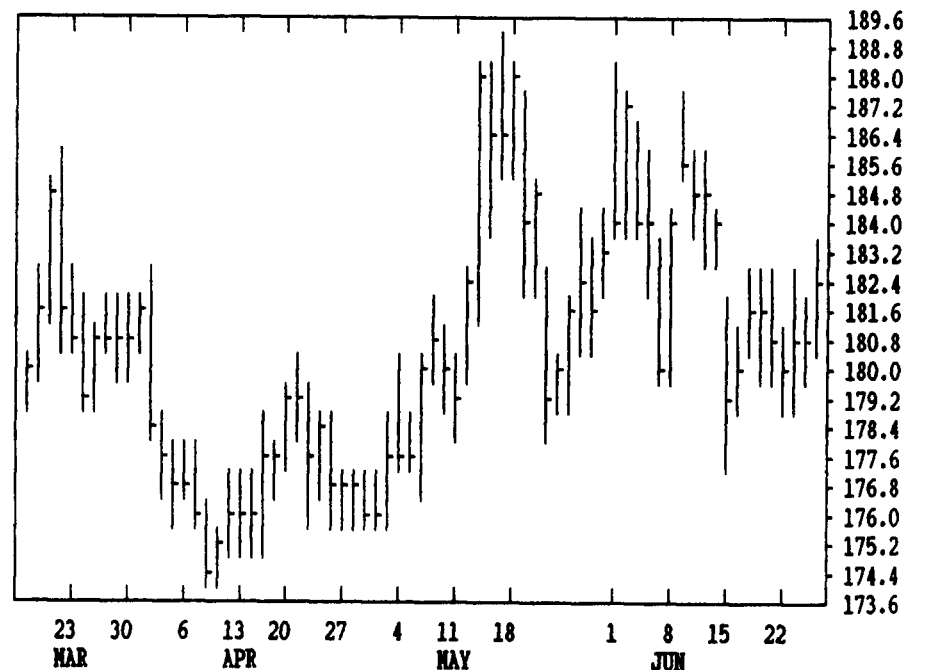
DTN GRAINS 21 JULY SOYBEANS

CONTRACT HIGH: 6.680 LOW: 5.540



DTN GRAINS 23 JULY SOY MEAL

CONTRACT HIGH: 196.0 LOW: 166.0



DTN FUTURES 12 06/25/92		TECHNICAL POINTS					SLOW STOCHASTIC			
PRICES ARE DECIMAL		MOVING AVERAGES			RSI'S		5 DAY		20 DAY	
CONTRACT	CLOSE	4-DAY	9-DAY	18-DAY	45-DAY	9DAY	14DAY	30DAY	%K	%D
WHEAT JLY	349.75	351.06	352.75	359.69	358.80	38.6	42.2	46.0	14	26
WHEAT SEP	353.75	355.19	356.17	363.53	362.80	38.2	41.9	45.9	20	34
KC WHT JLY	351.75	352.06	352.53	360.60	360.04	41.1	43.2	46.2	15	30
KC WHT SEP	355.00	355.69	356.00	363.29	362.93	41.0	43.4	46.3	19	36
MIN WHT JLY	378.50	377.81	376.36	380.61	375.79	50.7	51.1	51.3	33	51
CORN JLY	253.50	250.62	250.25	256.21	256.70	48.8	47.1	46.4	73	53
CORN SEP	257.75	254.81	254.36	259.86	258.31	50.2	49.0	48.7	72	51
CORN DEC	262.50	259.38	258.39	263.62	260.40	52.2	51.1	50.8	82	66
OATS JLY	133.00	131.37	132.08	137.10	140.43	44.3	44.0	44.6	61	44
BEANS JLY	608.00	601.56	600.69	611.08	603.85	51.5	51.0	51.9	74	62
BEANS AUG	611.25	605.00	604.28	614.56	607.39	51.4	50.8	51.8	72	60
BEANS NOV	623.50	616.25	615.81	626.12	618.73	52.0	51.2	52.0	71	57
NEAL JLY	182.60	181.10	180.94	182.63	181.64	52.8	51.6	51.9	65	52
BWOIL JLY	20.83	20.70	20.68	21.25	20.84	45.8	47.4	50.7	60	52
CATTLE AUG	70.73	70.81	70.95	70.78	70.49	49.9	51.5	53.0	25	37
CATTLE OCT	71.15	71.14	71.08	70.51	70.07	60.0	59.6	57.3	40	55
FCTL AUG	78.40	78.38	78.29	77.45	76.39	70.2	68.3	62.4	58	63
HOGS JLY	46.70	46.77	46.39	45.64	45.70	67.4	62.5	56.5	79	85
HOGS AUG	44.10	44.00	43.66	43.07	43.40	71.0	63.5	55.3	62	71
PKBLS JLY	31.85	32.12	32.39	32.50	34.19	42.2	42.5	43.7	21	39

CORN				CHICAGO WHEAT				K.C. WHEAT				
MONTH	HIGH	LOW	LAST CHG	MONTH	HIGH	LOW	LAST CHG	MONTH	HIGH	LOW	LAST CHG	
JLY	2540	2510	2534* +36	JLY	3544	3490	3496* +10	JLY	3544	3494	3516* +24	
SEP	2582	2550	2576* +40	SEP	3584	3524	3536* +4	SEP	3574	3530	3550* +20	
DEC	2632	2592	2624* +42	DEC	3674	3610	3626* +14	DEC	3660	3614	3630* +24	
MAR	2700	2666	2694* +42	MAR	3672	3612	3632* +14	MAR	3656	3632	3636* +32	
MAY	2732	2712	2722* +40	MAY	3530	3500	3500* +10	MAY	3542	3510	3542* +32	
JLY	2752	2740	2750* +42	JLY	3360	3314	3314* +14	MINN WHEAT				
SEP	2644	2644	2644* +34	OATS				JLY	3810	3770	3784* +26	
DEC	2606	2590	2606* +12	JLY	1346	1320	1330* +16	SEP	3550	3514	3522* +16	
MAR					SEP	1396	1364	1380* +22	DEC	3632	3600	3602* +16
				DEC	1454	1432	1434* +24	MAR	3660* +20			
				MAR	1504	1494	1494* +26	MAY	3630	3630	3630* +30	
SOYBEANS				SOYBEAN MEAL				SOYBEAN OIL				
JLY	6114	6034	6080* +86	JLY	1833	1813	1826* +19	JLY	2096	2070	2083* +17	
AUG	6150	6070	6112* +82	AUG	1845	1825	1833* +18	AUG	2114	2086	2104* +23	
SEP	6200	6114	6164* +100	SEP	1855	1833	1849* +24	SEP	2129	2102	2123* +22	
NOV	6270	6184	6234* +100	OCT	2025	1995	2010* +24	OCT	2142	2116	2137* +21	
JAN	6334	6270	6312* +96	DEC	2035	2000	2017* +28	DEC	2178	2150	2165* +19	
MAR	6410	6350	6380* +90	JAN	2031	2022	2027* +32	JAN	2185	2170	2178* +22	
MAY	6440	6384	6430* +94	MAR	2050	2020	2045* +35	MAR	2210	2185	2203* +23	
JLY	6454	6410	6444* +90	MAY	2055	2050	2055* +25	MAY	2235	2225	2230* +21	
AUG	6394	6394	6394* +70									
NOV	6064	6020	6046* +60									
LIVE CATTLE				FEEDER CATTLE				LIVE HOGS				
MONTH	HIGH	LOW	LAST CHG	MONTH	HIGH	LOW	LAST CHG	MONTH	HIGH	LOW	LAST CHG	
AUG	7097	7025	7072* +27	AUG	7845	7812	7840* +7	JLY	4672	4642	4670* 0	
OCT	7135	7067	7115* +32	SEP	7720	7685	7715* +5	AUG	4417	4380	4410* +15	
DEC	7042	6985	7025* +27	OCT	7652	7615	7642* +10	OCT	4000	3985	3990* -12	
FEB	7000	6955	7000* +50	NOV	7682	7640	7672* +27	DEC	4230	4192	4220* +17	
APR	7120	7070	7107* +45	JAN	7672	7632	7665* +30	FEB	4350	4325	4340* +7	
JUN	6850	6830	6842* +40	MAR	7600	7570	7595* +15	APR	4265	4250	4255* +10	
AUG	6730	6730	6730* +2	APR	7550	7535	7550* +15	JUN	4762	4755	4755* 0	
OCT					MAY	7460	7460	7460* +5	JLY	4745	4745	4745* +10
SWISS FRANC				EURODOLLAR				PORK BELLIES				
SEP	7137	7076	7136* +90	SEP	9602	9595	9600* +4	JLY	3197	3115	3185* +35	
DEC	7055	6994	7053* +88	DEC	9553	9546	9552* +8	AUG	2965	2885	2952* +20	
MAR	6986	6980	6986* +86	MAR	9545	9536	9542* +8	FEB	4040	3930	4030* +5	
BRITISH POUND				S&P 500 INDEX				GERMAN MARK				
SEP	18700	18604	18684* +144	SEP	9458	9450	9455* +9	MAY	4070	3990	4070* +20	
DEC	18450	18350	18422* +138	DEC	9400	9393	9398* +9	JLY	4020	4000	4020* -40	
MAR	18260	18150	18198* +130									
JAPANESE YEN												
SEP	8000	7942	7959a -15	SEP	40640	40230	40310* -135	SEP	6419	6405	6420a +6	
DEC	7970	7949	7950 -20	DEC	40725	40320	40390* -145	DEC	6326	6323	-3	
MAR				MAR	40840	40440	40505* -150	MAR	6251 +47			
MAR				JUN	41040	40640	40675* -155	JUN	6184+5569			