


# ARMSTRONG

## Rhino-Tough Tires

## Specials...

16x6.50-8, 6 Ply Boat Trailer ..... **\$18.00**  
 13.6-38, 4 Ply ..... **\$215.00**  
 18.4R42★★ ..... **\$520.00**

**ASK ABOUT OUR EXTRA SPECIAL PRICES AND DEALS!**





**BACKHOE**  
★ TUBELESS ★

14.9x24, 8 Ply, Tubetype	\$288.00
16.9x24, 8 Ply	\$305.00
16.9x24, 10 Ply	\$330.00
16.9x28, 8 Ply	\$340.00
17.5x24, 8 Ply	\$350.00
17.5x24, 10 Ply	\$385.00
18.4x24, 8 Ply	\$410.00
18.4x24, 12 Ply	\$430.00
19.5x24, 10 Ply	\$470.00
19.5x24, 12 Ply	\$490.00
21Lx24, 12 Ply	\$560.00
21L-24, 10 Ply	\$610.00

**LOADER DOZER**

15.5x25, 12 Ply	\$365.00
17.5x25, 12 Ply	\$495.00
20.5x25, 12 Ply	\$550.00
23.5x25, 12 Ply	\$1,180.00
23.5x25, 16 Ply	\$1,250.00





**Super Hi Traction Lug Radials**

18.4R38 ★  
NOW ONLY \$35.00

20.8R38★  
NOW ONLY \$710.00

18.4R34 ★	\$500.00
16R38 ★	\$500.00
20.8R34 ★	\$785.00
20.8R38 ★	\$897.00
24.5R32, ★	\$880.00
18.4R42, ★★	\$900.00
20.8R42, ★★	\$900.00




**ARMSTRONG**

**RADIAL FRONT WHEEL ASSIST**

16.9R26★★	\$425
18.4R26★★	\$570
14.9R28★★★	\$445
16.9R28★★	\$450
14.9R30★★★	\$485
16.9R30★★	\$525

**GRADER**

1300x24, 10 Ply	\$295.00
1300x24, 12 Ply	\$325.00
1400x24, 10 Ply	\$340.00
1400x24, 12 Ply	\$375.00
1300x24, 10 Ply Tubeless	\$350.00
1400x24 12 Ply Tubeless	\$440.00



**Hi Traction Lug**

15.5x38, 6 Ply  
\$285.00



**8 YEAR WARRANTY**

**SERVICE AVAILABLE...**

**CALL FOR QUOTE!**

11.2x24, 4 Ply	\$132.00
11.2x24, 6 Ply	\$155.00
11.2x24, 8 Ply	\$170.00
14.9x24, 4 Ply	\$200.00
14.9x24, 6 Ply	\$225.00
14.9x24, 8 Ply	\$270.00
16.9x24, 6 Ply	\$280.00
16.9x24, 8 Ply	\$292.00
14.9x26, 6 Ply	\$233.00
18.4x26, 6 Ply	\$329.00
18.4x26, 10 Ply	\$400.00
23.1x26, 6 Ply	\$675.00
11.2x28, 4 Ply	\$160.00
12.4x28, 4 Ply	\$160.00
13.6x28, 4 Ply	\$192.00
13.6x28, 6 Ply	\$220.00
14.9x28, 4 Ply	\$210.00
14.9x28, 6 Ply	\$225.00
14.9x28, 10 Ply	\$370.00
16.9x28, 6 Ply	\$270.00
16.9x28, 8 Ply	\$310.00
16.9x28, 10 Ply	\$352.00
16.9x30, 6 Ply	\$300.00
18.4x30, 6 Ply	\$390.00
18.4x30, 8 Ply	\$355.00
23.1x30, 8 Ply	\$780.00
24.5x32, 10 Ply	\$920.00
16.9x34, 6 Ply	\$340.00
18.4x34, 6 Ply	\$380.00
18.4x34, 8 Ply	\$425.00
20.8x34, 6 Ply	\$620.00
20.8x34, 8 Ply	\$680.00
23.1x36, 10 Ply	\$705.00
23.1x34, 8 Ply	\$670.00
11.2x38, 4 Ply	\$181.00
12.4x38, 4 Ply	\$230.00
13.6x38, 4 Ply	\$230.00
13.6x38, 6 Ply	\$283.00
14.9x38, 6 Ply	\$300.00
15.5x38, 6 Ply	\$340.00
16.9x38, 6 Ply	\$350.00
16.9x38, 8 Ply	\$380.00
18.4x38, 6 Ply	\$420.00
18.4x38, 8 Ply	\$445.00
20.8x38, 6 Ply	\$615.00
20.8x38, 10 Ply	\$780.00

**WAGON TIRES**



28 1200x12, 4 Ply	\$55.00
8.5x14, 6 Ply	\$51.00
9.5Lx14, 6 Ply	\$53.00
9.5Lx14, 8 Ply	\$55.00
9.5Lx15, 6 Ply	\$48.00
9.5Lx15, 8 Ply	\$48.00
11Lx14, 6 Ply, Tubeless	\$58.00
11Lx15, 8 Ply	\$50.00
11Lx15, 10 Ply	\$60.00
1000x15, 8 Ply	\$63.00
11Lx15, 8 Ply Tubeless	\$58.00
11Lx16, 8 Ply	\$65.00
11Lx16, 10 Ply Tubeless	\$68.00
12.5Lx15, 10 Ply	\$72.00
12.5Lx16, 14 Ply	\$88.00
12.5Lx15, 12 Ply	\$85.00
14Lx16.1, 12 Ply	\$172.00
16.5Lx16.1, 10 Ply Tubeless	\$182.00
25x7.50x15, 4 Ply Tubeless	\$51.00
25x7.50x15, 6 Ply Tubeless	\$58.00
27x9.50x15, 4 Ply Tubeless	\$63.00
27x9.50x15, 6 Ply Tubeless	\$74.00
27x9.50x15, 8 Ply Tubeless	\$80.00
31x13.50x15, 6 Ply Tubeless	\$118.00
31x13.50x15, 8 Ply Tubeless	\$125.00

• WAGON TIRES SHIPPED UPS - NO CHARGE! •

**FRONT TRACTOR - Shipped UPS No Charge**

★ 3-RIB ★

600-16, 6 ply	\$43.00
650-16, 6 ply	\$46.00
400-12	\$28.00
400-15	\$28.00
400-19, 4 Ply	\$38.00
500-15	\$38.00
550-16, 4 Ply	\$38.00
550-16, 6 Ply	\$42.00
600-14, 6 Ply	\$73.00
780L-15, 6 Ply	\$87.00
750-16, 6 Ply	\$80.00
750-18, 6 Ply	\$84.00
750-18, 8 Ply	\$78.00
750-20, 6 Ply	\$88.00
9.5L-15, 6 Ply	\$88.00
9.5L-15, 8 Ply	\$78.00
10.00-16, 6 Ply	\$85.00
11Lx15, 8 Ply	\$80.00
1100-16, 8 Ply	\$105.00
14L-16.1, 8 Ply	\$204.00

★ 4-RIB ★

11L-15, 6 Ply	\$81.00
10.00-16, 6 Ply	\$80.00
10.00-16 (TL), 8 Ply	\$132.00
11.00-16, 6 Ply	\$88.00
11.00-16, 8 Ply	\$105.00
11.00-16 (TL), 8 Ply	\$140.00
14L-16.1 (TL), 6 Ply	\$226.00
14L-16.1, 8 Ply	\$213.00
16.5L-16.1 (TL), 8 Ply	\$330.00

★ 5-RIB ★

1100x16, 12 Ply, Tubetype	\$140.00
1100x16, 12 Ply, Tubeless	\$145.00

**CONTRACTOR F-3**

11Lx16, 10 Ply	\$95.00
11Lx15, 8 Ply	\$90.00
11Lx15, 10 Ply	\$105.00
750 800x16, 10 Ply	\$104.00
11Lx16, 12 Ply	\$130.00
145 - 75 - 16.1, 10 Ply	\$246.00


**SKID LOADER TIRES**

570x12, 4 Ply	\$45.00
23.850x12, 4 Ply	\$53.00
27.850x15, 4 Ply	\$57.00
27.850x15, 6 Ply	\$82.00
27.1050x15, 6 Ply	\$89.00
700x15, 6 Ply	\$70.00
750x15, 6 Ply	\$74.00
10-16 5, 6 Ply	\$80.00
12-16.5, 8 Ply	\$125.00
Steel Shield	
11-16 5, 6 Ply	\$110.00
15, 8 Ply	\$180.00

Above Tires Shipped To You FREE

**Small Rear Farm Tires**

750x20, 4 Ply	\$78.00
750x24, 4 Ply	\$87.00
8.3x24, 4 Ply	\$107.00
8.3x24, 6 Ply	\$113.00
9.5x24, 4 Ply	\$120.00
9.5x24, 6 Ply	\$128.00
11.2x34, 4 Ply	\$190.00
11.2x36, 4 Ply	\$183.00
12.4x24, 4 Ply	\$156.00
12.4x36, 4 Ply	\$240.00
13.9x36, 6 Ply	\$258.00



Central Warehouse  
1916 W. Main Street  
Mt. Joy, Pa.  
717 653 1260

Serving Farmers In  
Penn., New Jersey, Northern  
Maryland and Delaware

Branch Warehouse  
Northumberland, Pa.  
717 473-3971

## MUMMAU TIRE SERVICE CENTER

N.J., DEL. & MD. - Call 1-800-638-3054  
 In Pa., Call Toll Free: 1-800-222-1729

**We Install Tires On Your Farm**

• Centre Hall • Williamsport  
 • Sunbury • Allentown  
 • North Penna. • New Jersey  
 • Northern Maryland

**Ask About Our 8 Year Guarantee On Rear Tires**