

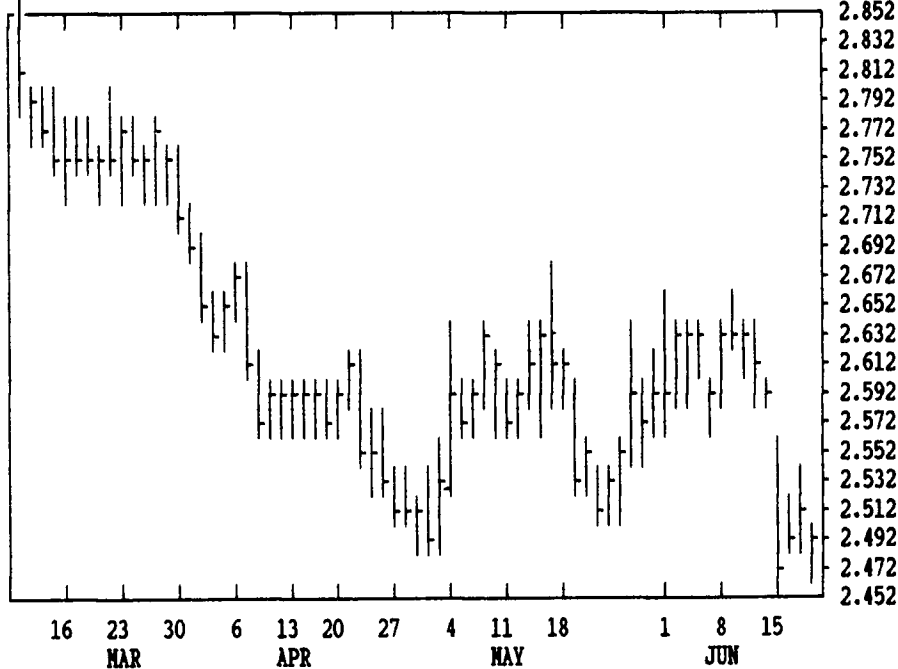
# GRAIN, CATTLE AND HOG FUTURES MARKETS

From DTN farmer satellite daily update. Service phone: (717) 731-1520

(Closing bids: Thursday, June 18)

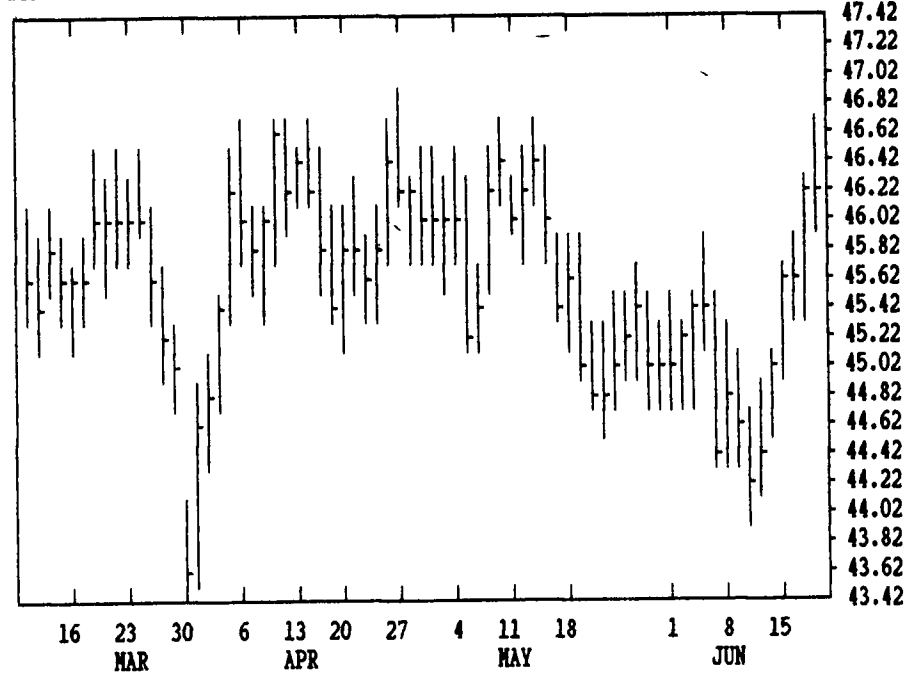
DTN GRAINS 16 JULY CORN

CONTRACT HIGH: 2.850 LOW: 2.394



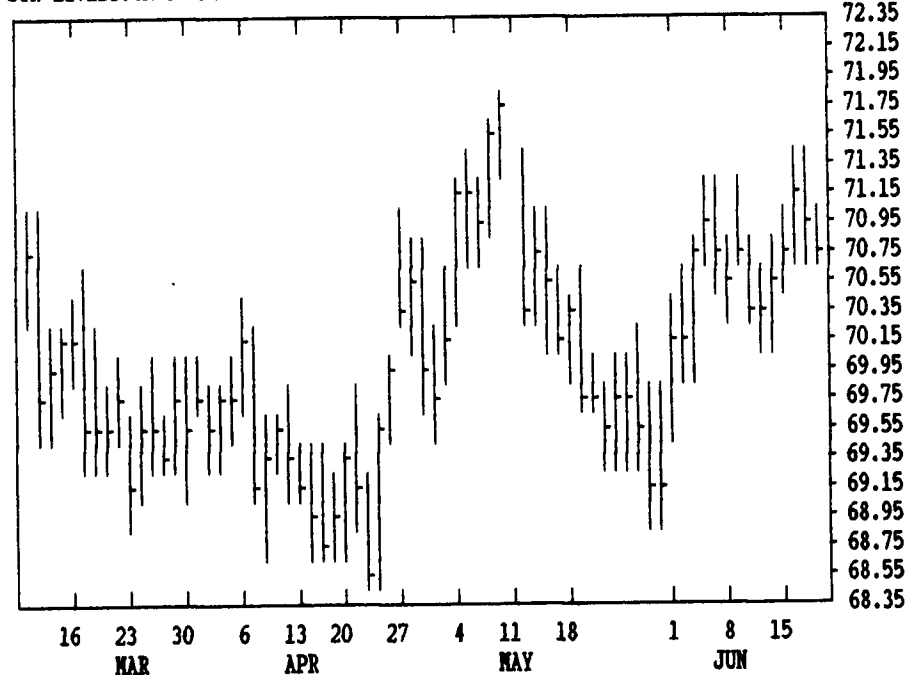
DTN LIVESTOCK 17 JULY HOGS

CONTRACT HIGH: 48.20 LOW: 43.05



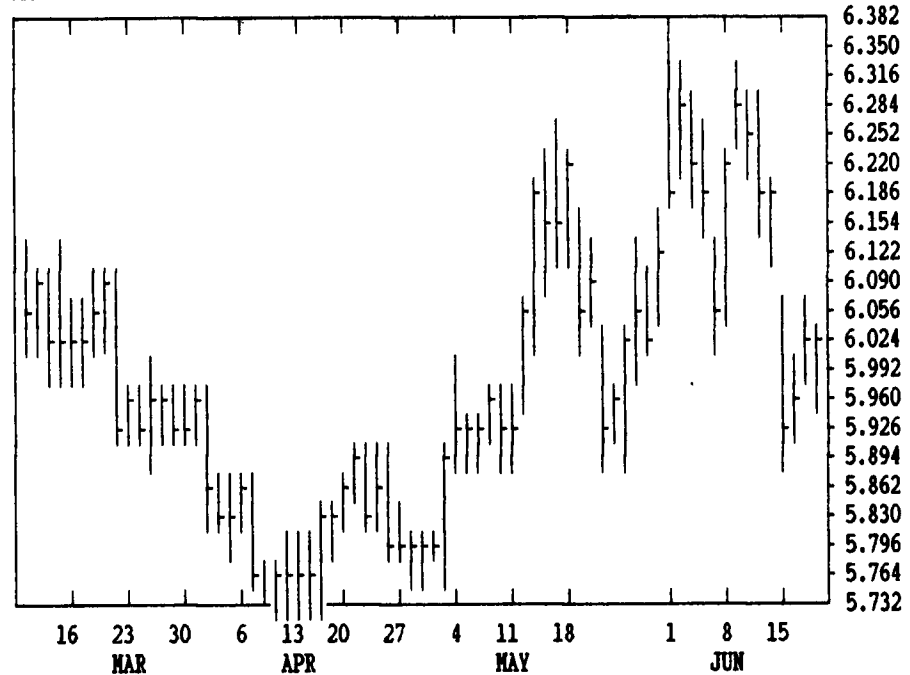
DTN LIVESTOCK 18 AUG LIVE CATTLE

CONTRACT HIGH: 72.60 LOW: 65.90



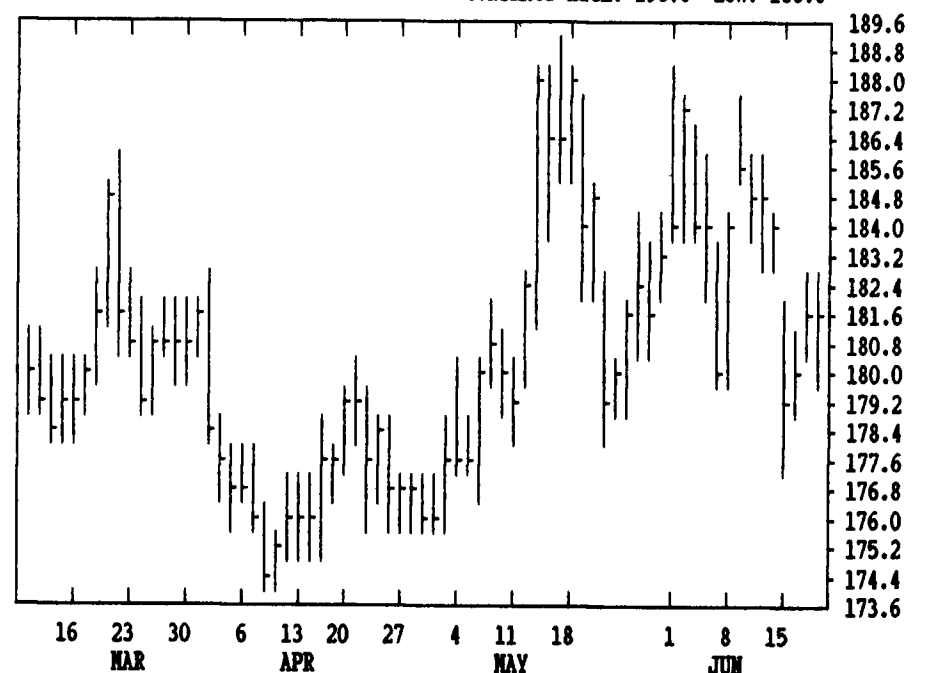
DTN GRAINS 21 JULY SOYBEANS

CONTRACT HIGH: 6.680 LOW: 5.540



DTN GRAINS 23 JULY SOY MEAL

CONTRACT HIGH: 196.0 LOW: 166.0



DTN FUTURES	12 06/18/92		TECHNICAL POINTS							SLOW STOCHASTIC			
	CONTRACT	CLOSE	MOVING AVERAGES			RSI'S				5 DAY		20 DAY	
		4-DAY	9-DAY	18-DAY	45-DAY	9DAY	14DAY	30DAY	%K	%D	%K	%D	
WHEAT	JLY	352.50	353.31	361.72	359.37	359.19	39.5	43.5	46.6	19	15	43	60
WHEAT	SEP	355.50	356.19	365.25	363.50	363.16	38.3	42.5	46.1	17	14	41	59
KC WHT	JLY	353.50	351.94	362.39	361.61	360.11	40.2	43.3	46.4	17	10	27	49
KC WHT	SEP	357.00	355.25	365.11	363.81	362.91	41.2	44.0	46.7	20	12	27	50
HW WHT	JLY	376.00	374.12	381.81	378.67	373.95	45.9	48.5	50.0	30	22	43	61
CORN	JLY	249.75	249.62	256.75	258.25	257.60	34.8	38.5	42.1	19	13	19	41
CORN	SEP	254.25	253.69	260.47	261.56	258.34	38.6	42.1	45.4	21	15	21	45
CORN	DEC	257.50	257.12	264.00	264.96	259.82	39.1	43.3	47.1	17	12	28	52
OATS	JLY	131.25	132.62	139.81	137.85	141.71	35.4	38.9	42.3	9	10	29	53
BEANS	JLY	603.75	599.19	612.50	613.10	602.03	44.6	47.4	50.4	29	22	27	47
BEANS	AUG	607.50	602.94	616.03	616.53	605.67	44.8	47.5	50.4	30	22	28	48
BEANS	NOV	619.25	614.75	627.67	627.99	616.92	44.8	47.6	50.6	32	24	29	48
NEAL	JLY	181.90	180.82	182.96	183.06	181.33	47.4	48.9	50.7	50	39	35	45
BNOIL	JLY	20.69	20.62	21.30	21.36	20.74	39.1	44.0	49.3	14	9	25	50
CATTLE	JUN	73.12	73.39	73.30	72.88	73.22	49.7	49.8	50.4	49	62	84	77
CATTLE	AUG	70.82	70.97	70.76	70.44	70.28	55.1	54.7	54.2	64	66	81	75
FCTL	AUG	78.12	78.13	77.42	76.58	76.06	74.3	69.8	62.0	84	87	92	89
HOGS	JUN	49.85	49.33	48.44	47.89	47.85	80.7	72.1	62.7	93	93	95	82
HOGS	JLY	46.27	45.97	45.24	45.22	45.60	67.8	60.8	54.7	89	90	81	47
PKBLS	JLY	32.70	32.46	32.32	32.72	34.41	48.0	45.8	45.2	70	60	24	15

LIVE CATTLE				FEEDER CATTLE				LIVE HOGS						
	HIGH	LOW	LAST	CHG		HIGH	LOW	LAST	CHG		HIGH	LOW	LAST	CHG
JUN	7337	7307	7312*	-27	AUG	7827	7812	7812*	+10	JUN	4997	4940	4985*	+40
AUG	7105	7070	7082*	-22	SEP	7715	7685	7705*	+15	JLY	4660	4607	4627*	+2
OCT	7097	7065	7087*	-12	OCT	7642	7627	7640*	+27	AUG	4425	4352	4375*	+22
DEC	7017	6992	7002*	-20	NOV	7675	7655	7660*	+17	OCT	4025	3972	3985*	+15
FEB	6975	6950	6957*	-17	JAN	7662	7657	7657*	+17	DEC	4235	4190	4200*	+7
APR	7085	7065	7065*	-5	MAR	7600	7590	7590*	+10	FEB	4350	4325	4325*	-15
JUN	6820	6807	6807*	-2	APR	7560	7550	7550*	+5	APR	4230	4210	4222*	-12
AUG					MAY	7470	7470*	7470*	+10	JUN	4755	4725	4735*	-15

SWISS FRANC				EURODOLLAR				PORK BELLIES							
	HIGH	LOW	LAST	CHG		HIGH	LOW	LAST	CHG		HIGH	LOW	LAST	CHG	
SEP	7002	6954	6985*	+11	SEP	9593	9586	9590*	+3	JLY	3365	3220	3270*	-17	
DEC	6925	6875	6909*	+13	DEC	9540	9530	9537*	+7	AUG	3130	3005	3042*	-27	
MAR	6865	6820	6849*	+13	MAR	9532	9521	9529*	+7	FEB	4255	4185	4210*	-40	
BRITISH POUND				JUN				MAY				JULY			
SEP	18410	18316	18396*	+82	SEP	9445	9435	9441*	+6	MAY	4280	4230	4280*	-45	
DEC	18160	18080	18146*	+78	DEC	9387	9378	9384*	+6	JLY	4265	4265	4265*	-40	
MAR	17970	17936	17936*	+72	S&P 500 INDEX				GERMAN MARK						
JAPANESE YEN				SEP	40130	SEP	6310	6267	6297*	+28					
SEP	7891	7852	7875*	+25	DEC	40215	DEC	6220	6185	6214*	+28				
DEC	7883	7850	7870*	+25	MAR	40380	MAR	6155	6145	6145*	+28				
MAR	7880	7877	7877*	+25	JUN		JUN	6078	6058	6078*	+20				

CORN				CHICAGO WHEAT				K.C. WHEAT						
	HIGH	LOW	LAST	CHG		HIGH	LOW	LAST	CHG		HIGH	LOW	LAST	CHG
JLY	2504	2484	2496*	-16	JLY	3544	3514	3524*	-22	JLY	3536	3520	3534*	-2
SEP	2544	2522	2542*	-16	SEP	3572	3544	3554*	-24	SEP	3572	3556	3570*	0
DEC	2574	2552	2574*	-16	DEC	3650	3620	3634*	-14	DEC	3662	3650	3660*	-6
MAR	2646	2622	2644*	-20	MAR	3640	3620	3620*	-40	MAR	3664	3654	3664*	+4
MAY	2676	2660	2676*	-14	MAY	3520	3500	3510*	-40	MAY			3564*	+4
JLY	2704	2684	2704*	-16	JLY	3330	3320	3324*	-30	MINN WHEAT				
SEP	2580	2580	2580*	-10	OATS				JLY	3764	3744	3760*	+2	
DEC	2560	2526	2560*	+14	JLY	1320	1284	1312*	-16	SEP	3572	3554	3562*	-12
MAR					SEP	1356	1320	1346*	-20	DEC	3640	3632	3636*	-6
SOYBEANS				DEC	1416	1370	1402*	-26	MAR			3700*	0	
JLY	6046	5954	6036*	+10	MAR	1462	1444	1462*	-30	MAY			3640*	0
AUG	6080	5994	6074*	+10	SOYBEAN MEAL				SOYBEAN OIL					
SEP	6144	6044	6130*	+20	JLY	1823	1799	1819*	+4	JLY	2080	2054	2069*	-6
NOV	6210	6104	6192*	+6	AUG	1832	1808	1829*	+7	AUG	2096	2070	2084*	-7
JAN	6280	6194	6274*	+10	SEP	1840	1817	1834*	+5	SEP	2111	2090	2105*	-7
MAR	6354	6280	6350*	+10	OCT	2005	1980	2004*	+6	OCT	2125	2108	2120*	-7
MAY	6410	6320	6406*	+36	DEC	2010	1986	2007*	+2	DEC	2160	2135	2151*	-6
JLY	6420	6340	6420*	+30	JAN	2015	2002	2015*	+4	JAN	2165	2160	2164*	-3
AUG	6370	6370	6370*	+30	MAR	2015	2007	2015*	0	MAR	2190	2175	2187*	-10
NOV	5994	5944	5990*	+20	MAY	2015	2010	2015*	+5	MAY	2215	2205	2210*	-5