

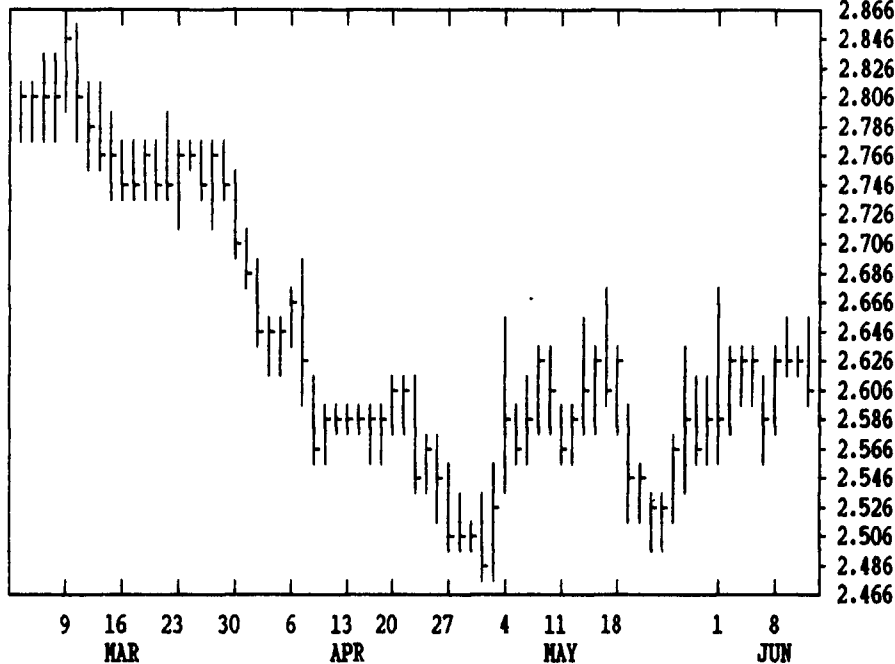
# GRAIN, CATTLE AND HOG FUTURES MARKETS

From DTN farmer satellite daily update. Service phone: (717) 731-1520

(Closing bids: Thursday, June 11)

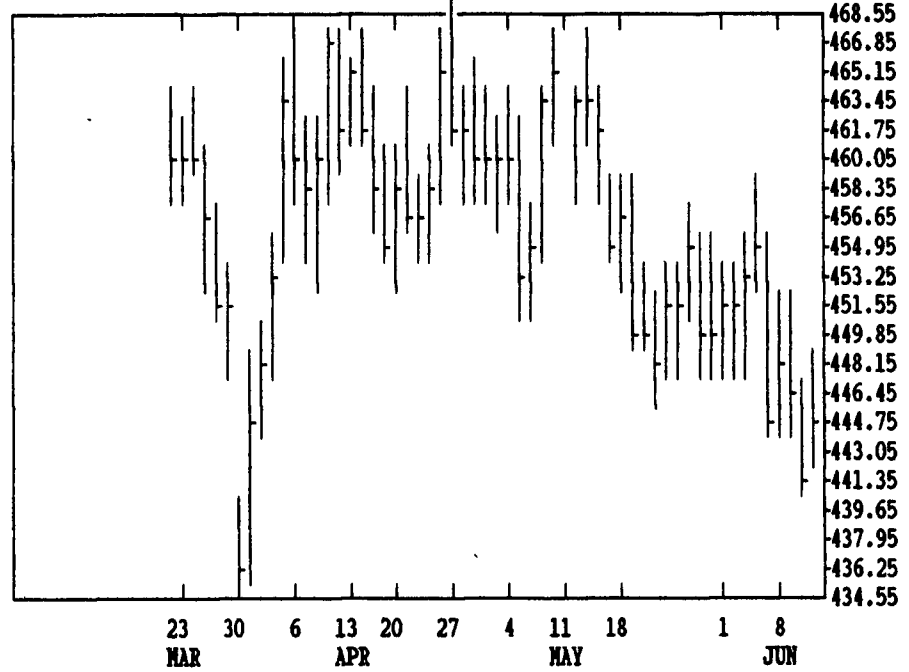
DTN GRAINS 16 JULY CORN

CONTRACT HIGH: 2.850 LOW: 2.394



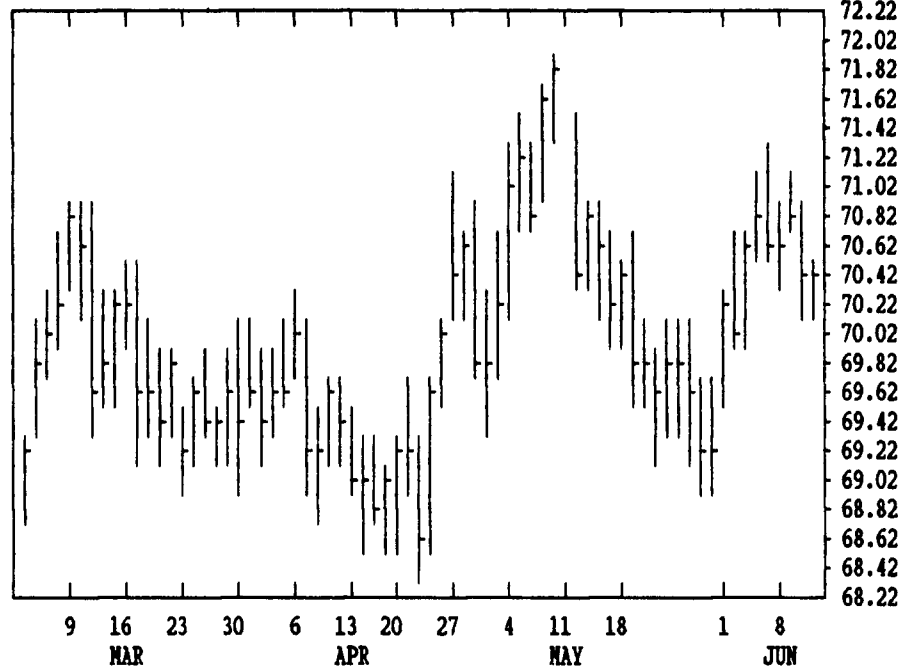
DTN LIVESTOCK 17 JULY HOGS

CONTRACT HIGH: 448.50 LOW: 43.05



DTN LIVESTOCK 18 AUG LIVE CATTLE

CONTRACT HIGH: 72.60 LOW: 65.90



DTN FUTURES 12 06/11/92

TECHNICAL POINTS

SLOW STOCHASTIC

	CONTRACT	CLOSE	MOVING AVERAGES				RSI'S			5 DAY		20 DAY	
			4-DAY	9-DAY	18-DAY	45-DAY	9DAY	14DAY	30DAY	%K	%D	%K	%D
WHEAT	JULY	363.25	370.56	365.97	356.67	358.94	51.4	52.1	51.0	63	80	84	77
WHEAT	SEP	367.50	374.69	370.39	361.07	363.11	51.4	52.2	51.0	65	82	86	80
KC WHT	JULY	365.50	373.56	368.58	360.43	359.96	50.5	51.8	50.9	61	81	83	76
KC WHT	SEP	368.00	375.62	370.25	362.72	362.75	51.0	51.9	50.8	71	86	83	72
MN WHT	JULY	385.25	389.69	384.22	377.01	372.22	57.7	57.3	54.4	74	85	82	69
CORN	JULY	261.75	263.25	262.11	259.31	258.40	53.2	52.6	49.8	67	68	69	67
CORN	SEP	265.50	266.56	265.25	261.94	258.27	56.4	55.9	53.2	73	69	69	67
CORN	DEC	269.00	270.06	268.78	264.74	259.34	57.3	57.2	55.0	72	69	74	72
OATS	JULY	146.50	145.69	141.03	138.25	142.22	63.2	57.4	51.3	88	87	65	49
BEANS	JULY	620.25	624.37	621.72	613.92	599.14	54.2	55.4	55.6	73	68	65	64
BEANS	AUG	623.50	628.00	625.17	617.29	602.82	54.0	55.3	55.5	73	68	68	67
BEANS	NOV	635.50	639.44	636.81	628.54	613.98	54.6	55.8	55.7	74	70	67	67
MEAL	JULY	184.70	184.87	184.36	183.54	180.69	54.0	54.2	54.1	70	60	52	52
BNOIL	JULY	21.73	21.90	21.85	21.36	20.62	57.1	59.1	58.6	67	64	76	75
CATTLE	JUN	73.13	73.22	72.94	72.67	73.25	54.5	51.4	50.8	72	83	57	45
CATTLE	AUG	70.38	70.58	70.56	70.14	70.10	50.5	51.3	52.5	36	51	64	61
FCTL	AUG	76.55	76.71	76.40	75.88	75.82	61.4	58.6	55.3	61	75	84	81
HOGS	JUN	47.68	47.55	47.43	47.30	47.75	55.9	53.1	52.9	62	61	46	38
HOGS	JULY	44.50	44.57	44.91	45.03	45.66	38.6	40.5	44.8	14	14	9	17
PKBLS	JULY	31.63	32.38	32.69	33.74	34.71	35.0	37.4	41.1	17	30	11	15

CORN

CHICAGO WHEAT

K.C. WHEAT

	HIGH	LOW	LAST	CHG		HIGH	LOW	LAST	CHG		HIGH	LOW	LAST	CHG		
JULY	2644	2604	2616*	-20	JULY	3734	3630	3632*	-96	JULY	3740	3644	3654*	-104		
SEP	2676	2642	2654*	-16	SEP	3780	3672	3674*	-96	SEP	3780	3674	3680*	-104		
DEC	2714	2672	2690*	-20	DEC	3850	3744	3746*	-96	DEC	3830	3764	3770*	-90		
MAR	2782	2742	2760*	-20	MAR	3824	3740	3750*	-92	MAR	3810	3764	3764*	-94		
MAY	2806	2770	2784*	-20	MAY	3694	3590	3590*	-104	MAY	3724	3700	3700*	-24		
JULY	2810	2786	2806*	-20	JULY	3434	3400	3400*	-50	MINN WHEAT						
SEP	2670	2644	2650*	-24	OATS						JULY	3950	3830	3852*	-74	
DEC	2612	2596	2610*	-30	JULY	1494	1450	1464*	-20	SEP	3800	3672	3680*	-106		
MAR							SEP	1544	1496	1512*	-22	DEC	3884	3754	3760*	-104

SOYBEANS

SOYBEAN MEAL

SOYBEAN OIL

	HIGH	LOW	LAST	CHG		HIGH	LOW	LAST	CHG		HIGH	LOW	LAST	CHG		
JULY	6280	6170	6202*	-54	JULY	1855	1833	1847*	0	JULY	2215	2158	2173*	-32		
AUG	6310	6204	6234*	-60	AUG	1860	1840	1855*	+3	AUG	2227	2176	2187*	-31		
SEP	6370	6260	6284*	-54	SEP	1867	1847	1860*	0	SEP	2243	2193	2204*	-32		
NOV	6430	6320	6354*	-46	OCT	2048	2025	2043*	-1	OCT	2242	2207	2218*	-31		
JAN	6490	6410	6432*	-42	DEC	2051	2028	2043*	-2	DEC	2285	2234	2244*	-33		
MAR	6564	6484	6510*	-44	JAN	2048	2038	2047*	+1	JAN	2275	2245	2255*	-32		
MAY	6594	6510	6546*	-36	MAR	2060	2050	2055*	0	MAR	2290	2270	2275*	-32		
JULY	6604	6540	6550*	-56	MAY	2070	2060	2065*	0	MAY	2300	2290	2295*	-32		
AUG	6500	6500	6500*	-50												
NOV	6110	6090	6090*	-24												

LIVE CATTLE

FEEDER CATTLE

LIVE HOGS

	HIGH	LOW	LAST	CHG		HIGH	LOW	LAST	CHG		HIGH	LOW	LAST	CHG
JUN	7320	7302	7312*	-10	AUG	7677	7630	7655*	-2	JUN	4792	4737	4767*	+20
AUG	7050	7022	7037*	0	SEP	7570	7525	7565*	0	JULY	4485	4435	4450*	+25
OCT	7007	6990	7000*	-10	OCT	7515	7495	7500*	-15	AUG	4250	4212	4242*	+32
DEC	6960	6945	6947*	0	NOV	7550	7530	7535*	-15	OCT	3885	3855	3855*	-5
FEB	6935	6925	6925*	-7	JAN	7560	7557	7560*	0	DEC	4170	4120	4135*	-20
APR	7082	7062	7062*	-20	MAR	7505	7505	7505*	+5	FEB	4340	4312	4315*	-15
JUN	6807	6807	6807*	0	APR	7465	7465	7465*	0	APR	4250	4230	4230*	-10
AUG							MAY	7400a	0	JUN	4750	4750	4750*	-10

SWISS FRANC

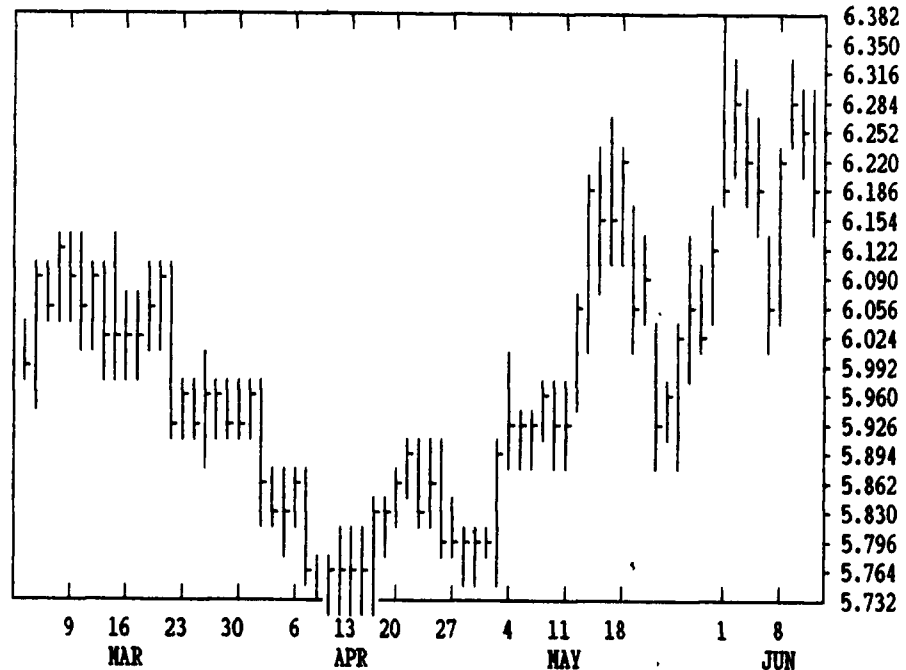
EURODOLLAR

PORK BELLIES

	HIGH	LOW	LAST	CHG		HIGH	LOW	LAST	CHG		HIGH	LOW	LAST	CHG			
JUN	6998	6900	6986**+112		JUN	9602	9597	9600*	0	JULY	3185	3110	3162*	+20			
SEP	6905	6808	6894**+109		SEP	9578	9570	9577*	+3	AUG	2985	2915	2960*	+17			
DEC	6825	6729	6819**+110		DEC	9514	9505	9513*	+4	FEB	4340	4285	4292*	-37			
						MAR	9503	9493	9502*	+5	MAR	4215	4215	4215*	-40		
						JUN	9458	9448	9457*	+5	MAY	4330	4325	4330*	-40		
						SEP	9415	9406	9414*	+5	JULY	4540	4540	4540*	0		
						S&P 500 INDEX						GERMAN MARK					
						JUN	40950	40650	40940**+180		JUN	6341	6280	6336*	+68		
						SEP	41030	40720	41020**+170		SEP	6252	6191	6246*	+65		
						DEC	41125	40830	41125**+170		DEC	6170	6128	6166*	+65		
						MAR	41310	40985	41310**+205		MAR	6105	6100	6100*	+65		

DTN GRAINS 21 JULY SOYBEANS

CONTRACT HIGH: 6.680 LOW: 5.540



DTN GRAINS 23 JULY SOY MEAL

CONTRACT HIGH: 196.0 LOW: 166.0

