

Put Our Radials To The Test For 90 Days

BIAS PLY REAR FARM DYNA TORQUE II



- Excellent traction with long-bar, short-bar lugs.
- Designed for improved stability and roadability, plus reduced vibration.
- High-strength polyester cord body and heavy-duty rim shield help protect tire from damage.

DYNA TORQUE II

Size	Ply	Price
9.5-24	4	\$150.00
11.2-24	6	\$177.00
12.4-24	4	\$195.00
12.4-28	4	\$192.00
13.6-28	6	\$215.00
16.9-30	6	\$324.00

DYNA TORQUE

Size	Ply	Price
16.9-34	6	\$377.00
18.4-34	6	\$395.00
15.5-38	6	\$313.00
18.4-38	6	\$421.00



DYNA TORQUE RADIAL

18.4R34	1*	\$ 504.00
15.5R38	1*	\$ 449.00
18.4R38	1*	\$ 514.00
20.8R38	1*	\$ 685.00
18.4R42	2*	\$ 715.00
14.9R46	3*	\$ 657.00
18.4R46	3*	\$ 998.00

DYNA TORQUE RADIAL NO RISK OFFER

Buy a pair of Dyna Torque radials now. If, after 90 days from day of mounting, you are not completely satisfied with the performance of these tires, we will remove them and replace them with new Goodyear Dyna Torque bias ply tires of like size and ply rating and will credit you for the difference.

- Revolutionary three-lug/pitch design improves traction and ride.
- Computer-designed "natural" shape casing improves tire body life.
- Radial construction provides better traction, lower fuel and overall costs.

MECHANICAL FRONT WHEEL DRIVE

13.6R28	3*	\$ 394.00
14.9R26	3*	\$ 468.00
14.9R30	3*	\$ 555.00
16.9R28	2*	\$ 548.00
18.4R26	2*	\$ 615.00
16.9R30	2*	\$ 632.00

GOODYEAR REAR FARM

TRACTION TORQUE

LONG BAR - LONG BAR

Size	Ply	Price
14.9-28	6 Ply	\$220.00
16.9-30	6 Ply	\$243.00
18.4-30	6 Ply	\$313.00
11.2-36	6 Ply	\$219.00
14.9-38	6 Ply	\$341.00
18.4-38	6 Ply	\$366.00

SUPER TRACTION RADIAL GOODYEAR

18.4R38	00	\$715.00
20.8R38	2*	\$835.00


NEW RADIAL GOODYEAR DT710

18.4R30	1*	\$431.00
16.9R38	1*	\$471.00
18.4R38	1*	\$487.00

SPECIAL PRICE LIMITED QUANTITIES

Size	Ply	Price
11L15	8 Ply 4 Rib	\$ 66.00
1000-16	10 Ply 3 Rib	\$ 94.75
1000-15	8 Ply Wagon	\$ 65.25
14L-16.1	12 Ply Wagon	\$125.00
12.4-24	Gdyr 4 Ply	\$106.00
14.9-24	4 Ply Rear Farm	\$168.00
30.5-32	12 Ply R-3 Rear Farm	\$612.00
11L-15	Backhoe 8 Ply	\$ 71.85
23.1-26	Firestone 8 Ply ANS	\$369.00
23.5-25	Grader/Loader 16 Ply	\$870.00
20-8R38	Armstrong 1*	\$525.00
20.8R42	Gdyr 10 Ply	\$294.00
11L-16	Backhoe 10 Ply	\$ 76.10

FOUR RIB



- Uniform pressure distribution for on-road mobility important for higher horsepower tractors.
- Positive steering
- Bruise-resistant nylon cord

Size	Ply	Price
9.5L-15	TT 6 Ply	\$ 60.00
9.5L-15	TT 8 Ply	\$ 71.25
11L-15	TT 8 Ply	\$ 79.65
750-16	TT 6 Ply	\$ 55.30
1000-16	TT 8 Ply	\$ 75.60
1100-16	TT 8 Ply	\$ 86.30

THREE RIB



- Wide shoulder ribs and rugged rim shield.
- Durable 3-T nylon cord body and 3-rib design assure stamina and steering ability.

Size	Ply	Price
550-16	TT 6 Ply	\$ 40.05
600-16	TT 6 Ply	\$ 36.70
650-16	TT 6 Ply	\$ 42.75

WAGON TIRES



- High flotation
- Heavy load capacity
- Rugged 3-T cord body

Size	Ply	Price
9.5L-15	TT 8 Ply	\$ 40.60
11L-15	TT 8 Ply	\$ 69.85
11L-15	TT 8 Ply	\$ 41.60
12.5L-15	TT 8 Ply	\$ 53.40
12.5L-15	TT 10 Ply	\$ 65.25
12.5L15	TT 12 Ply	\$ 77.80
1000-15	TT 8 Ply	\$68.80

LEBZELTER FIELD & FLEET CENTER

Rt. 283 & Rheems Exit (Located Behind Messick Farm Equipment)

Elizabethtown, PA

367-6777 - 653-0377 1-800-932-3999 (PA & MD.)

LEBZELTER SERVES YOU ON THE FARM

IN THE FOLLOWING COUNTIES

- ADAMS
- BERKS
- CHESTER
- CUMBERLAND
- DAUPHIN
- HUNTINGDON
- JUNIATA
- LANCASTER
- LEBANON
- MIFFLIN
- PERRY
- SNYDER
- YORK
- HARFORD (MD)
- CECIL (MD)

