

Michigan 110 self-loading earth mover, \$9,000  
 Houle manure pump, trailer model, with  
 propeller and discharge pipe \$4,000  
 Hedlund Martin Scavenger manure spreader,  
 1678, \$2,500  
 Windco generator 30 kw PTO w/trailer \$2,500  
 JD 1600 10-tooth trailer chisel plow \$1,300  
 Butler crop dryer, \$500  
 JD 7' rotor-hoe, \$300  
 19' Spike harrow, \$200  
 Case 20' trailer grain elevator, \$100

Lebanon County  
 (717) 949-2392

New Holland Sickle Bar Mower, Mod. 48  
 Fair Cond. \$50  
 Old 2 Bottom Plow With Transport Wheels,  
 Good Cond. \$50  
 Set of Discs, Fair Cond. \$50  
 Wagner Front End Loader For Ford  
 Jubilee Tractor \$250  
 Wagner Backhoe Attachment For Jubilee Tractor \$250  
 Generator - 3 Phase 25KW Detroit Diesel, Works \$400  
 Allis Chalmers Motor and Trans., Good Cond. \$200  
 Intl. Cub Rear Tractor Turf Tread Tires, 8-24 New \$75  
 Dump Body For Small Dump Truck With Hoist  
 And Hydraulics \$150  
 Power Trailer Hitch For Delivering Mobile  
 Homes, Complete, Almost New \$500

215-268-2841 Chester Co.

FARM EQUIPMENT

USED  
**TRACTOR &  
 COMBINE  
 PARTS**  
 Large Selection  
 Save 50%


USED TRACTORS

- JD 850 Tractor 312 hrs.
- AC G w/1R cult. \$1,600
- IH 574 gas \$5,500
- AC XT190 w/cab, duals \$5,500
- David Brown 990 w/ motor overhaul \$3,995
- JD 301 diesel w/ broom \$3,500
- JD 575 skid steer loader was \$8,500 Must Move Sale \$7,500
- JD 2240, \$8,000
- MF 135 Gas, \$4,495
- 8N Ford \$2,500
- IH Cub \$1,000
- JD 2510 Gas \$5,000


New & Used  
**Antique JD  
 Tractor Parts  
 Ask For Roland**

W.C. Littleton  
 & Son Inc.  
 Laurel, DE 19956  
 1-800-842-7445

**HOW YOU CAN GET UP TO 15% MORE IN THE BAG WITH THE KELLY RYAN SELF-CLEANING CENTERLINE BAGGER**



- Pack more punch from the center with less h.p. for tighter and more uniform bags of feed
- 8' & 9' diameters 2 wh standard (up to 12' by special order)
- 1/2" cables, 150' and 200'
- No hydraulics. Rust-free, chrome disc mechanical brake
- Tongue centered for close bag spacing and road travel
- Oil bath gearbox & drive chain
- #160 roller chain main rotor drive
- Gearbox 540 or 1000 rpm PTO
- Safety-first, V-belt driven conveyor for side feeding
- Design permits bagging nearly twice as fast as other models
- Adapts quickly for road transport
- Frontload dump hopper available
- 6' Rotor 3-4' above ground
- Many more desirable features

UP NORTH SILAGE BAGS 9 MII  
 CUSTOM BAGGING - All items USA made.  
**AG PRODUCTS CO., INC.**  
 717/328-3177   
 Dependable farm equipment since 1945

KELLER BROS.

KUBOTA



TRACTORS & EQUIPMENT

Serving Central PA Since 1921

PILOTS! KELLER BROS.  
 AIRPORT  
 2580' RUNWAY 600' From Dealership!  
 MONDAY-FRIDAY 7:30-5:00 SATURDAY 7:30-12:00

Large Selection  
 Of 3 Pt. Hitch  
 Attachments  
 In Stock!

Cash Discounts & Financing Available

LANCASTER

1600 Philadelphia Blvd., Lancaster, PA 17601  
 At Route 28 & Fruitville Pike  
 717-569-2500

Over 100  
 New Kubota  
 Tractors In  
 Stock

We Ship Parts UPS

LEBANON  
 Rt. 87, Box 486, Lebanon, PA 17042  
 Rt. 419 1 mile West of Schuylkill  
 717-949-2000

USED EQUIPMENT - Check For New Additions Weekly



2252 Kubota L-245 F  
 Tractor 25 HP, Diesel,  
 Cat 1, 540 RPM PTO, Woods  
 L59 Mower, 720 Hrs.  
 \$4,995



22485 Ford 4000 608  
 Tractor 48 HP Diesel, PS,  
 Cat 1, Incl. PTO, Remotes, Wts.  
 New Tires  
 \$3,975




22548 Satch S-650-G  
 Tractor 27 HP, 4 Cyl. Gas,  
 Cat 1 3 Pt. PTO, Comp., L59  
 Woods Mower, 630 Hrs.  
 \$3,895



22101 Simplicity 6216  
 L&G Tractor - 18 HP  
 Twin Cyl., Variable Speed, 45"  
 Mower  
 \$1,480



22545 Kubota B-6100 DT  
 Tractor 14 HP Diesel,  
 4WD, Cat 1, 540 RPM PTO,  
 Loader & Backhoe w/9' & 12"  
 Buckets  
 \$6,575



22194 22195 Kubota L-225  
 F Tractor 24 HP Diesel,  
 Cat 1, 3 Pt. 540 RPM PTO,  
 w/Loader  
 \$5,980



22547 Kubota B-7100 DT  
 Tractor 16 HP Diesel,  
 4 WD, Std., 3 Pt. & PTO,  
 Loader, Rear Wheel Wts., 637  
 Hrs., Very Nice  
 \$5,995

BLADES:

- 2252 Sander Frt. Blade 7' M.A., Hyd. Lift \$275
- 22428 Rear Blade 7', 3 Pt. Hitch, Angle \$125
- M0309 Lehara F-1300 Blade 6' Front Mt., H.D. Fits Ford 1300, 1500, 1700 & 1900 Tractors \$695
- 22211 Kubota B-2750 Blade 42", Front Mount, M.A., Fits B-Series Tractors \$195
- 21854 Kubota G-2000 Blade, 48", Front Mount, Fits G-200 Series Tractors \$150
- 22092 Kubota G-2000 Blade 48", Front Mount, M.A., Fits G-200 Series LGTS \$175
- 21374 Sander Hydraulic Front Blade \$275
- 20597 Ford 09GN3596 Blade 48" Frt. Mount, Fits Ford/Gilson Garden Tractors, Good Cond. \$175

MOWERS:

- 22537 Kubota RC 44-42 Mower 44" Shaft Driven Mid-Mower For B4200 Tractors, Like New \$650
- 22544 Landpride AT 25-72 Mower 6' Finish Cut, Cat 1, 3 Pt., 540 RPM PTO, 4 Gauge Whts \$1,295
- 22410 Kubota RC60-25 Mower 5' Shaft Driven, Fits L2250-2550-Like New \$1,250
- 22453 John Deere H072L Mower 6' Mid-Mount, Fits 950 Tractors \$675
- 22201 Woods RM45YM Mower 48" Finish Cut, Cat 1 3 Pt. Hitch, New Blades, Good Condition \$675
- 22210 Woods RM45YM Mower 48" Finish Cut, Cat 1 3 Pt., w/4 Gauge Wheels \$695
- 22213 Woods RM48KB Mower 3 Pt. Hitch, 48" Finish Cut, CCW Rotation PTO \$475
- 14199 Kubota MR-9000 Mower Will Fit B-6100, B-7100 Tractors, Hydro 5' \$390
- 21174 Kubota RC-60-72H Mower .....Mechanic's Special \$175
- 15184-15185-15354 Woods F35 Mower, 5' Mid-Mount, Fits Ford 1510 Tractor, New \$695
- 15186 Woods F35 Mower, 5' Mid-Mount, Fits Ford 1710 Tractor, Brand New (Retail \$1,665) \$695
- 21974 Woods RM-48KB Mower 3 Pt. Hitch Mount, CCW Rotation PTO, 4' Cutting Width \$695
- 22146 Kubota RC60-82H Mower 5' Mid-Mower, Fits B-8200 HST Tractors, Never Used \$1,500
- 22197 Woods RM 48YM Mower 48" Finish Cut, 3 Pt. Hitch, Cat I \$675
- 20555 Kubota MR-9000 Mower 5' Shaftdriven, Mid Mount for B-6100/B-7100 HST Tractors \$145

SNOWBLOWERS:

- 22433 Hahn Snowblower 7HP, 24", S.P., Elec. Start \$475
- 18452 Bervac B44-S Snowblower, 84", 3 Pt. Mount, New Demo Unit (Retail \$3,102) \$1,600
- F140/F141 Ford 09GN3685 Snowblower, 36", Fits Ford & Gilson Tractors, Brand New \$250
- 21300 Kubota B-748-A Snowblower Ft. Mounted To Fit B-6100 & B-7100 \$245
- 19210 Kubota 4 Snowblower Heavy Duty 222-A, Fits B7100 2 Stage \$475
- 16222 Kubota B-2510 Snowblower (38", will fit B-5100, B-4200) \$295
- 17840 Kubota G-2500 L&G Snowblower 38", Will Fit G-Series \$575

TRACTORS:

- 22580 Ford 9N Tractor 23 HP, Cat. 1, 540 RPM PTO, Over-running Clutch, New Rear Tires \$2,275
- 22581 Kubota B-2150DT-1 Tractor 24HP Del. PS, 4WD, Bl. 60" Mow, Cat. 1, Std. PTO, 130 Hrs \$10,250
- 22378 Kubota B-6100 HSD Tractor 14 HP Del, Hydro, Cat 1, 3 Pt., 4 WD, w/4' Mower \$5,295
- 22384 Kubota L-175 Tractor 17 HP Del, Std. Trans, Turf Tires, PTO, w/Woods Mower \$3,275
- 22341 Ford NAA Tractor 32 HP, 4 Cyl., Gas, 4 Spd., Cat 1, 3 Pt., 540 RPM PTO \$3,675
- 22434 NAA Ford tractor w/Loader 32 HP w/CAT 1 3 Pt. \$3,675
- 22489 Kubota B-6100 DT Tractor 14 HP, Del, 4WD, Cat 1, 3 Pt. Std. PTO, Wts, Gd. Cnd. \$4,695
- 22494 Ford 1200 Tractor 16 HP Del, 4WD, Cat 1, 3 Pt. Std. PTO, PA Frt. Bid, Good Cond. \$4,850
- 22486 Kubota L-2650 SOLID Tractor 30 HP Del, 4WD, Oilbath Trans, QT L&G, 9 Hrs, Bal. Fac. Wt. \$13,675
- 22419 Sears 10XL Tractor 10 HP, 38" Mower \$450
- 22340 Kubota KH26 Excavator 48 HP, 6 Cyl., 12' Digging Depth, 24" Bucket \$15,675
- 19732 New Kubota B-6200 DT Tractor, 15 HP, 3 Cyl., Diesel, 4 WD, w/Woods Mower \$7,675
- 22212 Satch S-670 Tractor 15 HP Diesel, 3 Pt. COW PTO Turf Tires \$2,595
- 22315 Allis Chalmers 7128 Tractor 12 HP, Shuttle Trans., 42" Mower, "Mechanics Special" \$485
- 22316 Allis Chalmers 7128 Tractor 12 HP, Hydro, Electric Lift, 42" Mower \$995
- 22339 John Deere 650L D Tractor 9 HP Kawasaki, 30" Mower, 1991 Model \$1,350
- 22095 Ford 4000 Tractor, 4 Cyl., Gas, 45 HP, 5 Sp, PS, Rear Wheel Wts., Cat 1, 3 Pt. PTO \$3,475
- 22132 Kubota B-82 SOLID Tractor 19 HP, 3 Cyl., Del, 4WD, Hyd, 3 Pt. & PTO w/Mwr. \$7,495
- 22290 Kubota B-7100 HSE Tractor 16 HP Diesel, Hydro, Cat 1 3 Pt. PTO, 4' Mower \$4,295
- 22157 Craftsman YTV16 Lawn Tractor 16 HP, 44" Mower, Variable Speed, Nice Cond. \$650
- 21477 Wheel Horse Commando 8 L&G Tractor, 8 HP, 36" Mower, Nice Cond. \$675 \$595
- 22112 Snapper 12502 Lawn Tractor 12.5 HP, 33" Mower, Grass Catcher, Very Nice \$1,595
- 22117 Pennsylvania Sabre 8 Riding Tractor 5 HP, 30" Cut \$75
- 21996 Ariens Lawn Tractor, 10 HP, 30" Cut \$395
- 21955 Snapper Comet Lawn Tractor Rear Engine Model, 26" Mower w/Bagger \$350
- 21444 Bolens BT-110 Yard Tractor 11 HP, 42" Mower, Rear Wheel Wts., Very Nice \$1,250
- 21973 Kubota B-6000 E Tractor 12 HP Diesel, Std., 3 Pt. & PTO, w/Woods Mower \$2,995
- 21683 Kubota T-1600 H Lawn Tractor, 13 HP, Water Cooled Diesel, Hydro w/Mower \$3,675
- 20848 Allis Chalmers WC Tractor Mechanical Lift w/Cultivators, Good Paint \$990 \$785
- 21783 Ford L700 Lawn Tractor 8 HP w/34" Mower & Snowblower \$395 \$485
- 20988 Gilson Lawn Tractor 11 HP, 38" Mower, Gear Drive \$465
- 21469 Simplicity 6212.5 Lawn Tractor, 12 HP, Hydro, Mower & Vac Unit \$3,160 \$1,795
- 21885 Lawn Chief 6-630 Tractor, 8 HP, 30" Mower \$365

TRAILERS:

- 21548 Homemade 4 1/2" x 7' Trailer Single Axle \$450 \$375
- 22349 Homemade Trailer, 56"x116", Tandem Axle, 15" Tires, Tailgate, 12" Sides, Spare Tire \$495

LOADERS:

- 22599 Dual 95 qt Loader 48" Bkt. Toothbar w/Mtgs For Kubota B52, 62, 7200 E/D Tractors \$1,685
- 22111 Kubota BF-300 Q-T Loader Quick-Tech, Fits B-8200 Tractors w/60" Bucket \$2,150
- 21372 Sander "D" Model Loader 36" Manure Fork w/Dirt Plate \$295
- 22291 SMC 64G Loader 48" Bucket, Q-T, Fits Compact Tractors, Like New \$1,850

VAC UNITS:

- 21134 Kubota G-3008 Grass Catcher To Fit 48" LGT Mower \$335
- 18204 Kubota G-3008 Vac System L&G Fits G Series Tractors With 48" Mower \$335
- 21041 Pace PEH-110 Vac Unit 3 HP, Direct Mount w/Hitch & Chute For Kubota G Series \$295

MISCELLANEOUS:

- 22350 Landpride RC28-84 Cutter 7', 3 Pt. Hitch, Chain Shielding, Slip Clutch, Gd Cond. \$1,295
- 22414 Kubota KH41 Excavator 18 HP, 8' Dig Depth, 12, 16 & 30" Buckets \$12,900
- 22488 Ferguson Tiller Cat 1, 3 Pt. Std. PTO, 42" Cut \$695
- M1061 Danuser H854 Hyd. Box Scraper 54", Cat 1, 3 Pt., Hyd. Dump w/Cylinder \$495
- M1022 Arps M394 Box Scraper 54" Cat 1 3 Pt., Brand New, Retail \$623 \$425
- 20186 Kubota F-3219 Broom 60", 50/50 Steel & Poly Bristles, w/pwr. Angle Kit \$1,450
- 22385 ATI Forklift Attachment, Loader Mounts For Kubota BF-400 G Loader, 30", Like New \$475
- 20756 Ford Loader Bucket, 72", Model 19SM5058, Brand New \$550
- 22136 WW Grinder 240C Chipper 3 Pt. Hitch Mount, 540 RPM PTO, Like New \$7,495 \$1,395
- 20683 Farmer's Factory Bucket, 54", Manure Tines, Fits Ford 745 Or 545, Brand New \$495
- 20619 Braily 6500 Cultivator 1 Row, Sleeve Hitch \$40
- 22151 John Deere 503 Brush Cutter 5' Cat 1 3 Pt. Hitch \$475
- 21840 CTI Forks Model 860, 6000 Lb. Capacity, Like New \$695
- 22287 Pincer 4000 W Generator 115 & 230 Volts, Fits JD LBT's, Good Condition \$350
- 20800 Homemade Raw Maker 3 Pt., Cat. 0 \$45
- F860 Ford 09GN3636 Tiller, 36", Fits Ford & Gilson Tractors, Brand New \$250
- 21673 Kubota B-6708 8-12 Ag Tires & Rims \$115
- 21674 Kubota B-6755 9.5-16 Ag Tires & Rims \$235
- 21406 Kubota Fr. 6x12 Frt. Tires & Wheels \$95
- 21407 Kubota Fr. 6x16 Rear Tires & Wheels \$200
- 21878 Kubota SOLD Tires & Wheels, 31x13.50-15 Turf, Very Good Condition \$395
- 21877 Kubota SOLD Tires & Wheels, 20.5-8.00-10 Turf, Very Good Condition \$105

COMING IN:

- Ford 1720 w/Loader - Kubota G-1900S w/Mower & Catcher
- Ford 105A Rototiller - Homelite 1450 w/50" Mower - MTD W.B. Tiller



Capacity and efficiency for fast harvesting

When it comes to harvesting, you can't beat the heavy-duty performance that's built into the New Holland Model 790 forage harvester. Performance starts at the cutterhead. The 19 1/16-inch wide, 12-knife cutterhead delivers a fine uniform chop that's just right for most silage feeding operations. And an electric clutch gives instant response and positive control on the reversing gearbox. The Model 790 is available with either a 540-rpm or a 1000-rpm PTO drive.

Stop in today and trade for the performance leader in harvesters—the "790" from Ford New Holland.



LOW RATE FINANCING OR EXTRA DISCOUNTS AVAILABLE!

**USED EQUIPMENT IN STOCK**

NH 499, New Rolls	NH 27 Blower
NH 499 Haybine	NH 718 Harvester
NH 495 Haybine	NH 770 Harvester
NH 785 Skid Loader	NH 791 Spreader
NH 311 Baler	NH 353 Grinder/Mixer
NH 30 Blower	NH 258 Rake

**BHM FARM & LAWN EQUIP.**  
 1000 W. 10th St. York, PA  
 Telephone 717-867-2211  
 Lawn & Garden