

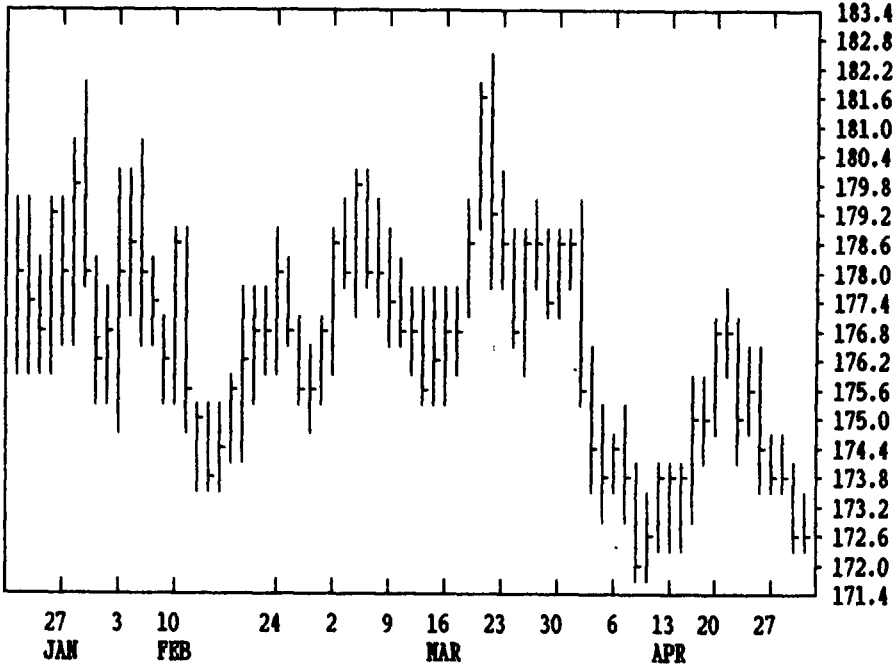
GRAIN, CATTLE AND HOG FUTURE MARKETS

From DTN farmer satellite daily updates. Service phone: (717) 731-1520

(Closing bids: Thursday, April 30)

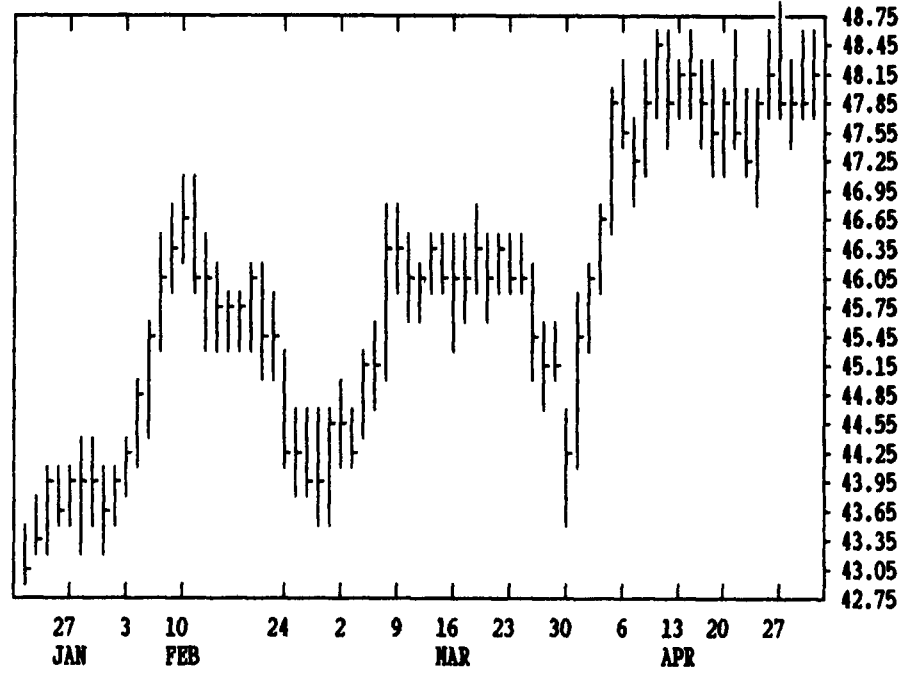
DTN GRAINS 23 MAY SOYNEAL

CONTRACT HIGH: 194.0 LOW: 164.5



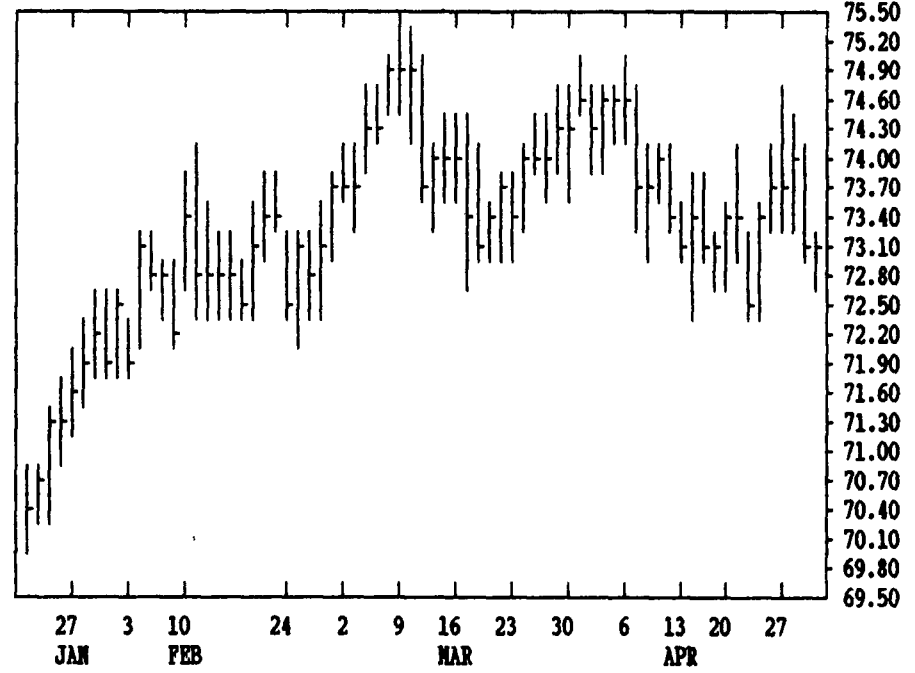
DTN LIVESTOCK 17 JUNE HOGS

CONTRACT HIGH: 50.60 LOW: 42.37



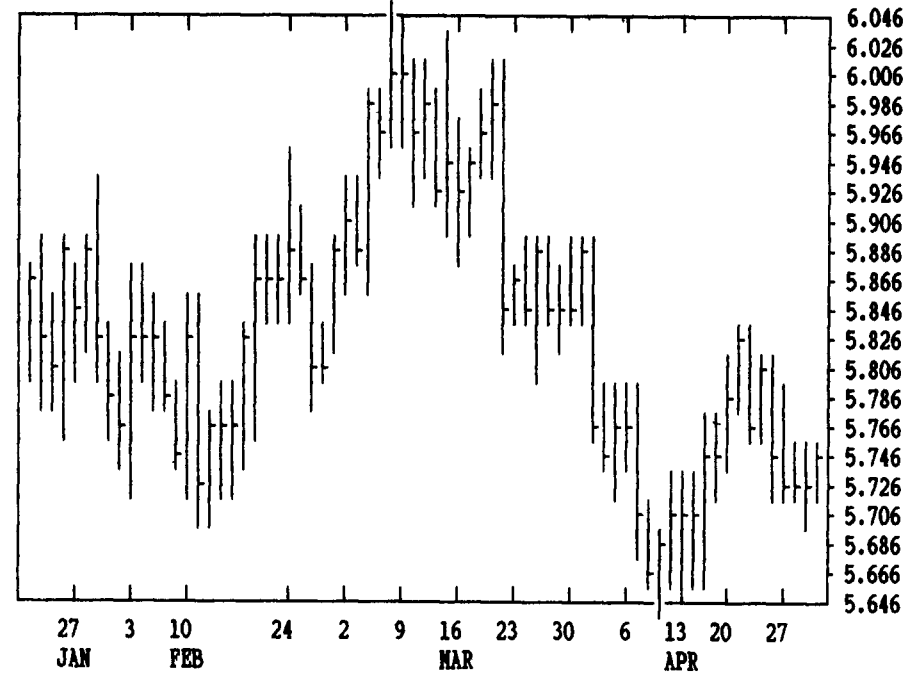
DTN LIVESTOCK 18 JUNE LIVE CATTLE

CONTRACT HIGH: 75.95 LOW: 67.40



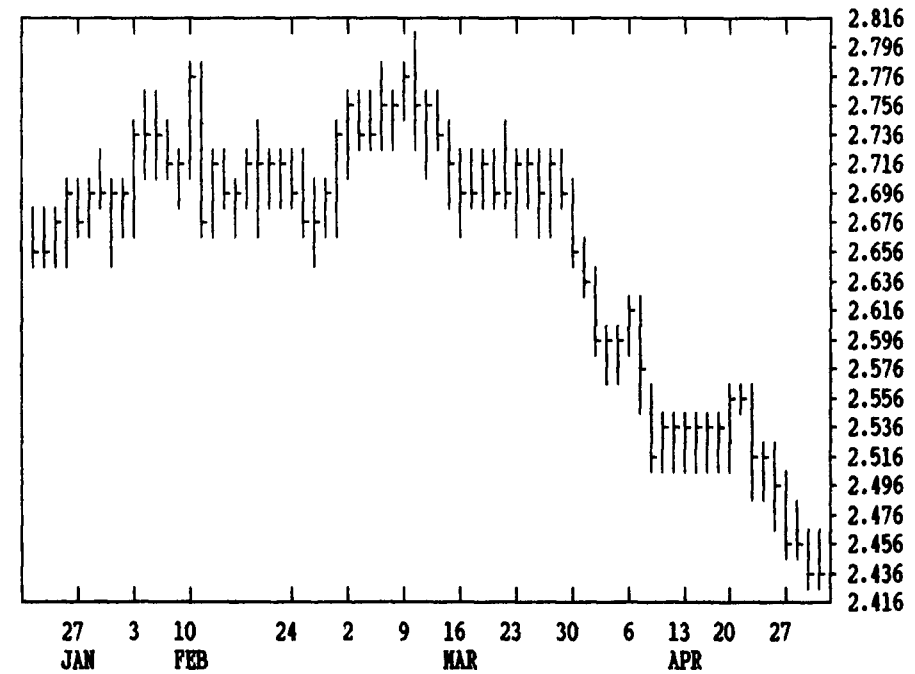
DTN GRAINS 21 MAY SOYBEANS

CONTRACT HIGH: 6.624 LOW: 5.470



DTN GRAINS 16 MAY CORN

CONTRACT HIGH: 2.796 LOW: 2.346



DTN FUTURES	12 04/30/92	TECHNICAL POINTS				SLOW STOCHASTIC						
		MOVING AVERAGES				5 DAY 20 DAY						
CONTRACT	CLOSE	4-DAY	9-DAY	18-DAY	45-DAY	9DAY	14DAY	30DAY	%K	%D	%K	%D
WHEAT MAY	372.25	376.06	376.25	370.24	382.98	46.2	45.3	45.8	18	44	68	65
WHEAT JUL	353.50	358.69	359.89	356.99	367.72	39.2	40.5	44.1	15	41	57	58
KC WHT MAY	358.00	364.94	368.56	368.26	384.36	29.3	32.2	38.6	6	28	24	28
KC WHT JUL	351.75	355.50	356.69	354.86	369.14	39.5	39.6	42.6	13	39	46	45
HW WHT MAY	383.50	385.25	386.14	383.76	394.99	43.5	42.6	45.3	27	49	49	44
CORN MAY	244.00	245.37	249.56	252.86	264.02	18.2	22.3	32.0	3	4	2	5
CORN JUL	249.50	250.75	254.50	257.96	269.20	17.3	21.7	31.8	3	4	2	5
CORN DEC	247.50	248.75	250.83	253.32	261.79	29.0	31.0	37.3	14	12	4	8
OATS MAY	136.50	136.44	138.89	138.53	148.79	39.8	39.1	41.8	12	17	23	33
BEANS MAY	574.25	573.56	576.78	574.90	584.49	45.0	44.9	46.9	13	9	34	42
BEANS JUL	580.25	579.81	583.33	582.01	592.94	42.8	43.1	45.9	15	10	27	36
BEANS NOV	594.50	594.12	598.00	596.49	608.22	41.8	42.4	46.7	16	12	28	38
NEAL MAY	172.90	173.50	174.77	174.37	176.41	35.3	39.4	44.7	6	6	20	33
BNOIL MAY	19.32	19.31	19.51	19.50	19.97	39.2	40.6	44.7	10	10	17	33
CATTLE JUN	73.10	73.50	73.40	73.53	73.89	42.7	44.8	49.0	37	52	44	40
CATTLE AUG	69.85	70.20	69.73	69.51	69.63	53.3	53.1	52.7	55	69	68	60
FCTL MAY	77.70	77.52	77.34	77.53	77.19	56.9	54.9	53.3	43	46	43	35
HOGS JUN	48.10	48.08	47.95	47.96	46.65	58.6	58.9	57.9	48	54	83	83
HOGS JUL	46.08	46.18	46.06	46.09	45.72	51.6	52.1	52.1	40	51	77	77
PKBLS MAY	35.15	35.32	34.82	34.82	35.61	51.9	49.7	47.5	69	74	61	38

LIVE CATTLE				FEEDER CATTLE				LIVE HOGS			
HIGH	LOW	LAST	CHG	HIGH	LOW	LAST	CHG	HIGH	LOW	LAST	CHG
JUN 7332	7290	7310*	-2	MAY 7770				JUN 4865	4807	4810*	+2
AUG 7027	6955	6985*	-5	AUG 7552				JUL 4645	4587	4607*	-5
OCT 6980	6920	6940*	0	SEP 7480				AUG 4430	4365	4377*	-27
DEC 6975	6917	6925*	-10	OCT 7442				OCT 4095	4055	4070*	0
FEB 6925	6882	6882*	-7	NOV 7505				DEC 4290	4257	4272*	-5
APR 7027	6997	6997*	-5	JAN				FEB 4380	4350	4350*	-7
JUN 6800	6750	6770*	-30	MAR				APR 4225	4220	4220*	-2
AUG				APR				JUN		4650b	

SWISS FRANC				EURODOLLAR				PORK BELLIES						
HIGH	LOW	LAST	CHG	HIGH	LOW	LAST	CHG	HIGH	LOW	LAST	CHG			
JUN 6589	6515	6576*	+40	JUN 9586	9581	9585*	-1	MAY 3550	3485	3515*	+12			
SEP 6522	6445	6506*	+40	SEP 9547	9541	9543*	-4	JUL 3530	3460	3462*	-40			
DEC 6460	6390	6448*	+40	DEC 9475	9468	9470*	-5	AUG 3282	3230	3230*	-27			
BRITISH POUND				MAR 9451				9445	9447*	-5	FEB 4345	4250	4272*	-37
JUN 17670	17522	17624*	+50	JUN 9401	9396	9398*	-4	MAR 4202	4202	4202*	-17			
SEP 17408	17272	17368*	+52	SEP 9353	9348	9350*	-4	MAY 4300	4252	4252*	-17			
DEC 17170	17060	17142*	+54	S&P 500 INDEX				GERMAN MARK						
JAPANESE YEN				JUN 41500	41190	41480*	+215	JUN 6036	5977	6019*	+30			
JUN 7507	7478	7498*	+13	SEP 41620	41320	41610*	+225	SEP 5948	5897	5936*	+30			
SEP 7494	7472	7490*	+13	DEC 41800	41500	41780*	+225	DEC 5870	5848	5864*	+30			
DEC 7494	7477	7494*	+14	MAR 41990	41700	41990*	+215	MAR 5807	5777	5807*	+30			

DTN FUTURES	02 05/01/92	DELAYED COMMODITY QUOTES				CENT.	06:03				
		CHICAGO WHEAT						K.C. WHEAT			
HIGH	LOW	LAST	CHG	HIGH	LOW	LAST	CHG	HIGH	LOW	LAST	CHG
MAY 2466	2436	2440*	-4	MAY 3770	3710	3722*	+12	MAY 3634	3580	3580*	-24
JUL 2526	2492	2494*	-12	JUL 3586	3530	3534*	-12	JUL 3564	3512	3516*	0
SEP 2510	2474	2480*	-12	SEP 3624	3572	3574*	-12	SEP 3590	3540	3540*	-14
DEC 2504	2466	2474*	-16	DEC 3690	3640	3640*	-16	DEC 3664	3614	3614*	-20
MAR 2584	2550	2552*	-22	MAR 3684	3640	3640*	-20	MAR 3670	3630	3630*	-14
MAY 2630	2594	2596*	-24	MAY 3570	3570	3570*	0	MINN WHEAT			
JUL 2640	2640	2640*	-24	OATS				MAY 3860	3820	3834*	+14
SEP				MAY 1374	1346	1364*	+24	JUL 3640	3606	3606*	+4
DEC 2544	2544	2544*	-12	JUL 1420	1404	1410*	+12	SEP 3530	3484	3484*	-4
SOYBEANS				SEP 1460	1450	1450*	+4	DEC 3596	3564	3564*	-10
MAY 5744	5730	5742*	+20	DEC 1540	1526	1526*	+6	MAR		3640*	0
JUL 5810	5790	5802*	+12	SOYBEAN MEAL				SOYBEAN OIL			
AUG 5844	5830	5834*	+4	MAY 1734	1725	1729*	-1	MAY 1943	1926	1932*	+6
SEP 5886	5864	5874*	+6	JUL 1767	1758	1762*	0	JUL 1973	1955	1958*	0
NOV 5956	5930	5944*	+6	AUG 1779	1773	1774*	+1	AUG 1987	1971	1973*	-1
JAN 6046	6022	6030*	+4	SEP 1792	1785	1787*	+3	SEP 2001	1988	1988*	-3
MAR 6134	6114	6124*	+14	OCT 1968	1958	1961*	+5	OCT 2017	2003	2004*	-1
MAY 6200	6184	6194*	+10	DEC 1967	1959	1962*	+6	DEC 2049	2035	2036*	-2
JUL 6254	6250	6250*	+16	JAN 1965	1961	1963*	+1	JAN 2059	2046	2046*	-5
AUG				MAR 1977	1972	1972*	+4	MAR 2082	2075	2075*	-1