


Put Our Radials To The Test For 90 Days

BIAS PLY REAR FARM DYNA TORQUE II

- Excellent traction with long-bar, short-bar lugs.
- Designed for improved stability and roadability, plus reduced vibration.
- High-strength polyester cord body and heavy-duty rim shield help protect tire from damage.




DYNA TORQUE II

Size	Ply	Price
8.3-24	6	\$118.00
9.5-24	6	\$155.00
11.2-24	6	\$174.00
12.4-24	8	\$226.00
11.2-28	4	\$178.00
12.4-28	4	\$196.00
13.6-28	6	\$234.00
16.9-30	6	\$311.00

DYNA TORQUE

Size	Ply	Price
16.9-34	6	\$356.00
18.4-34	6	\$391.00
12.4-38	6	\$235.00
13.6-38	6	\$250.00
15.5-38	6	\$309.00
16.9-38	6	\$395.00
18.4-38	6	\$419.00
20.8-38	8	\$645.00



DYNA TORQUE RADIAL

18.4R34	1*	\$ 487.00
15.5R38	1*	\$ 437.00
16.9R38	1*	\$ 547.00
18.4R38	1*	\$ 505.00
20.8R38	1*	\$ 665.00
18.4R42	2*	\$ 695.00
14.9R46	3*	\$ 639.00
18.4R46	3*	\$ 970.00

DYNA TORQUE RADIAL NO RISK OFFER

Buy a pair of Dyna Torque radials now. If, after 90 days from day of mounting, you are not completely satisfied with the performance of these tires, we will remove them and replace them with new Goodyear Dyna Torque bias ply tires of like size and ply rating and will credit you for the difference.

- Revolutionary three-lug/pitch design improves traction and ride.
- Computer-designed "natural" shape casing improves tire body life.
- Radial construction provides better traction, lower fuel and overall costs.

MECHANICAL FRONT WHEEL DRIVE

13.6R28	3*	\$ 385.00
14.9R26	3*	\$ 512.00
16.9R24	2*	\$ 386.00
14.9R30	3*	\$ 540.00
16.9R28	2*	\$ 533.00
18.4R26	2*	\$ 599.00
16.9R30	2*	\$ 615.00

SPECIAL PRICE

LIMITED QUANTITIES

GOODYEAR REAR FARM


TRACTION TORQUE

LONG BAR - LONG BAR

Size	Ply	Price
14.9-28	6 Ply	\$203.00
16.9-30	6 Ply	\$225.00
18.4-34	6 Ply	\$306.00
11.2-36	6 Ply	\$208.00
14.9-38	6 Ply	\$323.00
18.4-38	6 Ply	\$347.00

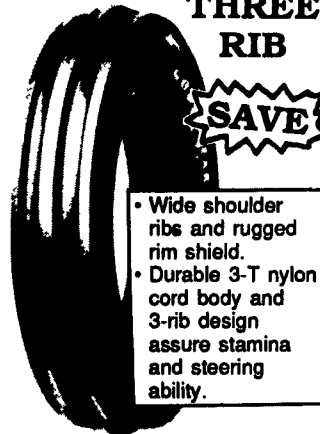
Size	Ply	Price
11L15	8 Ply 4 Rib	\$ 67.75
5.50-16	4 Ply 3 Rib	\$ 28.80
10.00-16	10 Ply 3 Rib	\$ 97.30
10.00-15	8 Ply Wagon	\$ 68.80
14L-16.1	12 Ply Wagon	\$126.50
14.9-24	4 Ply Rear Farm	\$168.00
30.5-32	12 Ply R-3 Rear Farm	\$612.00
18.4R42	2* Rear Farm	\$202.00
16.9-24	Backhoe 8 Ply	\$261.00
14.9-24	Backhoe 4 Ply	\$173.00
11L-15	Backhoe 8 Ply	\$ 72.00
23.5-25	Grader/Loader 16 Ply	\$925.00

FOUR RIB



- Uniform pressure distribution for on-road mobility important for higher horsepower tractors.
- Positive steering
- Bruise-resistant nylon cord

THREE RIB



- Wide shoulder ribs and rugged rim shield.
- Durable 3-T nylon cord body and 3-rib design assure stamina and steering ability.

WAGON TIRES



- High flotation
- Heavy load capacity
- Rugged 3-T cord body

Size	Ply	Price
7.5L-15	6 Ply	\$ 49.00
11L-15	8 Ply	\$ 85.00
7.50-16	6 Ply	\$ 59.00
10.00-16	8 Ply	\$ 81.00
11.00-16	8 Ply	\$ 92.00

Size	Ply	Price
5.00-15	4 Ply	\$ 33.00
5.50-16	4 Ply	\$ 39.00
5.50-16	6 Ply	\$ 42.00
6.00-16	6 Ply	\$ 38.00
7.50-16	6 Ply	\$ 59.00
7.50-18	6 Ply	\$ 76.00
4.00-19	4 Ply	\$ 35.00

Size	Ply	Price
9.5L-15	8 Ply	\$ 45.00
11L-15	8 Ply	\$ 44.00
12.5L-15	8 Ply	\$ 52.00
12.5L-15	10 Ply	\$ 69.00
12.5L-15	12 Ply	\$ 88.00

LEBZELTER FIELD & FLEET CENTER

Rt. 283 & Rheems Exit (Located Behind Messick Farm Equipment) Elizabethtown, PA

367-6777 - 653-0377 1-800-932-3999 (PA & MD.)

LEBZELTER SERVES YOU ON THE FARM IN THE FOLLOWING COUNTIES

- ADAMS
- BERKS
- CHESTER
- CUMBERLAND
- DAUPHIN
- HUNTINGDON
- JUNIATA
- LANCASTER
- LEBANON
- MIFFLIN
- PERRY
- SNYDER
- YORK
- HARFORD (MD)
- CECIL (MD)

