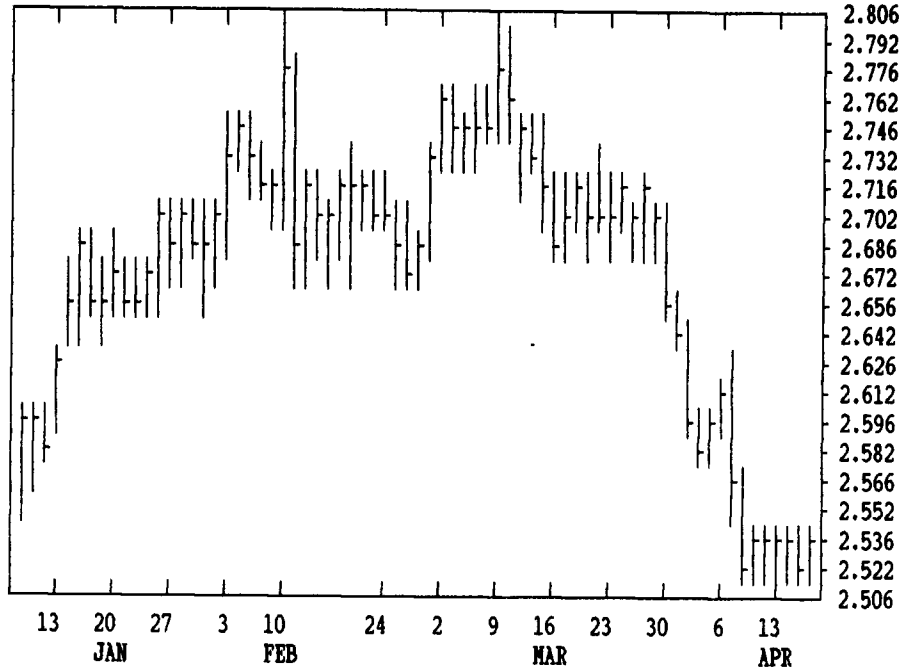


# GRAIN, CATTLE AND HOG FUTURES MARKETS

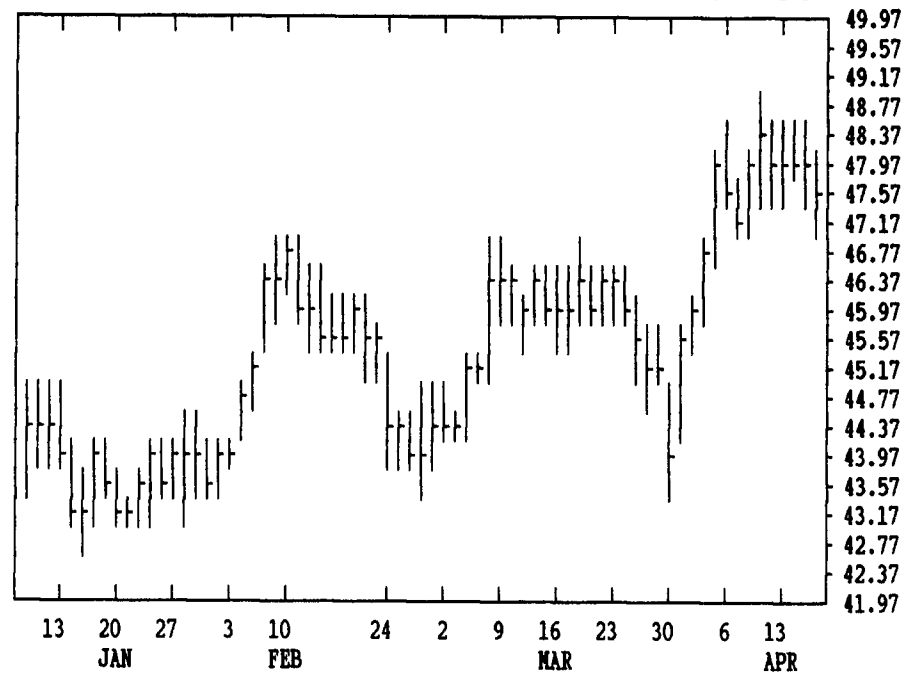
From DTN farmer satellite daily updates. Service phone: (717) 731-1520

(Closing bids: Thursday, April 16)

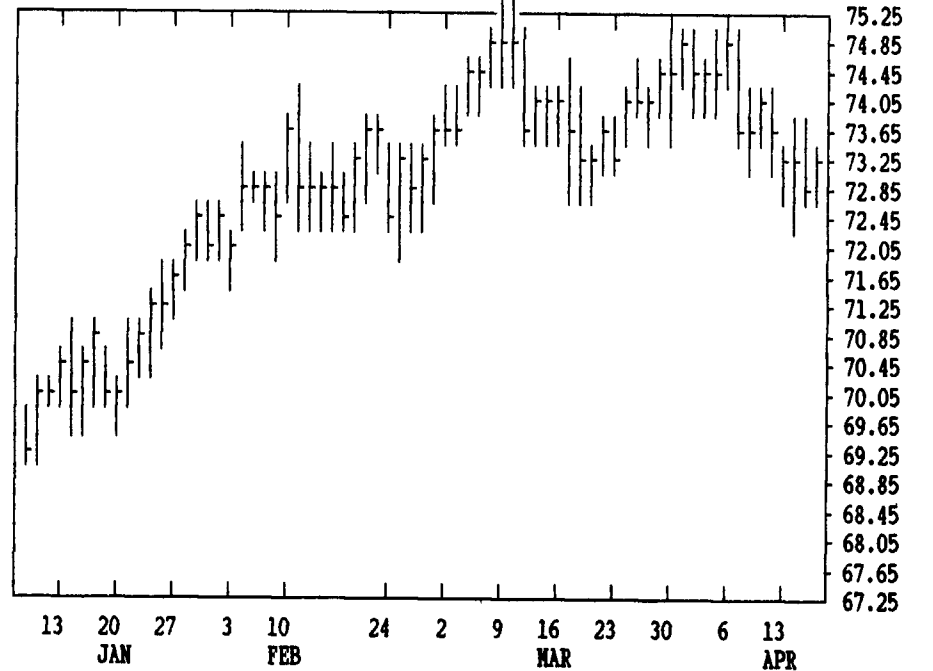
DTN GRAINS 16 MAY CORN CONTRACT HIGH: 2.796 LOW: 2.346



DTN LIVESTOCK 17 JUNE HOGS CONTRACT HIGH: 59.30 LOW: 42.37



DTN LIVESTOCK 18 JUNE LIVE CATTLE CONTRACT HIGH: 75.95 LOW: 67.40

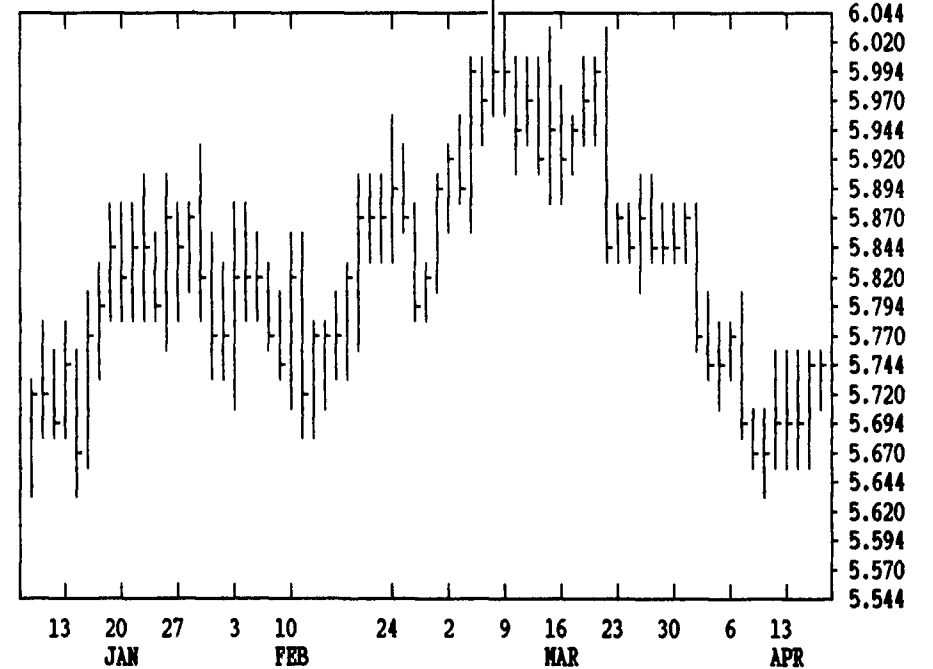


DTN FUTURES	12 04/13/92		TECHNICAL COMMENTS						
	PAST WEEK'S (4/6-4/10)			LAST MONTH (MAR)		CURRENT			
	HIGH	LOW	CLOSE	HIGH	LOW	SUPPORT	RESISTANCE		
SPOT WHEAT	3.725	3.6025	3.61	4.18	3.82	3.50	3.90		
JUL WHEAT	3.61	3.4925	3.5125	3.95	3.5825	3.47	3.77		
SPOT KCWHT	3.7725	3.675	3.685	4.22	4.02	3.56	3.99		
JUL KCWHT	3.64	3.5075	3.525	4.02	3.65	3.48	3.90		
SPOT MGEWT	3.90	3.785	3.815	4.1725	3.935	3.65	4.05		
SPOT CORN	2.6275	2.525	2.535	2.74	2.6425	2.46	2.69		
JUL CORN	2.6825	2.5775	2.59	2.85	2.69	2.395	2.68		
DEC CORN	2.62	2.5125	2.54	2.7575	2.59	2.51	2.60		
SPOT BEANS	5.79	5.66	5.71	5.95	5.78	5.62	5.85		
JUL BEANS	5.87	5.7325	5.7825	6.145	5.91	5.63	6.05		
NOV BEANS	6.01	5.87	5.9225	6.305	6.07	5.78	6.08		
SPOT MEAL	174.90	172.20	173.80	179.00	174.00	167.80	182.40		
SPOT BNOIL	19.71	19.35	19.39	21.05	19.62	19.22	21.05		
SPOT LIVCT	79.90	78.67	78.85	79.72	76.80	77.29	82.50		
JUN LIVCT	74.85	73.20	73.62	75.25	73.00	72.30	75.95		
SPOT FEDCT	79.75	77.35	79.60	80.50	78.27	77.22	89.00		
SPOT LIVHG	43.85	41.95	42.95	41.87	39.25	36.00	52.00		
JUN LIVHG	48.67	47.17	48.02	46.77	43.85	46.27	50.60		
SPOT PKBLS	36.10	34.20	34.97	38.45	34.32	33.40	38.45		

LIVE CATTLE				FEEDER CATTLE				LIVE HOGS						
APR	HIGH	LOW	LAST	CHG	APR	HIGH	LOW	LAST	CHG	APR	HIGH	LOW	LAST	CHG
APR	7795	7755	7787*	-7	APR	7950	7900	7935*	+30	APR	4395	4325	4332*	-32
JUN	7325	7282	7320*	+7	MAY	7755	7697	7737*	+20	JUN	4810	4745	4760*	-45
AUG	6910	6875	6907*	+20	AUG	7570	7490	7555*	+35	JUL	4605	4550	4555*	-40
OCT	6920	6882	6912*	+17	SEP	7510	7450	7490*	+30	AUG	4420	4372	4377*	-30
DEC	6940	6895	6937*	+25	OCT	7495	7432	7475*	+42	OCT	4085	4040	4047*	-37
FEB	6900	6875	6880*	+5	NOV	7535	7470	7532*	+55	DEC	4300	4265	4275*	-12
APR	7030	7020	7020*	+15	JAN					FEB	4375	4365	4365*	-15
JUN					MAR					APR	4220	4220	4220*	-7

CORN				CHICAGO WHEAT				K.C. WHEAT						
MAY	HIGH	LOW	LAST	CHG	MAY	HIGH	LOW	LAST	CHG	MAY	HIGH	LOW	LAST	CHG
MAY	2542	2526	2534*	+2	MAY	3640	3614	3626*	+16	MAY	3680	3652	3666*	+16
JUL	2596	2580	2584*	-4	JUL	3580	3532	3546*	+20	JUL	3544	3510	3524*	+12
SEP	2570	2546	2552*	-4	SEP	3600	3576	3590*	+12	SEP	3580	3550	3556*	+6
DEC	2562	2536	2544*	-6	DEC	3690	3656	3662*	+2	DEC	3664	3642	3642*	-2
MAR	2640	2616	2620*	-10	MAR	3710	3670	3670*	-10	MAR	3700	3680	3680*	-4
MAY	2682	2662	2664*	-6	MAY	3580	3580	3580*	-4					
JUL	2710	2694	2694*	-6						MINN WHEAT				
SEP					MAY	1374	1362	1366*	+6	MAY	3830	3800	3806*	+6
DEC	2564	2564	2564*	+4	JUL	1420	1410	1414*	+10	JUL	3630	3594	3602*	+10
					SEP	1464	1454	1460*	+10	SEP	3520	3484	3490*	+4
					DEC	1536	1526	1526*	+6	DEC	3600	3586	3590*	+10
					SOYBEAN MEAL					SOYBEAN OIL				
MAY	5762	5732	5752*	-2	MAY	1756	1747	1749*	-3	MAY	1958	1944	1949*	-3
JUL	5844	5810	5830*	-2	JUL	1780	1771	1776*	0	JUL	1987	1973	1977*	-3
AUG	5890	5854	5872*	-6	AUG	1790	1783	1789*	+4	AUG	2003	1990	1993*	-3
SEP	5920	5890	5906*	0	SEP	1802	1794	1802*	+4	SEP	2015	2004	2008*	-4
NOV	5984	5950	5976*	0	OCT	1962	1950	1962*	+11	OCT	2030	2018	2021*	-9
JAN	6064	6050	6064*	0	DEC	1965	1955	1965*	+5	DEC	2062	2048	2053*	-4
MAR	6160	6134	6160*	+4	JAN	1963	1962	1962*	-3	JAN	2066	2065	2065*	-2
MAY	6222	6210	6222*	+2	MAR	1990	1980	1985*	+5	MAR	2095	2090	2091*	-1
JUL	6280	6280	6280*	+14										
AUG														

DTN GRAINS 21 MAY SOYBEANS CONTRACT HIGH: 6.624 LOW: 5.470



DTN GRAINS 23 MAY SOYMEAL CONTRACT HIGH: 194.0 LOW: 164.5

