

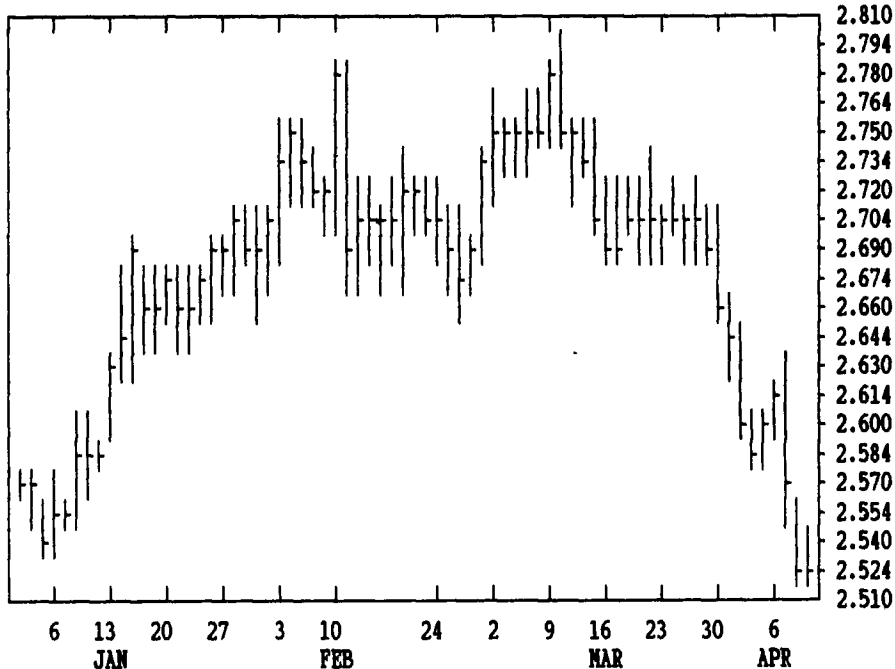
GRAIN, CATTLE AND HOG FUTURES MARKETS

From DTN farmer satellite daily update. Service phone: (717) 731-1520

(Closing bids: Thursday, April 9)

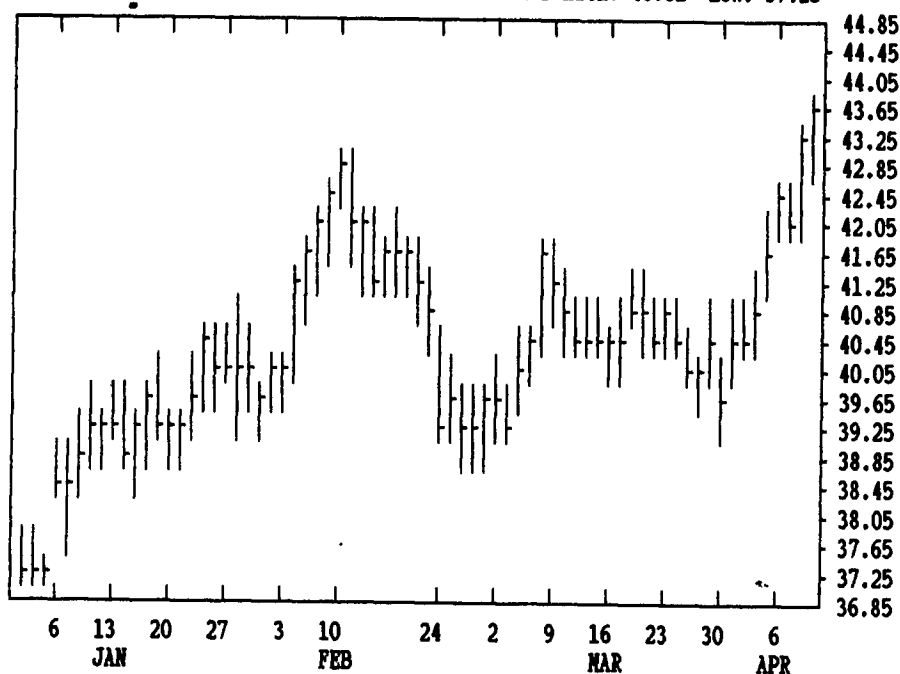
DTN GRAINS 16 MAY CORN

CONTRACT HIGH: 2.796 LOW: 2.346



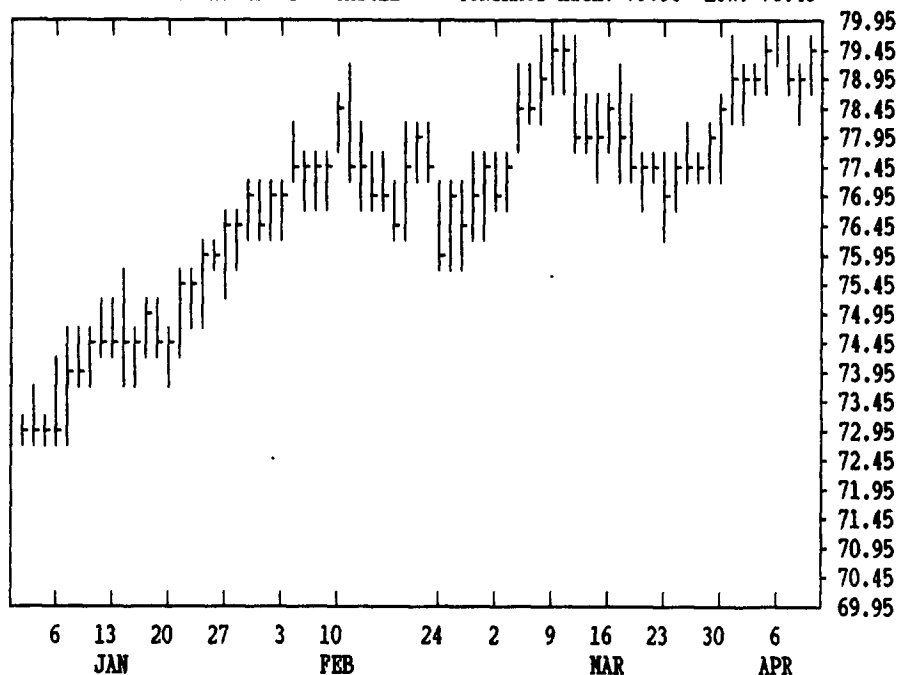
DTN LIVESTOCK 17 APRIL HOGS

CONTRACT HIGH: 46.62 LOW: 37.25



DTN LIVESTOCK 18 APRIL LIVE CATTLE

CONTRACT HIGH: 79.90 LOW: 70.45

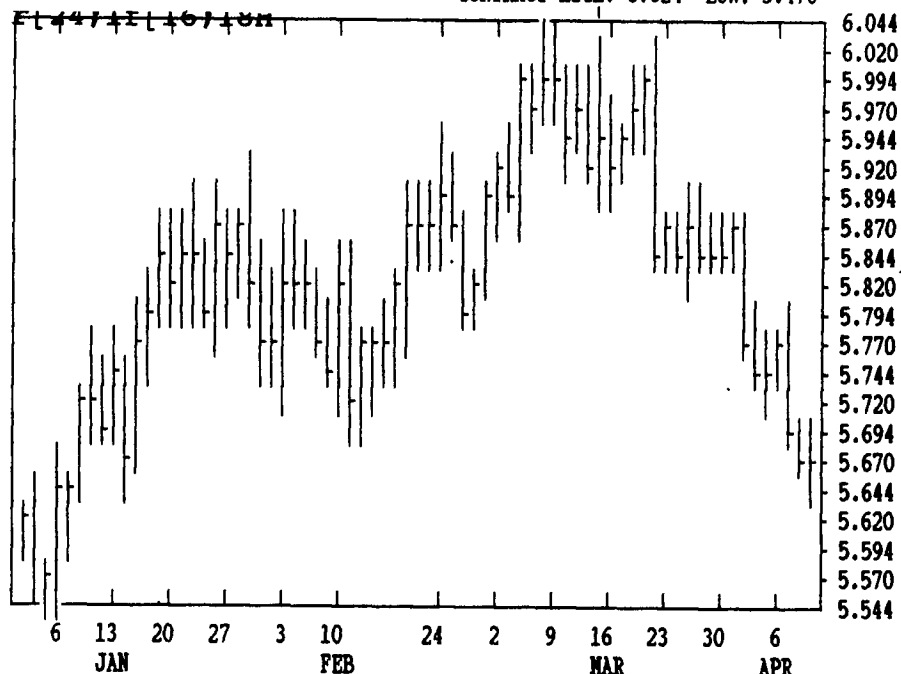


DTN FUTURES 12 04/09/92		TECHNICAL POINTS				SLOW STOCHASTIC						
PRICES ARE DECIMAL		MOVING AVERAGES				RSI'S						
CONTRACT	CLOSE	4-DAY	9-DAY	18-DAY	45-DAY	9DAY	14DAY	30DAY	%K	%D	%K	%D
WHEAT MAY	362.50	365.81	369.44	378.40	396.76	28.9	31.7	39.3	25	26	12	10
WHEAT JULY	352.25	354.87	356.33	362.74	378.91	29.3	32.0	41.1	32	32	10	8
KC WHT MAY	369.50	371.31	374.67	385.42	402.77	27.7	31.0	39.7	25	26	11	9
KC WHT JULY	354.50	356.12	359.42	367.36	383.78	26.8	30.3	40.1	23	20	8	6
MN WHT MAY	382.25	383.62	386.31	395.47	408.06	27.9	32.6	42.3	30	30	14	14
CORN MAY	253.50	256.44	259.56	265.18	269.69	21.4	26.2	36.6	8	14	6	5
CORN JULY	258.75	261.56	264.67	270.35	274.98	22.1	26.5	36.7	8	16	7	6
CORN DEC	252.50	255.06	257.42	261.26	266.88	25.5	28.8	38.2	8	19	8	7
OATS MAY	137.00	138.19	142.61	146.62	155.99	25.0	30.3	39.2	21	17	8	7
BEANS MAY	568.50	570.94	576.31	583.07	585.87	29.4	34.6	43.1	7	12	6	8
BEANS JULY	575.75	578.19	584.28	591.58	594.91	26.4	32.8	42.4	8	11	6	7
BEANS NOV	589.50	591.69	599.14	606.74	610.42	25.7	32.1	43.5	6	9	6	7
MEAL MAY	172.90	173.30	174.98	176.83	176.84	31.5	36.8	44.3	7	7	5	9
BNOIL MAY	19.45	19.47	19.59	19.80	19.97	32.7	37.5	44.2	10	13	3	4
CATTLE APR	79.42	79.43	79.23	78.46	78.10	62.2	60.4	58.0	49	64	85	84
CATTLE JUN	74.07	74.05	74.33	74.06	73.77	48.8	51.1	53.9	31	38	56	64
FCTL APR	79.77	79.73	79.73	79.00	78.22	62.0	61.4	56.6	43	59	86	90
HOGS APR	43.77	42.98	41.77	41.20	41.00	79.1	72.7	63.4	93	93	96	79
HOGS JUN	48.55	47.91	46.92	46.42	45.92	72.7	68.5	62.3	82	82	91	85
PKBLS MAY	35.62	35.33	35.07	36.21	36.39	48.4	47.7	47.0	52	60	32	28

CORN				CHICAGO WHEAT				K.C. WHEAT			
MAY	JULY	SEP	DEC	MAY	JULY	SEP	DEC	MAY	JULY	SEP	DEC
2544	2596	2560	2544	3674	3564	3604	3680	3730	3580	3610	3690
2524	2576	2536	2516	3620	3520	3566	3644	3694	3540	3654	3654
2534*	2586*	2544*	2524*	3624*	3522*	3566*	3652*	3694*	3544*	3654*	3654*
+4	+6	+6	+10	-40	-36	-26	-26	-24	-22	-24	-24
MAR 2616	MAY 2662	JULY 2690	SEP 2556	MAR 3694	MAY 3574	JULY 1430	SEP 1472	MAR 3704	MAY 3850	JULY 3664	SEP 3550
2590	2640	2670	2554*	3674	3574	1410	1456	3704	3820	3614	3520
2602*	2642*	2680*	2554*	3684*	3574*	1410	1460*	3704*	3822*	3614	3520*
+14	+12	+14	0	-4	-4	+10	+4	-16	-4	-4	-20
SOYBEANS	SOYBEAN MEAL	SOYBEAN OIL									
MAY 5700	MAY 1733	MAY 1949	5772	1733	1949	1978	5732	1733	1949	1978	1993
5660	1729*	1937	5756*	1729*	1937	1975*	5756*	1729*	1937	1975*	1990*
+16	+6	+10	+14	+6	+6	+6	+16	+6	+10	+10	+10
JULY 5772	JULY 1733	JULY 1978	5732	1733	1978	1975*	5756*	1733	1978	1975*	1993
5756*	1729*	1937	5756*	1729*	1937	1975*	5756*	1729*	1937	1975*	1990*
+14	+6	+10	+14	+6	+6	+6	+16	+6	+10	+10	+10
AUG 5806	AUG 1733	AUG 1993	5796*	1733	1993	1990*	5796*	1733	1993	1990*	2005*
5796*	1729*	1983	5796*	1729*	1983	1990*	5796*	1729*	1983	1990*	2016*
+14	+6	+7	+22	+6	+7	+7	+22	+6	+7	+7	+6
SEP 5840	SEP 1733	SEP 1993	5814	1733	1993	1990*	5814	1733	1993	1990*	2016*
5814	1729*	1983	5814	1729*	1983	1990*	5814	1729*	1983	1990*	2016*
+24	+6	+7	+22	+6	+7	+7	+22	+6	+7	+7	+6
NOV 5902	NOV 1733	NOV 2007	5872	1733	2007	2005*	5872	1733	2007	2005*	2016*
5872	1729*	1998	5872	1729*	1998	2005*	5872	1729*	1998	2005*	2016*
+22	+6	+9	+22	+6	+9	+9	+22	+6	+9	+9	+6
JAN 5984	JAN 1733	JAN 2022	5964	1733	2022	2016*	5964	1733	2022	2016*	2016*
5964	1729*	2013	5964	1729*	2013	2016*	5964	1729*	2013	2016*	2016*
+14	+6	+6	+14	+6	+6	+6	+14	+6	+6	+6	+6
MAR 6070	MAR 1733	MAR 2053	6054	1733	2053	2051*	6054	1733	2053	2051*	2051*
6054	1729*	2042	6054	1729*	2042	2051*	6054	1729*	2042	2051*	2051*
+20	+6	+10	+20	+6	+10	+10	+20	+6	+10	+10	+10
MAY 6134	MAY 1733	MAY 2060	6124	1733	2060	2060*	6124	1733	2060	2060*	2060*
6124	1729*	2055	6124	1729*	2055	2060*	6124	1729*	2055	2060*	2060*
0	+6	+9	0	+6	+9	+9	0	+6	+9	+9	+9
JULY 6190	JULY 1733	JULY 2090	6170	1733	2090	2085*	6170	1733	2090	2085*	2085*
6170	1729*	2080	6170	1729*	2080	2085*	6170	1729*	2080	2085*	2085*
+10	+6	+15	+10	+6	+15	+15	+10	+6	+15	+15	+15
AUG											

DTN GRAINS 21 MAY SOYBEANS

CONTRACT HIGH: 6.624 LOW: 5.470



DTN GRAINS 23 MAY SOYMEAL

CONTRACT HIGH: 194.0 LOW: 164.5

