

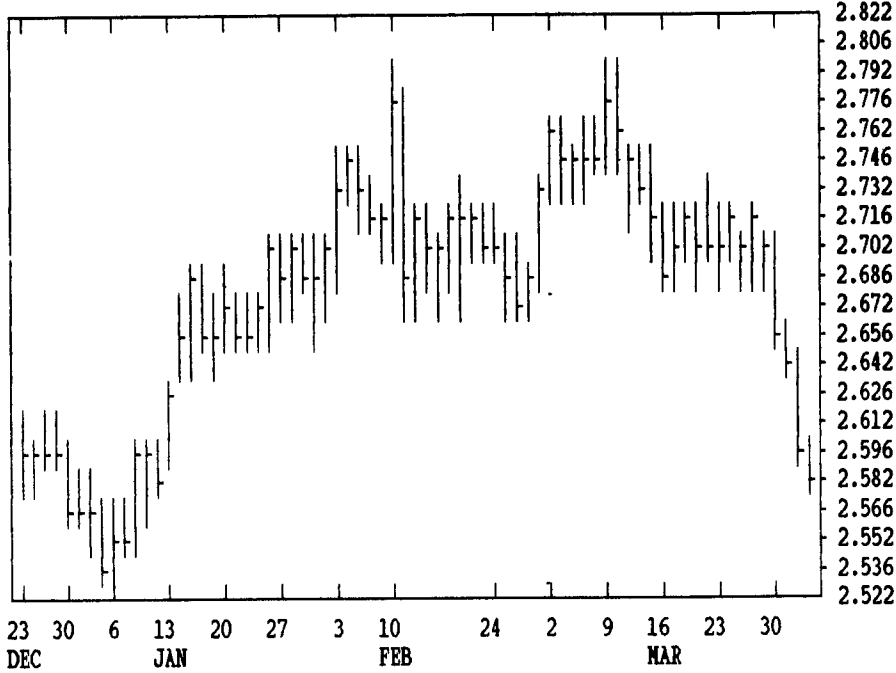
# GRAIN, CATTLE AND HOG FUTURES MARKETS

From DTN farmer satellite daily update. Service phone: (717) 731-1520

(Closing bids: Thursday, April 2)

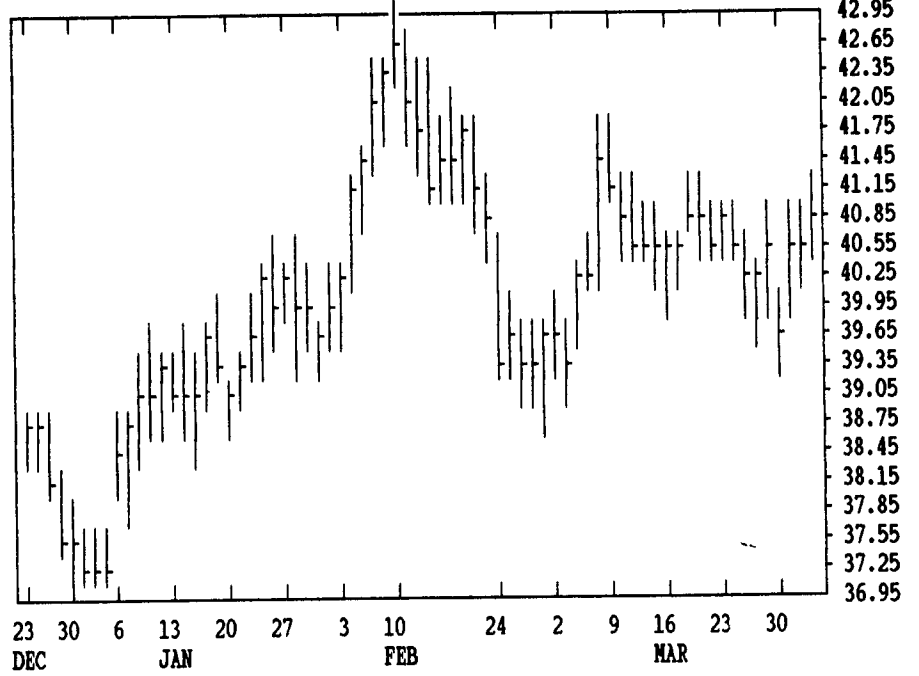
DTN GRAINS 16 MAY CORN

CONTRACT HIGH: 2.796 LOW: 2.346



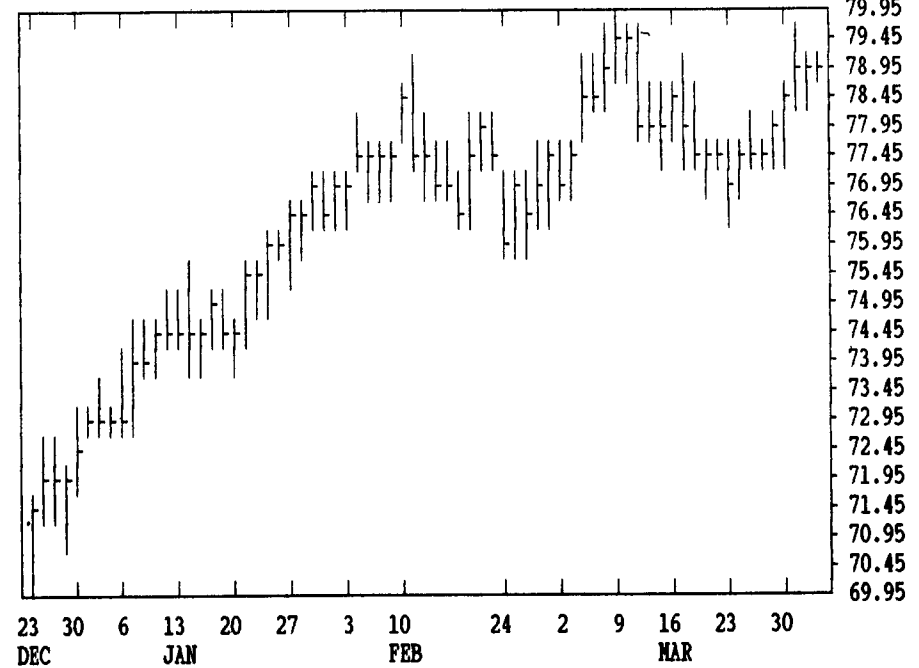
DTN LIVESTOCK 17 APRIL HOGS

CONTRACT HIGH: 46.62 LOW: 37.25



DTN LIVESTOCK 18 APRIL LIVE CATTLE

CONTRACT HIGH: 79.72 LOW: 70.45

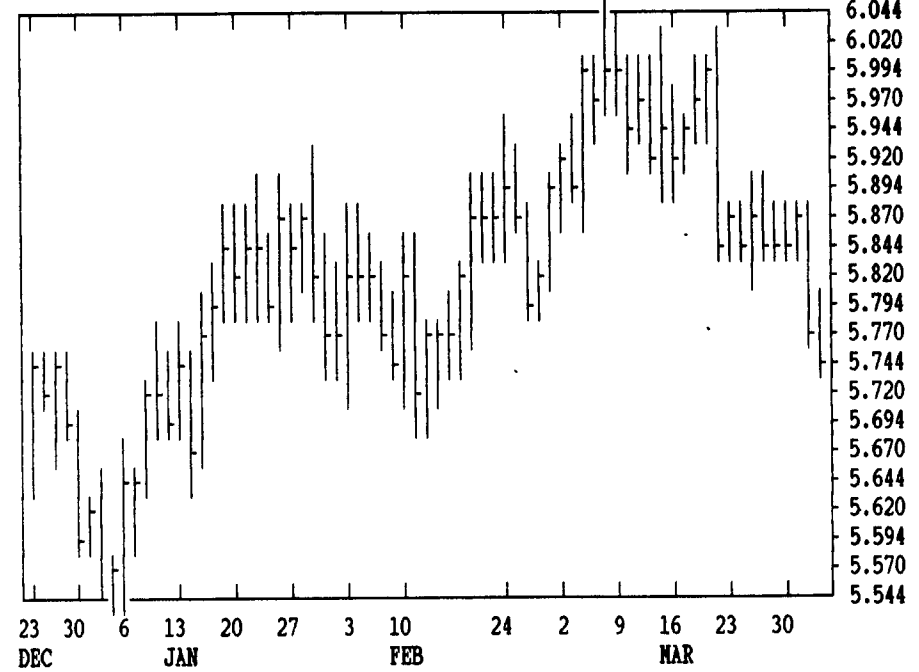


DTN FUTURES 10 04/03/92		DELAYED OPTION QUOTES						CENT. 06:38	
CATTLE PT-APR-CL	CATTLE PT-JUN-CL	PT-AUG-CL	PT-OCT-CL	PT-DEC-CL	LAST	CHG			
74	2* 525*	66	10*	60*	102*	110*	APR	7925*	+7
75	2 425*	68	15*	665*	102*	272*	142*	330*	170*
76	2 325*	70	30*	480*	172*	147*	222*	210*	235*
77	2 225*	72	55*	310*	290*	67*	122*	157*	OCT
78	2* 127*	74	110*	165*	27*	67*	480*	90*	DEC
79	12* 37*	76	210*	65*	7*	35*	52*	FEB	6950*
80	80* 5*	78	365*	22*	5*	20*	25*	APR	7047*
FEEDER PT-APR-CL		PT-MAY-CL	PT-AUG-CL	PT-SEP-CL	PT-OCT-CL	PT-NOV-CL	LAST CHG		
74	2* 585*	17* 435*	125* 380*	175*	215*	250a	APR	7982*	+22
76	5* 387*	37* 267*	185* 250*	260a	210*		MAY	7827*	+25
78	12* 195*	87* 125*	280* 145*	110*	95*	145a	AUG	7665*	+25
80	70* 50*	197* 35*	450a 70*	60*	47*		SEP	7555*	+20
82	220* 2*	372* 5*	555* 27*	15*	30a		OCT	7510*	+5
HOGS PT-APR-CL		PT-JUN-CL	PT-JULY-CL	PT-AUG-CL	PT-OCT-CL	PT-DEC-CL	LAST CHG		
36	5 502*				50a		APR	4102*	+35
38	2 302*	5* 872*	27a 745*	22*	70*	310a	JUN	4667*	+50
40	2 102*	10* 677*	20* 555*	57* 392*	145*	200*	JULY	4545*	+52
42	100*	2* 15*	482* 40*	380* 120*	255*	250*	AUG	4335*	+20
44	297*	5 47*	315* 90*	235* 215*	150*	70*	OCT	4057*	-7
46	497*	2 102*	170* 190*	130* 350*	85*		DEC	4292*	-50
48		2 212*	80* 315*	65*	40*	70b	FEB	4410*	-45

DTN FUTURES 02 04/03/92		DELAYED COMMODITY QUOTES						CENT. 06:46						
CORN				CHICAGO WHEAT				K.C. WHEAT						
HIGH	LOW	LAST	CHG	HIGH	LOW	LAST	CHG	HIGH	LOW	LAST	CHG			
MAY	2606	2590	2592*	-6	MAY	3700	3620	3626*	-64	MAY	3740	3664	3680*	-60
JULY	2660	2636	2642*	-10	JULY	3554	3520	3544*	0	JULY	3602	3554	3562*	-32
SEP	2620	2604	2606*	0	SEP	3594	3570	3574*	-14	SEP	3620	3584	3586*	-36
DEC	2600	2582	2586*	+4	DEC	3674	3646	3664*	+2	DEC	3700	3664	3674*	-30
MAR	2670	2654	2660*	+4	MAR	3694	3670	3684*	-4	MAR		3710*	-30	
MAY	2710	2700	2700*	+4	MAY	3570	3570	3570*	0	MINN WHEAT				
JULY	2740	2730	2732*	+2	OATS				MAY	3864	3784	3810*	-4	
SEP					MAY	1452	1410	1412*	-42	JULY	3670	3634	3640*	-10
DEC					JULY	1506	1462	1464*	-46	SEP	3564	3530	3544*	+4
SOYBEANS				SEP	1552	1512	1512*	-46	DEC	3636	3610	3620*	-20	
MAY	5792	5750	5754*	-16	DEC	1614	1572	1572*	-46	MAR		3670*	-40	
JULY	5876	5840	5844*	-10	SOYBEAN MEAL				SOYBEAN OIL					
AUG	5922	5884	5886*	-16	MAY	1761	1742	1744*	-12	MAY	1976	1950	1957*	-4
SEP	5964	5924	5924*	-14	JULY	1788	1771	1774*	-13	JULY	2006	1980	1987*	-2
NOV	6040	6004	6006*	-10	AUG	1796	1782	1783*	-16	AUG	2023	1998	2004*	-1
JAN	6120	6094	6100*	-2	SEP	1806	1789	1789*	-18	SEP	2035	2010	2020*	0
MAR	6210	6190	6190*	-10	OCT	1952	1936	1937*	-18	OCT	2047	2026	2030*	-2
MAY	6260	6260	6260*	-10	DEC	1965	1948	1950*	-20	DEC	2080	2055	2065*	+3
JULY	6330	6304	6304*	-10	JAN	1968	1953	1953*	-17	JAN	2080	2070	2075*	+5
AUG					MAR	1985	1970	1970*	-15	MAR	2105	2095	2100*	+5
LIVE CATTLE				FEEDER CATTLE				LIVE HOGS						
HIGH	LOW	LAST	CHG	HIGH	LOW	LAST	CHG	HIGH	LOW	LAST	CHG			
APR	7930	7890	7925*	+7	APR	7987	7955	7982*	+22	APR	4115	4055	4102*	+35
JUN	7460	7415	7455*	+20	MAY	7840	7800	7827*	+25	JUN	4675	4600	4667*	+50
AUG	6985	6945	6975*	+22	AUG	7665	7640	7665*	+25	JULY	4550	4492	4545*	+52
OCT	6997	6940	6987*	+35	SEP	7567	7550	7555*	+20	AUG	4350	4307	4335*	+20
DEC	7017	6962	7015*	+35	OCT	7530	7502	7510*	+5	OCT	4067	4045	4057*	-7
FEB	6960	6947	6950*	+22	NOV	7565	7555	7560*	+30	DEC	4335	4280	4292*	-50
APR	7060	7045	7047*	+15	JAN					FEB	4435	4410	4410*	-45
JUN					MAR					APR	4262	4240	4245*	-22
SWISS FRANC				EURODOLLAR				PORK BELLIES						
JUN	6612	6567	6592*	+33	JUN	9552	9547	9549*	-2	MAY	3555	3420	3522*	+77
SEP	6543	6500	6529*	+33	SEP	9517	9511	9512*	-3	JULY	3620	3490	3582*	+75
DEC	6500	6480	6483*	+33	DEC	9444	9438	9439*	-2	AUG	3480	3350	3427*	+70
BRITISH POUND				S&P 500 INDEX				GERMAN MARK						
JUN	17100	17050	17076*	+56	JUN	40535	39900	39960*	-575	JUN	6025	5992	6014*	+29
SEP	16830	16780	16802*	+58	SEP	40670	40080	40100*	-580	SEP	5944	5920	5936*	+27
DEC	16570	16498	16556*	+58	DEC	40840	40225	40285*	-545	DEC	5869	5843	5869*	+26
JAPANESE YEN				MAR				MAR						
JUN	7476	7437	7467*	+46	JUN	40495	40490	40495*	-585	MAR	5817	5782	5817*	+35
SEP	7473	7430	7465*	+45										
DEC	7470	7465	7470*	+44										

DTN GRAINS 21 MAY SOYBEANS

CONTRACT HIGH: 6.624 LOW: 5.470



DTN GRAINS 23 MAY SOYNEAL

CONTRACT HIGH: 194.0 LOW: 164.5

