

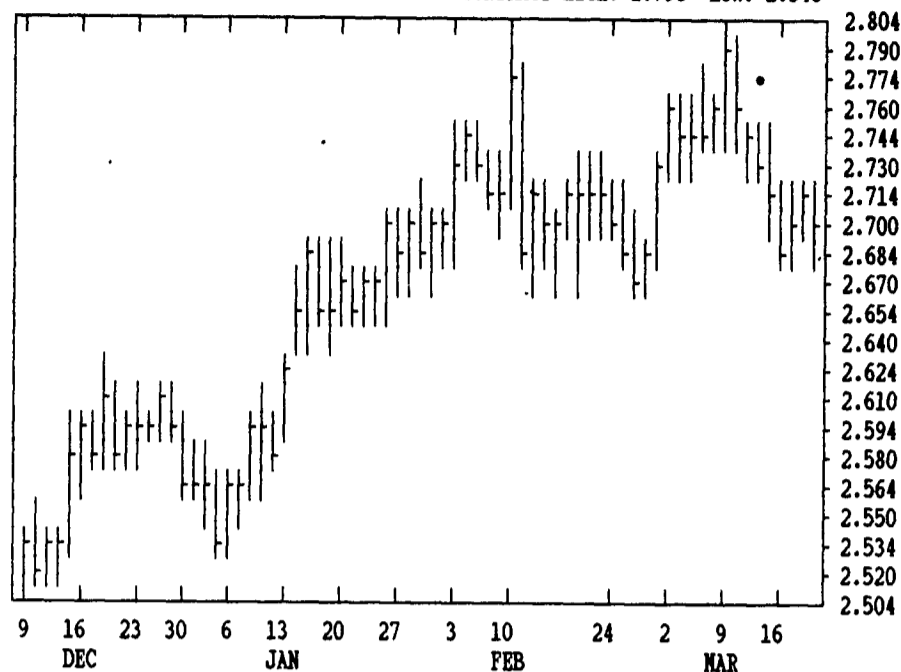
GRAIN, CATTLE AND HOG FUTURES MARKETS

From DTN farmer satellite daily update. Service phone: (717) 731-1520

(Closing bids: Thursday, March 19)

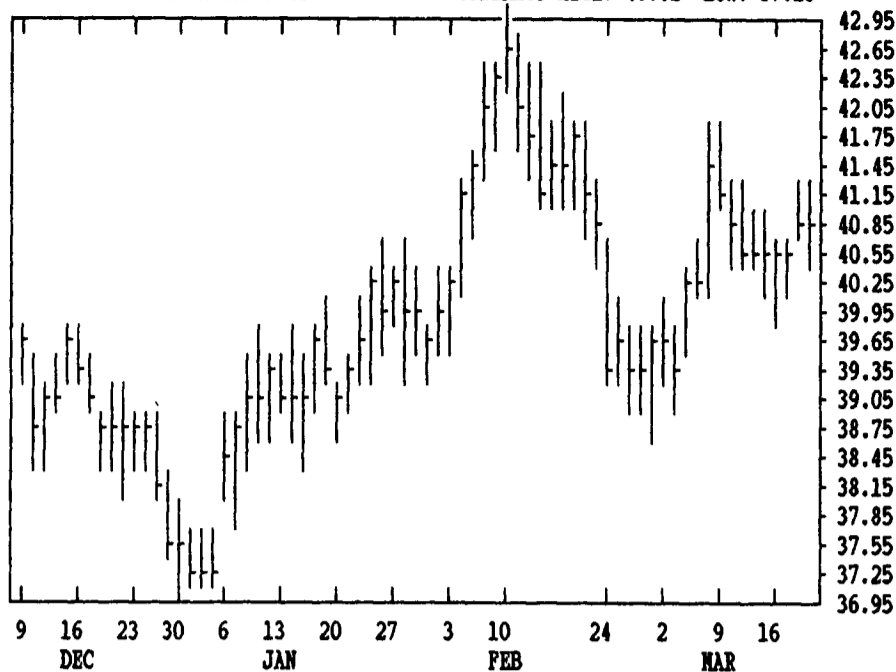
DTN GRAINS 16 MAY CORN

CONTRACT HIGH: 2.796 LOW: 2.346



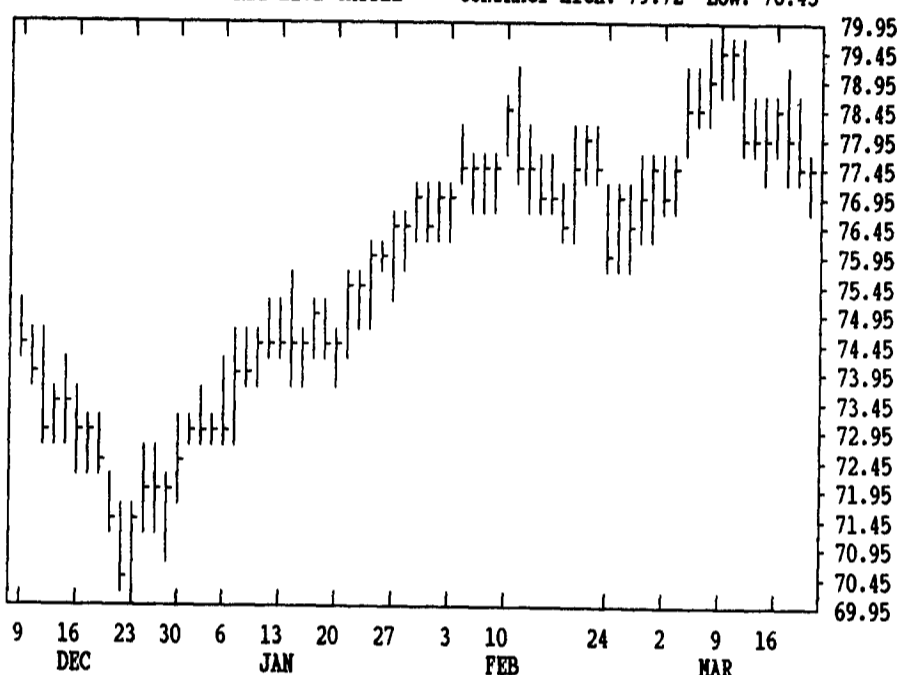
DTN LIVESTOCK 17 APRIL HOGS

CONTRACT HIGH: 46.62 LOW: 37.25



DTN LIVESTOCK 18 APRIL LIVE CATTLE

CONTRACT HIGH: 79.72 LOW: 70.45



	PAST WEEK'S (ENDING 03/13)			LAST MONTH (2/1-2/28)		CURRENT	
	HIGH	LOW	CLOSE	HIGH	LOW	SUPPORT	RESISTANCE
SPOT WHT	4.18	3.92	3.93	4.63 1/2	4.01	3.94	4.29
JUL WHT	3.95	3.69 1/4	3.69 3/4	4.29 1/2	3.76	3.58	4.06
SPOT KC	4.22	4.04	4.06	4.67	4.10	3.89	4.35
KC JUL	4.02	3.72 3/4	3.74	4.30 1/2	3.82	3.59	4.06
SPOT MIN	4.13 1/4	3.98	3.98	4.60	4.05	3.85	4.30
SPOT CN	2.74	2.63 1/4	2.64 1/4	2.71 1/4	2.59 3/4	2.60	2.77
JUL CORN	2.85	2.75	2.76 1/4	2.84 1/2	2.72	2.70	2.85
DEC92 CN	2.75 3/4	2.63	2.64 3/4	2.75	2.65 3/4	2.63	2.75
SPOT BNS	5.94 3/4	5.83 1/2	5.89 3/4	5.85	5.64 1/2	5.73	6.08
JLY BNS	6.13 3/4	6.00	6.04 3/4	6.05	5.79	5.90	6.15
NOV92 BN	6.30	6.18 1/2	6.20	6.19 3/4	5.90 1/2	6.08	6.32
SPOT MEAL	176.30	174.00	175.00	178.90	171.50	173.00	180.30
SPOT BNOIL	21.07	20.58	20.87	20.00	18.72	18.6	21.33
SPOT CTTL	79.72	78.25	78.25	79.17	76.05	75.00	79.00
JUN CTTL	75.25	73.70	74.07	73.97	71.85	72.00	76.00
SPOT FDCT	80.50	79.67	79.95	80.35	77.80	77.00	81.25
SPOT HOGS	41.80	40.45	40.60	42.90	38.97	39.57	42.50
JUN HOGS	46.77	45.85	46.17	46.95	43.80	42.50	47.00
SPOT BLY	36.60	34.85	34.85	39.20	31.85	30.00	36.85

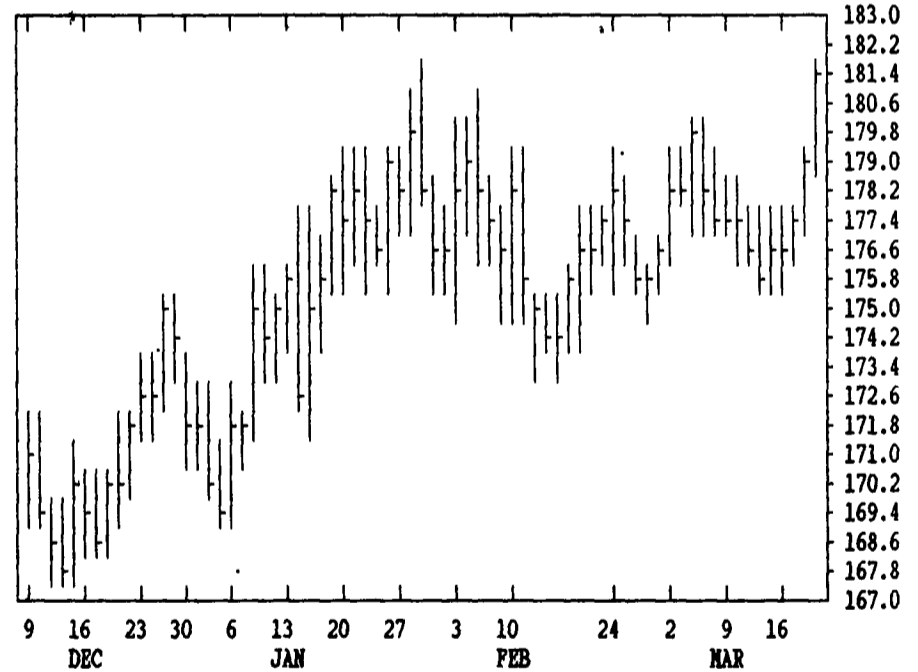
LIVE CATTLE				FEEDER CATTLE				LIVE HOGS						
MONTH	HIGH	LOW	LAST	CHG	MONTH	HIGH	LOW	LAST	CHG	MONTH	HIGH	LOW	LAST	CHG
APR	7772	7720	7757*	+7	MAR	7990	7970	7985*	+7	APR	4115	4065	4087*	-5
JUN	7347	7305	7335*	+20	APR	7805	7755	7795*	+20	JUN	4652	4590	4625*	-5
AUG	6980	6935	6955*	-2	MAY	7695	7650	7657*	+12	JUL	4625	4575	4605*	-10
OCT	6950	6920	6942*	+10	AUG	7555	7512	7540*	+12	AUG	4465	4410	4437*	-7
DEC	6960	6935	6950*	-2	SEP	7480	7450	7467*	+15	OCT	4180	4120	4145*	-22
FEB	6922	6895	6902*	+2	OCT	7460	7425	7440*	+5	DEC	4495	4450	4470*	-17
APR	7005	7005	7005*	+7	NOV	7460	7445	7455*	0	FEB	4567	4560	4567*	-12
JUN					JAN					APR	4330	4305	4305*	-15

SWISS FRANC				EURODOLLAR				PORK BELLIES						
MONTH	HIGH	LOW	LAST	CHG	MONTH	HIGH	LOW	LAST	CHG	MONTH	HIGH	LOW	LAST	CHG
JUN	6578	6521	6533*	-81	JUN	9530	9523	9527*	+3	MAR	3655	3580	3647*	+17
SEP	6500	6465	6483*	-79	SEP	9485	9476	9481*	+5	MAY	3775	3680	3762*	+52
DEC	6435	6425	6435*	-87	DEC	9404	9392	9399*	+4	JLY	3840	3767	3830*	+37
					MAR	9373	9362	9370*	+6	AUG	3685	3635	3642*	+22
					JUN	9321	9312	9319*	+6	FEB	4860	4850	4860*	-20
					SEP	9281	9268	9277*	+8	MAR	4820	4760	4760*	-40

CORN				CHICAGO WHEAT				K.C. WHEAT						
MONTH	HIGH	LOW	LAST	CHG	MONTH	HIGH	LOW	LAST	CHG	MONTH	HIGH	LOW	LAST	CHG
MAR	2656	2634	2646*	0	MAR	3936	3900	3934*	+24	MAR	4200	4172	4200*	+80
MAY	2716	2694	2710*	-4	MAY	3896	3860	3886*	+22	MAY	4020	3972	4012*	+54
JLY	2764	2744	2756*	-4	JLY	3740	3704	3726*	+2	JLY	3804	3770	3786*	+2
SEP	2696	2676	2684*	-12	SEP	3780	3744	3756*	-2	SEP	3820	3800	3810*	0
DEC	2656	2636	2644*	-10	DEC	3862	3832	3842*	-12	DEC	3894	3884	3894*	+10
MAR	2722	2710	2712*	-10	MAR	3890	3854	3860*	-2					
MAY	2760	2750	2750*	-10										
JUL					MAR	1490	1484	1484*	-14	MAR	4200	4116	4200*	+114
SEP					MAY	1550	1494	1504*	-42	JLY	3886	3870	3884*	+32
					JLY	1610	1554	1562*	-44	SEP	3742	3724	3736*	+22
					SEP	1626	1594	1604*	-36	DEC	3806	3794	3806*	+22

DTN GRAINS 23 MAY SOYNEAL

CONTRACT HIGH: 194.0 LOW: 164.5



DTN GRAINS 21 MAY SOYBEANS

CONTRACT HIGH: 6.624 LOW: 5.470

