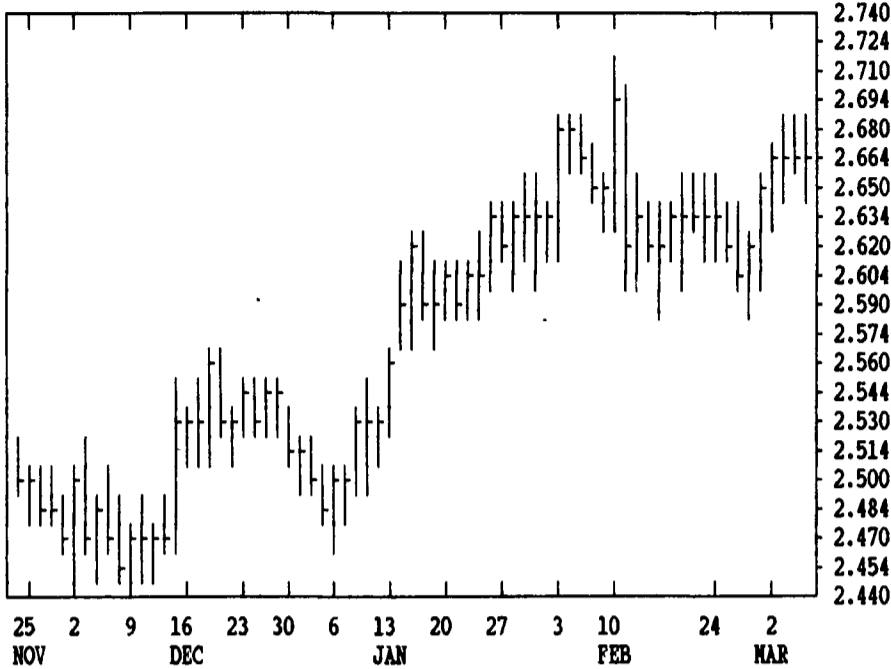


GRAIN, CATTLE AND HOG FUTURES MARKETS

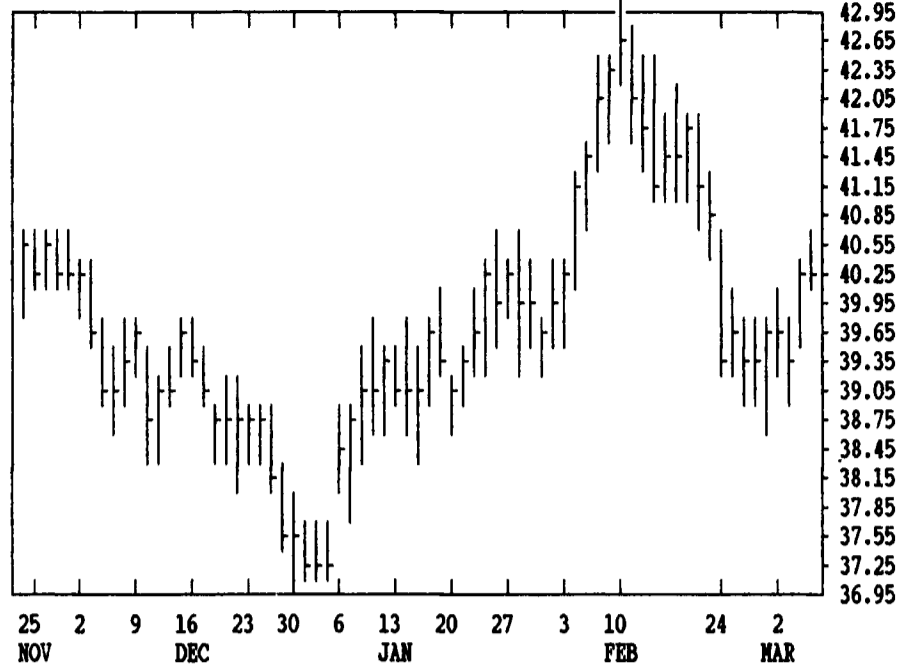
From DTN farmer satellite daily update. Service phone: (717) 731-1520

(Closing bids: Thursday, March 5)

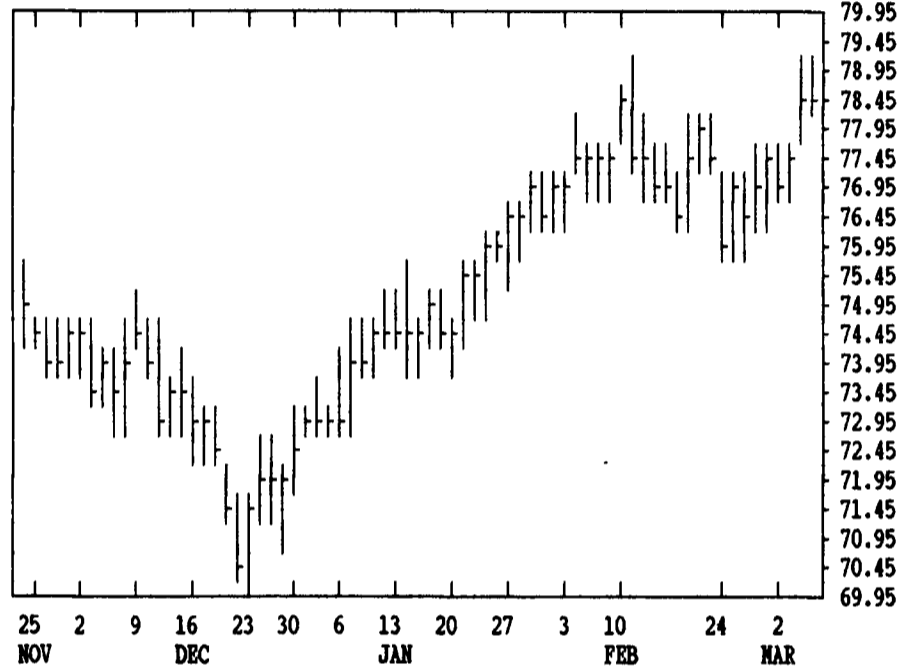
DTN GRAINS 16 MARCH CORN CONTRACT HIGH: 2.772 LOW: 2.284



DTN LIVESTOCK 17 APRIL HOGS CONTRACT HIGH: 46.62 LOW: 37.25



DTN LIVESTOCK 18 APRIL LIVE CATTLE CONTRACT HIGH: 79.17 LOW: 70.45



	PAST WEEK'S (ENDING 02/28)			JAN'S (ENDING 1/31)		CURRENT	
	HIGH	LOW	CLOSE	HIGH	LOW	SUPPORT	RESISTANCE
SPOT WHT	4.18	4.01	4.01 1/2	4.42 3/4	3.92 1/2	4.00	4.32
JUL WHT	3.92 1/2	3.76	4.00	3.90	3.38 1/2	3.60	4.10
SPOT KC	4.28 1/2	4.10 1/2	4.12 1/2	4.42	3.89 3/4	3.89	4.38
KC JUL	3.98	3.82	4.07 3/4	3.95	3.41 1/2	3.50	4.30
SPOT MIN	4.27 1/2	4.15 1/4	4.15 3/4	4.29 1/2	3.76	4.06	4.58
SPOT CN	2.65	2.60 3/4	2.64 3/4	2.65	2.48	2.54	2.72
JUL CORN	2.79 1/2	2.72 3/4	2.79 1/4	2.76	2.59	2.64	2.82
DEC92 CN	2.73 1/2	2.65 3/4	2.73	2.70	2.56	2.62	2.75
SPOT BMS	5.85	5.72	5.80 1/4	5.85 3/4	5.48 1/4	5.60	5.88
JLY BMS	6.05	5.89	5.98 1/4	6.01	5.63	5.68	6.13
NOV92 BN	6.19 3/4	6.05	6.13	6.14 3/4	5.71 1/2	5.85	6.20

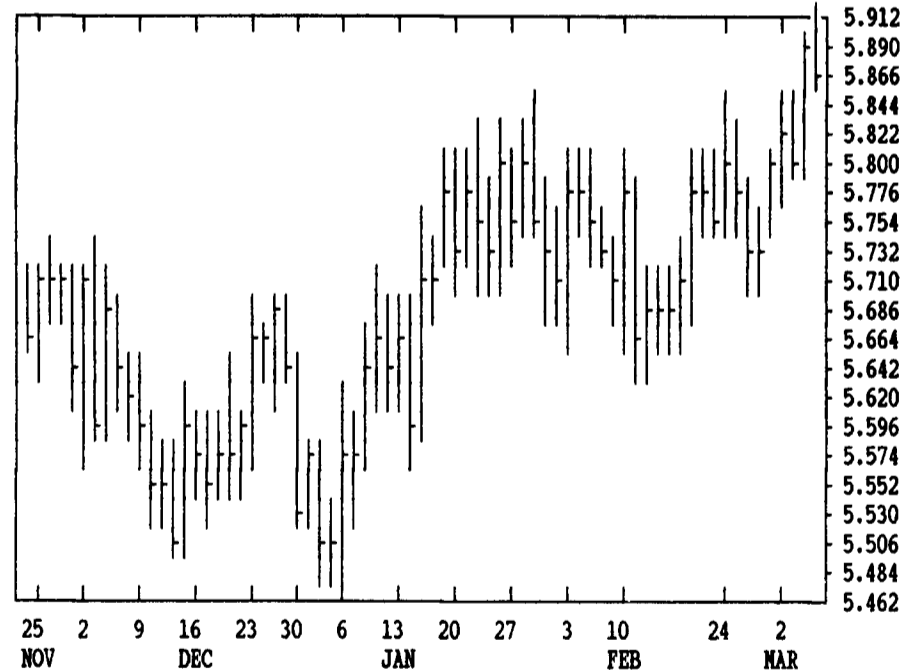
SPOT MEAL	175.80	172.50	174.10	180.30	170.50	170.0	179.00
SPOT BNOIL	20.00	19.35	19.71	19.59	18.35	18.6	20.00
SPOT CCTL	77.40	76.05	77.40	76.87	71.87	75.00	79.00
JUN CCTL	73.80	72.20	73.77	72.50	68.35	70.00	75.00
SPOT FDCT	79.10	77.80	78.47	81.70	76.90	74.00	81.00
SPOT HOGS	40.60	38.97	39.72	41.55	38.82	38.50	42.50
JUN HOGS	45.20	43.80	44.50	44.85	42.37	42.50	46.50
SPOT BLY	34.30	31.85	32.67	37.50	32.00	30.00	34.30

LIVE CATTLE				FEEDER CATTLE				LIVE HOGS						
MONTH	HIGH	LOW	LAST CHG	MONTH	HIGH	LOW	LAST CHG	MONTH	HIGH	LOW	LAST CHG			
APR	7890	7860	7880*	+5	MAR	7985	7957	7980*	+22	APR	4060	4030	4037*	+15
JUN	7467	7430	7452*	+5	APR	7830	7797	7817*	+22	JUN	4542	4507	4517*	+7
AUG	7020	6990	7000*	+12	MAY	7700	7670	7690*	+27	JUL	4562	4515	4520*	-17
OCT	6900	6850	6857*	-22	AUG	7570	7525	7532*	-5	AUG	4382	4357	4360*	-12
DEC	6950	6920	6937*	-7	SEP	7465	7427	7427*	-12	OCT	4075	4050	4070*	+7
FEB	6925	6895	6895*	+2	OCT	7440	7405	7407*	-17	DEC	4397	4355	4382*	+20
APR					NOV	7445	7420	7420*	-10	FEB	4485	4457	4485*	+27
JUN					JAN					APR	4245	4245	4245*	+20

SWISS FRANC				EURODOLLAR				PORK BELLIES						
MONTH	HIGH	LOW	LAST CHG	MONTH	HIGH	LOW	LAST CHG	MONTH	HIGH	LOW	LAST CHG			
MAR	6563	6511	6542*	-22	MAR	9567	9562	9563*	-6	MAR	3470	3387	3430*	-12
JUN	6503	6451	6482*	-23	JUN	9537	9527	9528*	-11	MAY	3615	3525	3552*	-27
SEP	6452	6400	6434*	-22	SEP	9500	9488	9489*	-14	JUL	3710	3635	3652*	-17
BRITISH POUND				DEC	9433	9419	9420*	-16	AUG	3610	3532	3535*	-27	
MAR	17168	17046	17142*	-62	MAR	9405	9391	9392*	-16	FEB	4850	4825	4850*	+20
JUN	16916	16796	16890*	-64	JUN	9359	9346	9347*	-15	MAR	4680	4650	4660*	+10
SEP	16670	16600	16666*	-64	S&P 500 INDEX				W. GERMAN MARK					
MAR	7590	7546	7576*	-7	MAR	40940	40500	40740*	-200	MAR	5982	5943	5971*	-11
JUN	7580	7537	7566*	-4	JUN	41100	40600	40885*	-200	JUN	5903	5865	5892*	-11
SEP	7575	7547	7568*	-2	SEP	41245	40800	41040*	-200	SEP	5832	5800	5824*	-11
					DEC	41415	40970	41210*	-200	DEC	5765	5750	5765*	-13

CORN				CHICAGO WHEAT				K.C. WHEAT						
MONTH	HIGH	LOW	LAST CHG	MONTH	HIGH	LOW	LAST CHG	MONTH	HIGH	LOW	LAST CHG			
MAR	2686	2660	2670*	-4	MAR	4084	3990	4004*	+26	MAR	4100	4060	4074*	+40
MAY	2772	2742	2752*	+2	MAY	3994	3914	3940*	+30	MAY	4030	3960	4000*	+40
JUL	2826	2794	2802*	-2	JUL	3870	3780	3814*	+46	JUL	3924	3854	3890*	+52
SEP	2780	2756	2764*	+2	SEP	3904	3804	3850*	+46	SEP	3942	3900	3930*	+56
DEC	2742	2716	2730*	+4	DEC	3990	3890	3934*	+44	DEC	4030	3994	4010*	+54
MAR	2800	2780	2792*	+4	MAR	4020	3930	3960*	+34	MINN WHEAT				
MAY	2830	2814	2820*	+4	OATS				MAR	4060	4040	4050*	+64	
JUL					MAR	1522	1500	1500*	+10	MAY	4070	4024	4060*	+34
SEP					MAY	1606	1570	1580*	+6	JUL	4000	3940	3974*	+44
SOYBEANS				JUL	1664	1626	1632*	+6	SEP	3890	3826	3880*	+60	
MAR	5910	5870	5882*	-16	SEP	1702	1670	1674*	+4	DEC	3950	3910	3930*	+34
MAY	6000	5956	5970*	-20	SOYBEAN MEAL				SOYBEAN OIL					
JUL	6100	6060	6074*	-20	MAR	1774	1755	1760*	-14	MAR	2046	2032	2045*	+5
AUG	6144	6110	6124*	-16	MAY	1798	1779	1781*	-16	MAY	2075	2057	2070*	+1
SEP	6176	6140	6144*	-16	JUL	1825	1805	1808*	-17	JUL	2105	2086	2102*	+2
NOV	6260	6222	6234*	-24	AUG	1831	1816	1818*	-16	SEP	2120	2105	2119*	+2
JAN	6344	6304	6312*	-32	SEP	1844	1828	1830*	-17	SEP	2135	2115	2132*	+2
MAR	6434	6400	6400*	-30	OCT	1993	1978	1981*	-12	OCT	2143	2133	2143*	-2
MAY	6474	6464	6470*	-30	DEC	2010	1990	1995*	-14	DEC	2177	2162	2171*	+1
JUL					JAN	2005	2000	2000*	-10	JAN	2180	2175	2177*	0

DTN GRAINS 21 MARCH SOYBEANS CONTRACT HIGH: 6.600 LOW: 5.380



DTN GRAINS 23 MARCH SOY MEAL CONTRACT HIGH: 197.0 LOW: 163.5

