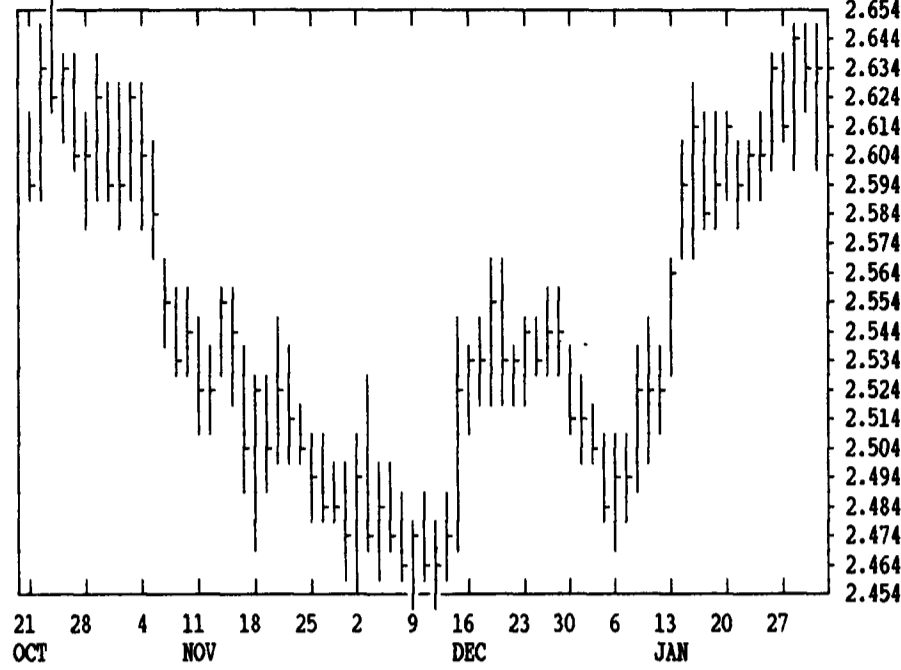


GRAIN, CATTLE AND HOG FUTURES MARKETS

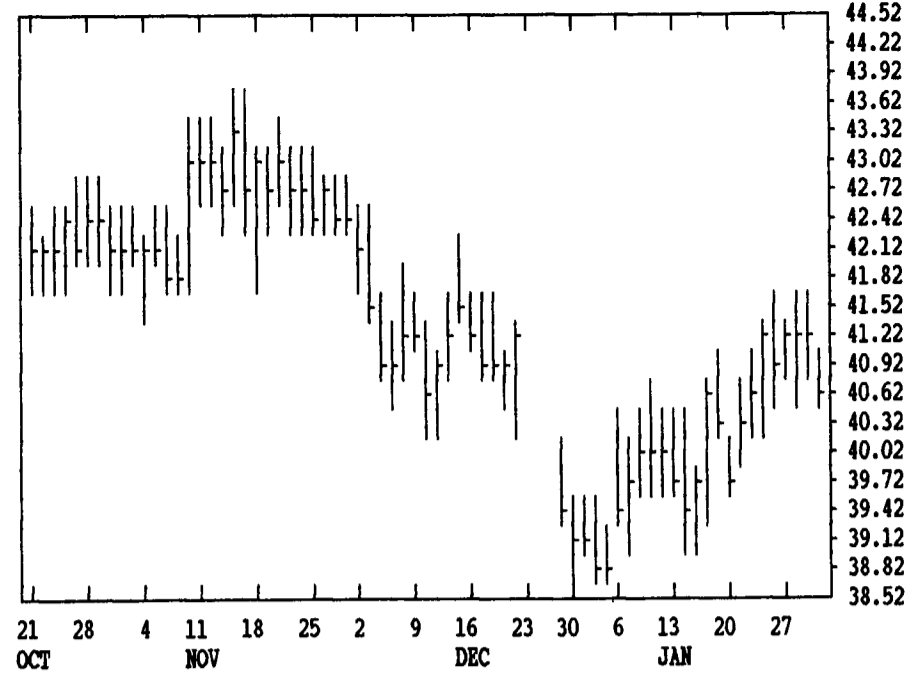
From DTN farmer satellite daily update. Service phone: (717) 731-1520

(Closing bids: Thursday, January 30)

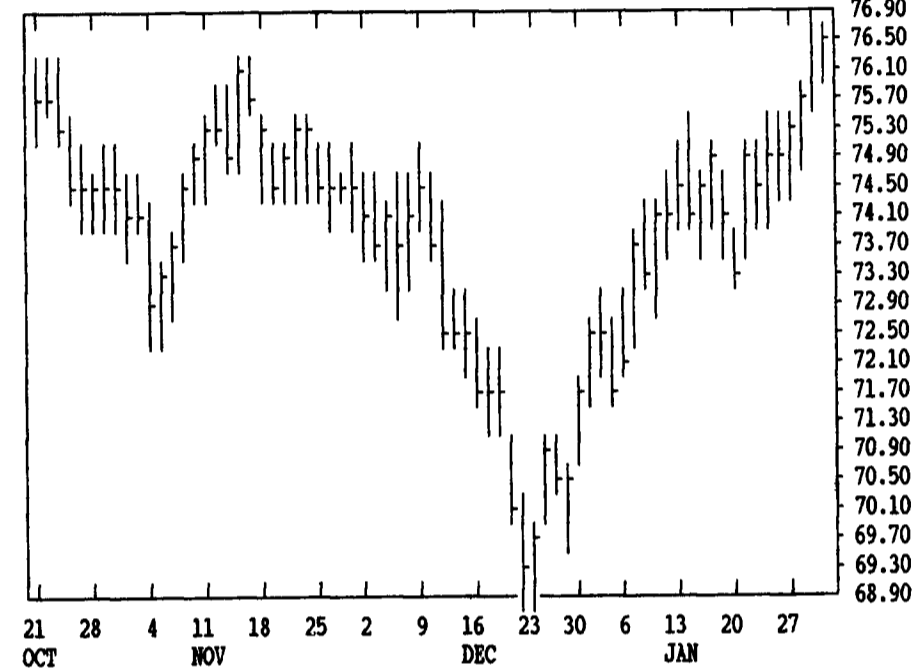
DTN GRAINS 16 MARCH CORN CONTRACT HIGH: 2.772 LOW: 2.284



DTN LIVESTOCK 17 FEB HOGS CONTRACT HIGH: 48.35 LOW: 38.82



DTN LIVESTOCK 18 FEB LIVE CATTLE CONTRACT HIGH: 76.87 LOW: 68.90



DTN FUTURES 10 01/27/92		TECHNICAL COMMENTS				
PAST WEEK'S (ENDING 01/24)		DEC'S (ENDING 12/31)		CURRENT		
HIGH	LOW	CLOSE	HIGH	LOW	SUPPORT	RESISTANCE
SPOT WHT 4.40 1/2	4.18 1/2	4.37 1/4	4.07	3.61 1/4	4.00	4.60
JUL WHT 3.87 1/2	3.78 1/4	3.86 1/4	3.44 1/2	3.20 1/2	3.18	4.00
SPOT KC 4.39	4.17 1/4	4.37 1/2	4.04	3.63 3/4	4.00	4.60
KC JUL 3.91	3.81	3.89	3.49 1/2	3.26 1/2	3.23	4.00
SPOT MIN 4.27	4.05	4.26	3.90	3.50	4.00	4.50
SPOT CN 2.64	2.58 3/4	2.63 3/4	2.55 1/2	2.36 1/4	2.46	2.65
JUL CORN 2.74 3/4	2.69 1/2	2.74 1/2	2.63 3/4	2.57	2.60	2.82
DEC92 CN 2.67 3/4	2.62 3/4	2.67 3/4	2.60	2.52 1/4	2.48	2.75

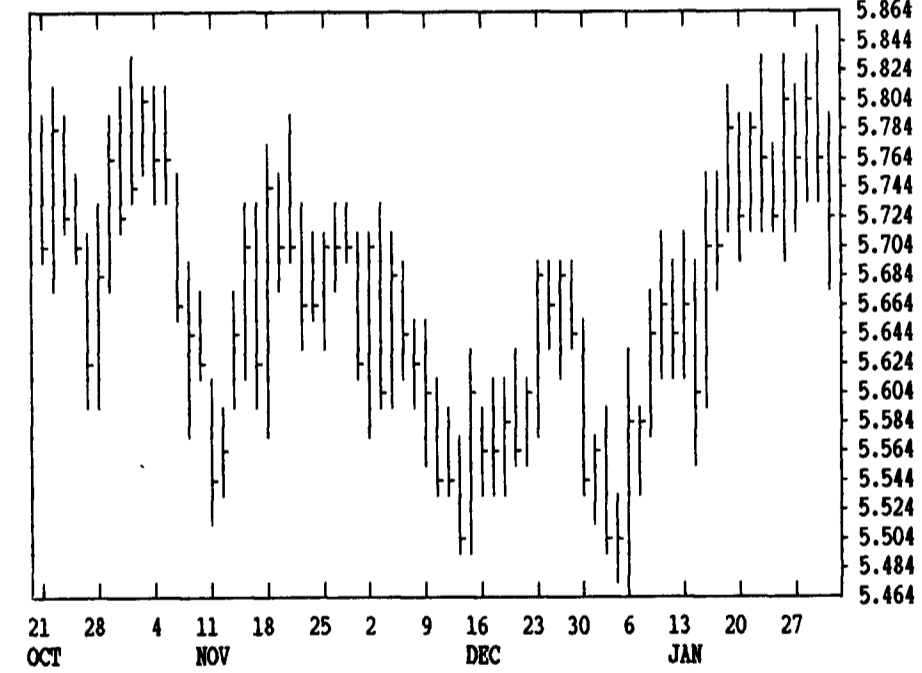
SPOT BNS 5.82	5.69	5.81 1/2	5.68	5.43	5.38 1/2	6.00
JLY BNS 5.99	5.86	5.96 1/2	5.85	5.66	5.60	6.04
NOV92 BN 6.13 1/2	5.98 1/4	6.09 3/4	5.94 1/2	5.75	5.62	??
SPOT MEAL179.80	175.10	178.40	178.00	169.20	167.50	185.00
SPOT OIL 19.58	19.07	19.54	19.79	18.42	18.15	20.00
SPOT CTL 75.20	73.25	75.07	73.70	67.50	72.00	76.00
APR CTTL 76.32	74.10	76.12	74.92	70.45	70.50	76.00
SPOT FDR 81.45	80.30	81.30	82.30	75.70	76.00	82.30
SPOT HOGS41.55	39.72	40.92	42.55	38.90	38.50	42.50
APR HOGS 40.50	38.95	39.15	40.40	37.25	37.00	41.00
SPOT BLY 34.50	32.85	33.40	40.10	36.07	??	42.50

LIVE CATTLE				FEEDER CATTLE				LIVE HOGS			
HIGH	LOW	LAST	CHG	HIGH	LOW	LAST	CHG	HIGH	LOW	LAST	CHG
FEB 7670	7615	7642*	-40	MAR 7907				FEB 4097	4057	4072*	-42
APR 7725	7667	7680*	-47	APR 7720				APR 3985	3940	3960*	-40
JUN 7250	7205	7207*	-35	MAY 7615				JUN 4392	4352	4362*	-32
AUG 6915	6870	6872*	-22	AUG 7582				JLY 4437	4405	4415*	-30
OCT 6970	6932	6937*	-20	SEP 7517				AUG 4325	4295	4302*	-15
DEC 7045	7010	7020*	-10	OCT 7507				OCT 4025	4005	4017*	-17
FEB 7005	6980	6990*	-10	NOV 7530				DEC 4320	4295	4307*	-17
APR				JAN				FEB 4465	4465	4465*	0

SWISS FRANC				EURODOLLAR				PORK BELLIES			
HIGH	LOW	LAST	CHG	HIGH	LOW	LAST	CHG	HIGH	LOW	LAST	CHG
MAR 7011	6883	6941*	-20	MAR 9584	9575	9577*	+1	FEB 3295	3200	3220*	-72
JUN 6960	6825	6886*	-20	JUN 9565	9552	9555*	0	MAR 3367	3300	3307*	-65
SEP 6859	6839	6839*	-20	SEP 9527	9515	9517*	-1	MAY 3482	3417	3427*	-60
BRITISH POUND				DEC 9461	9444	9446*	-3	JLY 3580	3540	3550*	-30
MAR 17880	17560	17682*	-140	MAR 9428	9412	9414*	-4	AUG 3530	3467	3467*	0
JUN 17620	17250	17422*	-140	JUN 9379	9365	9366*	-6	FEB			
SEP 17380	17110	17192*	-140	S&P 500 INDEX				W. GERMAN MARK			
JAPANESE YEN				MAR 41225	40925	41205*	+115	MAR 6230	6107	6151*	-45
MAR 7972	7916	7947*	+3	JUN 41370	41075	41345*	+110	JUN 6140	6048	6071*	-45
JUN 7960	7907	7935*	+2	SEP 41500	41250	41500*	+125	SEP 6020	5995	6003*	-45
SEP 7945	7930	7931*	+1	DEC 41670	41400	41655*	+135	DEC 5998	5948	5948*	-50

CORN				CHICAGO WHEAT				K.C. WHEAT			
HIGH	LOW	LAST	CHG	HIGH	LOW	LAST	CHG	HIGH	LOW	LAST	CHG
MAR 2646	2604	2634*	+2	MAR 4424	4330	4360*	-54	MAR 4384	4334	4366*	-10
MAY 2710	2666	2696*	+2	MAY 4230	4164	4194*	-16	MAY 4190	4150	4166*	-16
JLY 2754	2716	2742*	-2	JLY 3880	3836	3852*	-22	JLY 3924	3880	3904*	-16
SEP 2714	2686	2702*	-10	SEP 3912	3872	3890*	-24	SEP 3944	3910	3930*	-12
DEC 2690	2656	2676*	-6	DEC 3994	3950	3964*	-32	DEC 4010	3960	4010*	-2
MAR 2744	2720	2740*	-4	MAR 3994	3982	3994*	-14	MINN WHEAT			
MAY 2784	2764	2784*	-4	OATS				MAR 4272	4234	4246*	-20
JLY				MAR 1496	1424	1486*	+46	MAY 4164	4134	4146*	-12
SEP				MAY 1540	1464	1530*	+46	JLY 4030	4004	4010*	-4
SOYBEANS				JLY 1582	1504	1564*	+42	SEP 3894	3864	3864*	-24
MAR 5780	5690	5726*	-34	SEP 1600	1544	1592*	+42	DEC 3974	3954	3954*	-24
MAY 5840	5762	5786*	-34	SOYBEAN MEAL				SOYBEAN OIL			
JLY 5932	5840	5874*	-54	MAR 1768	1745	1752*	-16	MAR 1952	1926	1938*	+2
AUG 5960	5900	5914*	-44	MAY 1781	1760	1766*	-15	MAY 1980	1955	1968*	+1
SEP 5984	5930	5944*	-54	JLY 1800	1780	1786*	-17	JLY 2008	1986	1995*	-1
NOV 6080	6010	6022*	-54	AUG 1807	1790	1797*	-10	AUG 2023	2008	2012*	-3
JAN 6142	6102	6102*	-62	SEP 1815	1797	1804*	-16	SEP 2035	2018	2022*	-6
MAR 6214	6190	6200*	-64	OCT 1955	1942	1947*	-19	OCT 2045	2030	2034*	-1
MAY 6270	6270	6270*	-60	DEC 1975	1960	1970*	-15	DEC 2075	2052	2061*	-4
JLY				JAN				JAN 2070	2060	2065*	0

DTN GRAINS 21 MARCH SOYBEANS CONTRACT HIGH: 6.600 LOW: 5.380



DTN GRAINS 23 MARCH SOY MEAL CONTRACT HIGH: 197.0 LOW: 163.5

