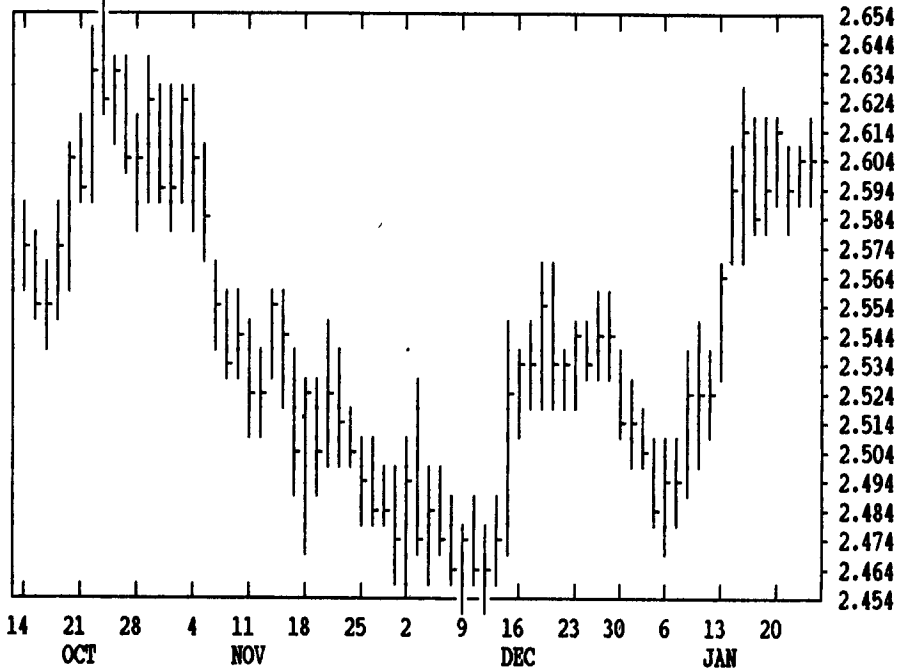


GRAIN, CATTLE AND HOG FUTURES MARKETS

From DTN farmer satellite daily update. Service phone: (717) 731-1520

(Closing bids: Thursday, January 23)

DTN GRAINS 16 MARCH CORN CONTRACT HIGH: 2.772 LOW: 2.284

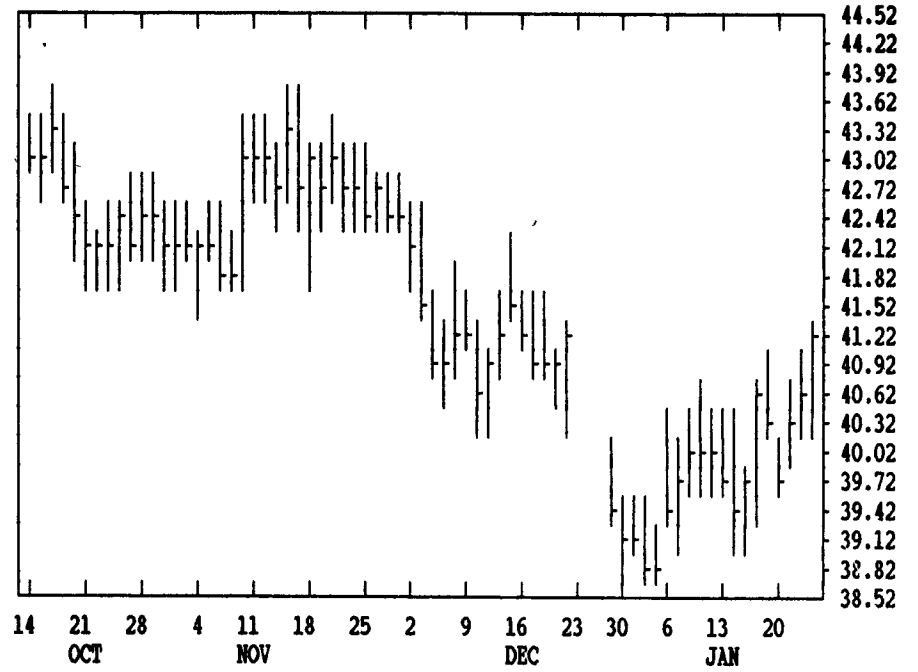


CORN				CHICAGO WHEAT				K.C. WHEAT						
	HIGH	LOW	LAST CHG		HIGH	LOW	LAST CHG		HIGH	LOW	LAST CHG			
MAR	2616	2594	2610*	+2	MAR	4394	4264	4374*	+102	MAR	4354	4242	4344*	+100
MAY	2680	2656	2672*	+4	MAY	4194	4092	4170*	+74	MAY	4150	4056	4136*	+80
JLY	2724	2700	2716*	+6	JLY	3870	3794	3864*	+72	JLY	3900	3820	3880*	+54
SEP	2690	2670	2674*	+2	SEP	3900	3834	3900*	+80	SEP	3940	3864	3920*	+54
DEC	2662	2640	2644*	+2	DEC	3990	3924	3990*	+70	DEC	4030	3940	4030*	+80
MAR	2724	2702	2712*	+4	MAR	3974	3944	3974*	+44	MINN WHEAT				
MAY	2760	2760	2760*	+10	OATS				MAR	4250	4124	4246*	+120	
JLY					MAR	1410	1394	1406*	+6	MAY	4124	4026	4120*	+104
SEP					MAY	1450	1434	1446*	+6	JLY	3984	3894	3980*	+90
SOYBEANS				SEP	1490	1474	1482*	+2	SEP	3854	3784	3854*	+80	
MAR	5774	5724	5726*	-36	SEP	1512	1512	1512*	+2	DEC	3940	3870	3940*	+60
MAY	5850	5800	5806*	-32	SOYBEAN NEAL				SOYBEAN OIL					
JLY	5940	5884	5892*	-40	MAR	1770	1756	1760*	-6	MAR	1950	1931	1932*	-18
AUG	5970	5924	5936*	-34	MAY	1779	1766	1767*	-9	MAY	1980	1961	1961*	-19
SEP	6004	5954	5956*	-42	JLY	1798	1784	1786*	-9	JLY	2008	1991	1991*	-19
NOV	6082	6020	6026*	-54	AUG	1808	1795	1796*	-13	AUG	2022	2009	2009*	-18

Lancaster Farming, Saturday, January 25, 1992-A21

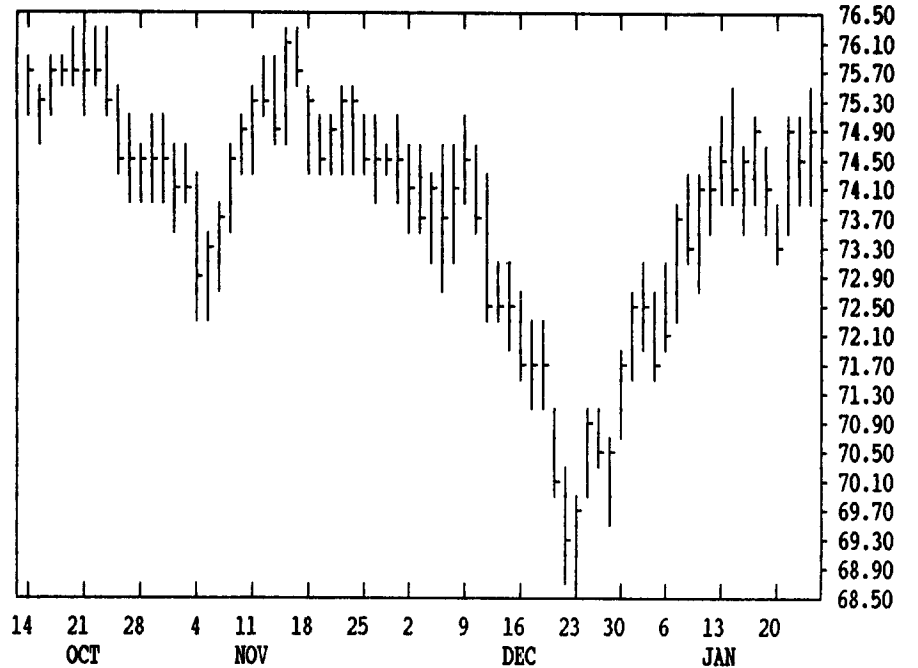
DTN LIVESTOCK 17 FEB HOGS

CONTRACT HIGH: 48.35 LOW: 38.82



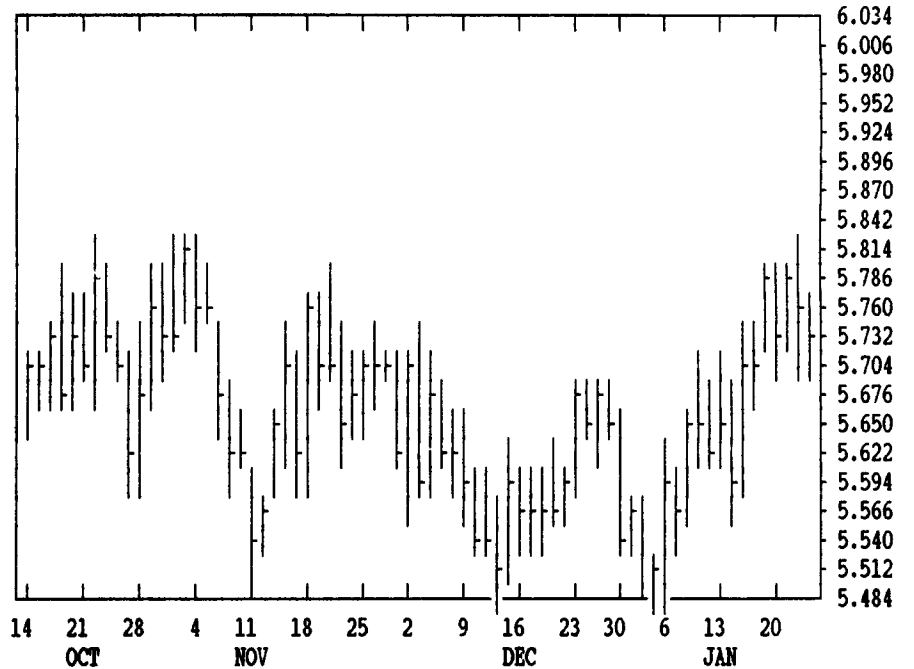
DTN LIVESTOCK 18 FEB LIVE CATTLE

CONTRACT HIGH: 76.70 LOW: 68.90

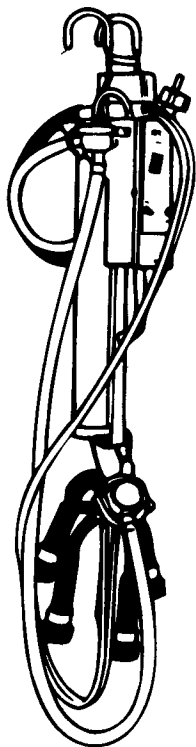


DTN GRAINS 21 MARCH SOYBEANS

CONTRACT HIGH: 6.600 LOW: 5.380



Grab this offer before it takes off.



FREE Pulsator

with every Universal Automatic Portable Take-Off. Now through February 28, 1992.

Universal gives you more of everything you want in a portable automatic take-off. Milking parlor convenience in a stall barn. Lightweight, well-balanced design for easy handling and hook-up. Simplified mounting for suspension from 2" or 3" milk lines. Vacuum shut-off before the claw is removed.

Greater efficiency than regular milkers; reduced labor; and it works with all milker units. To buy your automatic take-off and get your free pulsator, call your Agway Farm Systems Salesperson today, or call 315-449-7736.

©1991 Agway Inc.

Available only at participating Agway locations.

Arnold Decker St. Thomas, PA 717-369-3607	William Krisely Warriors Mark, PA 814-692-4110 814-880-0437 (mobile)	Kenneth Whipp Thurmont, MD 301-271-3204	Rich White Willett, NY 607-863-3296	Dave Snyder Sherman, NY 716-761-6286
---	---	---	---	--

	CONTRACT	CLOSE	MOVING AVERAGES					RSI'S		5 DAY		20 DAY	
			4-DAY	9-DAY	18-DAY	45-DAY	9DAY	14DAY	30DAY	%K	%D	%K	%D
WHEAT	MAR	437.50	427.81	420.61	410.62	392.02	83.3	78.3	71.8	94	94	97	95
WHEAT	JLY	386.50	382.94	378.22	360.50	342.31	82.1	81.0	74.1	66	75	94	95
KC WHT	MAR	434.50	425.31	417.56	407.57	391.90	84.4	79.4	72.4	94	94	97	94
KC WHT	JLY	388.00	385.19	379.61	362.53	346.35	84.4	82.2	73.8	78	85	96	96
MN WHT	MAR	424.75	414.06	405.44	395.10	377.91	84.8	80.1	73.1	95	94	97	95
CORN	MAR	261.00	260.62	259.81	255.50	252.63	66.2	63.4	55.7	61	63	87	86
CORN	JUL	270.50	271.19	269.33	265.87	263.42	61.3	60.2	55.2	62	72	86	86
CORN	DEC	264.50	264.25	264.44	261.86	251.49	64.7	66.0	60.4	37	32	74	82
OATS	MAR	140.75	140.06	138.67	137.68	136.62	69.0	62.4	54.7	87	91	78	61
BEANS	MAR	572.75	575.31	572.28	565.35	564.75	55.4	54.7	50.1	60	74	84	85
BEANS	JLY	589.25	592.19	588.69	580.90	579.24	56.2	55.7	50.9	64	77	86	87
BEANS	NOV	602.75	606.62	601.11	591.87	586.04	58.3	58.7	55.3	69	81	89	89
NEAL	MAR	176.00	176.55	175.57	173.87	173.06	57.5	56.0	50.6	70	81	87	84
OIL	MAR	19.65	19.48	19.25	19.07	19.34	66.4	59.4	50.7	80	80	73	55
CATTLE	FEB	75.10	74.59	74.49	73.52	73.47	63.2	59.9	54.7	85	59	84	84
CATTLE	APR	76.22	75.47	75.06	74.22	73.96	71.6	65.8	58.0	96	77	93	91
FEEDER	JAN	81.45	81.05	80.53	79.25	80.11	69.2	61.8	52.5	94	87	96	93
HOGS	FEB	41.25	40.56	40.30	39.89	41.00	63.9	57.7	50.2	81	66	68	52
HOGS	APR	40.40	39.66	39.51	38.80	39.33	71.3	64.3	54.3	73	51	83	81
BELLY	FEB	34.27	33.67	34.74	35.30	37.28	39.8	37.6	36.8	21	11	9	12

AGWAY.
FARM
SYSTEMS