GRAIN, CATTLE AND HOG FUTURES MARKETS

From DTN farmer satellite daily update. Service phone: (717) 731-1520

(Closing bids: Thursday, January 16)

DTN GRAINS 16 MARCH CORN CONTRACT HIGH: 2.772 LOW: 2.284

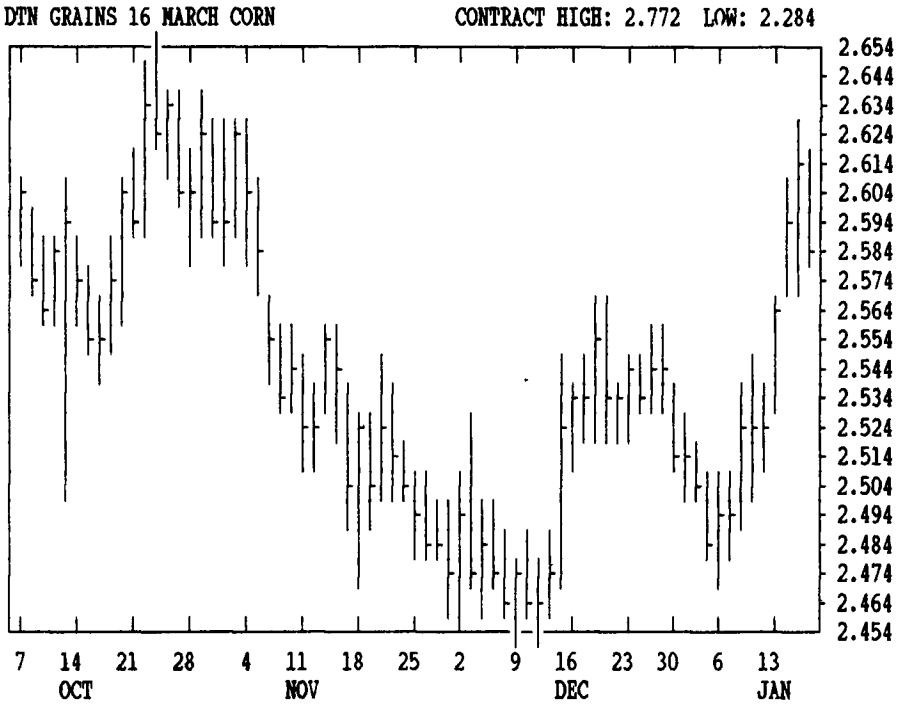

DTN FUTURES 10 01/16/92 2 TECHNICAL POINTS

PRICES ARE DECIMAL			MOVING AVERAGES			RSI'S			SLOW STOCHASTIC 5 DAY		20 DAY	
CONTRACT		CLOSE	4-DAY	9-DAY	18-DAY	45-DAY	9DAY	14DAY	30DAY	%K	%D	%K	%D
WHEAT	MAR	413.00	413.56	406.36	403.35	383.72	65.9	65.9	65.1	83	83	89	83
WHEAT	JLY	378.00	372.75	357.11	348.46	335.37	91.2	86.3	75.1	95	96	96	90
KC WHT	MAR	411.00	409.81	402.14	400.65	384.28	68.3	67.2	65.7	86	88	88	76
KC WHT	JLY	378.25	373.44	358.75	350.54	340.07	89.4	84.3	73.2	95	97	96	92
MN WHT	MAR	398.75	396.88	389.53	387.46	369.85	68.4	67.6	65.9	86	85	88	79
CORN	MAR	259.00	259.06	254.94	253.82	251.82	65.5	62.2	55.0	84	87	85	73
CORN	JLY	270.75	270.37	266.25	264.69	263.02	66.5	63.1	56.2	83	86	86	76
CORN	DEC	264.50	264.94	262.64	260.00	249.18	67.2	68.0	61.6	69	78	93	96
OATS	MAR	137.25	137.19	136.97	137.24	136.33	52.0	51.4	49.9	58	56	43	46
BEANS	JAN	568.75	564.31	562.44	559.97	558.09	62.1	58.1	52.2	63	58	78	79
BEANS	JLY	588.25	583.56	580.17	577.32	577.61	63.3	58.7	52.1	67	63	79	74
BEANS	NOV	599.00	593.56	589.83	586.62	580.09	64.8	61.5	56.6	66	62	79	74
MEAL	JAN	175.60	174.73	174.04	174.21	174.23	56.9	54.1	50.3	52	55	69	64
SB OIL	JAN	19.30	19.00	18.85	18.83	19.04	65.7	58.1	50.4	89	72	52	39
CATTLE	FEB	74.80	74.51	73.72	72.40	73.57	66.9	61.2	54.3	71	81	90	84
CATTLE	APR	75.17	74.74	74.26	73.25	73.91	67.1	61.5	54.7	72	79	93	88
FEEDER	JAN	80.95	79.99	79.01	78.17	80.36	69.9	60.5	50.6	88	90	78	60
HOGS	FEB	40.62	40.00	39.81	39.95	41.28	58.6	52.2	46.2	51	51	38	33
HOGS	APR	39.77	39.38	38.91	38.54	39.46	68.5	60.1	50.6	74	75	80	68
BELLY	FEB	35.85	35.90	35.71	36.16	38.06	44.2	40.9	38.8	37	46	24	20

LIVE CATTLE

	HIGH	LOW	LAST	CHG
FEB	7492	7412	7480*	+20
APR	7527	7445	7517*	+42
JUN	7095	7017	7077*	+37
AUG	6837	6775	6810*	+27
OCT	6875	6812	6867*	+20
DEC	6945	6905	6945*	+20
FEB			6900a	
APR				

FEEDER CATTLE

	HIGH	LOW	LAST	CHG
JAN	8100	8030	8095*	+50
MAR	7780	7690	7777*	+82
APR	7660	7575	7647*	+70
MAY	7545	7475	7535*	+60
AUG	7530	7490	7515*	+40
SEP	7435	7410	7420*	+15
OCT	7420	7410	7410*	+10
NOV	7410	7410	7410*	0

LIVE HOGS

	HIGH	LOW	LAST	CHG
FEB	4077	3955	4062*	+85
APR	3980	3907	3977*	+52
JUN	4405	4345	4397*	+55
JLY	4475	4407	4462*	+42
AUG	4295	4250	4285*	+22
OCT	4050	4020	4050*	+15
DEC	4312	4280	4295*	+7
FEB	4445	4427	4445*	+15

SWISS FRANC

MAR	6950	6891	6919*	+47
JUN	6890	6838	6862*	+47
SEP	6814	6767	6814*	+47

BRITISH POUND

MAR	17522	17354	17426*	+126
JUN	17260	17096	17174*	+122
SEP	17030	16950	16952*	+126

JAPANESE YEN

MAR	7807	7762	7792*	+42
JUN	7792	7755	7779*	+41
SEP	7780	7734	7774*	+40

EURODOLLAR

MAR	9578	9570	9574*	-1
JUN	9557	9545	9553*	+2
SEP	9526	9512	9520*	+4
DEC	9465	9452	9460*	+3
MAR	9438	9424	9431*	+1
JUN	9395	9386	9390*	0

S&P 500 INDEX

MAR	42120	41600	41955*	-205
JUN	42260	41730	42100*	-210
SEP	42270	42000	42270*	-210
DEC	42450	42150	42425*	-210

PORK BELLIES

FEB	3600	3505	3585*	+37
MAR	3660	3567	3637*	+35
MAY	3770	3675	3765*	+40
JLY	3825	3725	3807*	+65
AUG	3720	3670	3685*	+25
FEB				

W. GERMAN MARK

MAR	6158	6095	6125*	+30
JUN	6080	6020	6050*	+30
SEP	6001	5970	5986*	+30
DEC	5916	5894	5916*	+22

CORN

	HIGH	LOW	LAST	CHG
MAR	2616	2586	2590*	-26
MAY	2684	2654	2656*	-30
JLY	2732	2704	2706*	-26
SEP	2700	2670	2670*	-26
DEC	2666	2642	2644*	-24
MAR	2732	2706	2710*	-24
MAY	2764	2754	2754*	-14
JLY				
SEP				

SOYBEANS

JAN	5706	5654	5686*	+10
MAR	5744	5682	5716*	+4
MAY	5814	5750	5792*	+16
JLY	5902	5844	5882*	+12
AUG	5934	5884	5914*	+14
SEP	5960	5910	5926*	+2
NOV	6014	5954	5990*	+12
JAN	6094	6054	6060*	-4
MAR	6180	6150	6150*	+10
MAY				

CHICAGO WHEAT

	HIGH	LOW	LAST	CHG
MAR	4170	4112	4130*	-36
MAY	4030	3974	3986*	-30
JLY	3814	3760	3780*	-4
SEP	3850	3800	3810*	+2
DEC	3950	3900	3920*	+10
MAR	3950	3920	3920*	+10

OATS

MAR	1372	1360	1372*	+4
MAY	1414	1400	1414*	+6
JLY	1460	1446	1456*	+6
SEP	1490	1484	1484*	+4

SOYBEAN MEAL

JAN	1760	1740	1756*	+3
MAR	1755	1732	1750*	+3
MAY	1765	1743	1759*	+4
JLY	1782	1761	1772*	+6
AUG	1790	1774	1786*	+10
SEP	1800	1785	1792*	+6
OCT	1950	1922	1937*	0
DEC	1950	1940	1947*	-8

K.C. WHEAT

	HIGH	LOW	LAST	CHG
MAR	4150	4096	4110*	-26
MAY	3996	3944	3952*	-42
JLY	3824	3772	3782*	-12
SEP	3844	3804	3820*	-4
DEC	3890	3884	3890*	+4

MINN WHEAT

MAR	4020	3970	3986*	-32
MAY	3930	3890	3900*	-20
JLY	3864	3802	3812*	-6
SEP	3790	3704	3724*	0
DEC	3800	3764	3800*	+20

SOYBEAN OIL

JAN	1938	1921	1930*	+5
MAR	1961	1941	1945*	-1
MAY	1990	1970	1975*	-1
JLY	2016	2000	2003*	-1
AUG	2030	2010	2013*	-9
SEP	2040	2020	2020*	-10
OCT	2036	2035	2035*	0
DEC	2070	2060	2065*	+5

DTN LIVESTOCK 17 FEB HOGS CONTRACT HIGH: 48.35 LOW: 38.82

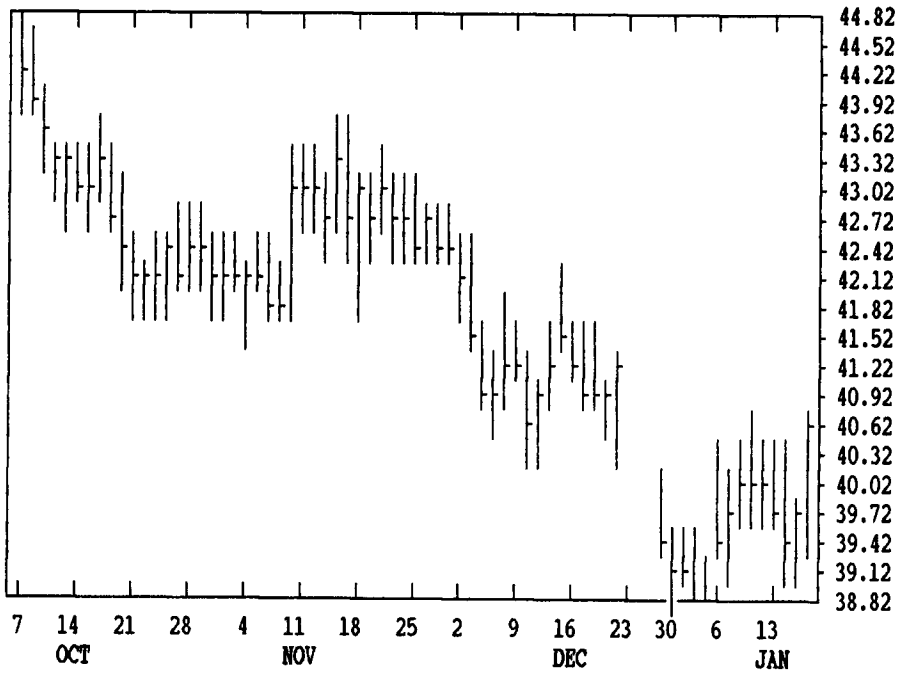

DTN LIVESTOCK 18 FEB LIVE CATTLE CONTRACT HIGH: 76.70 LOW: 68.90

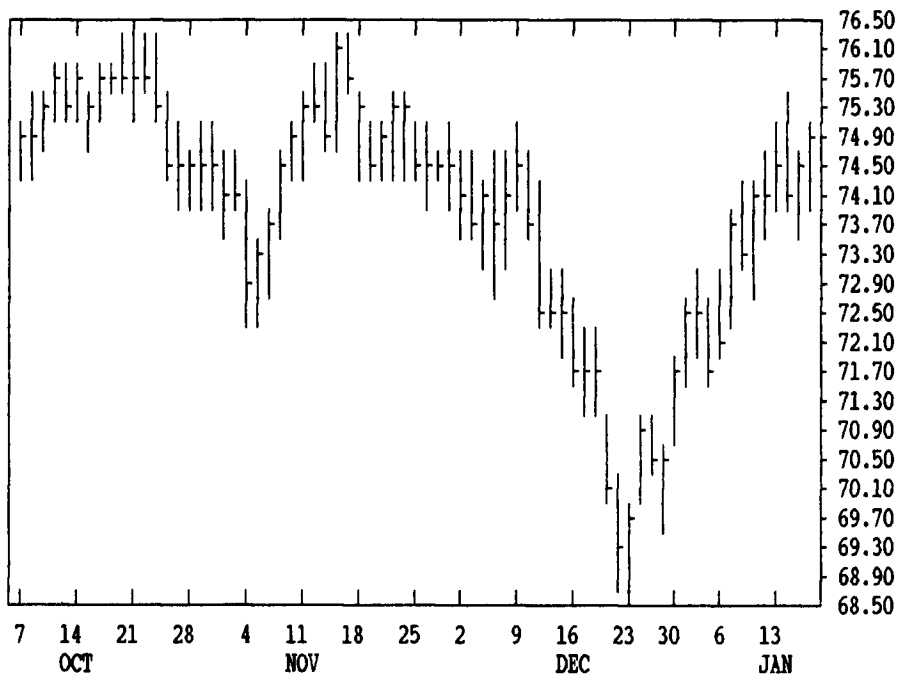

DTN GRAINS 21 MARCH SOYBEANS CONTRACT HIGH: 6.600 LOW: 5.380

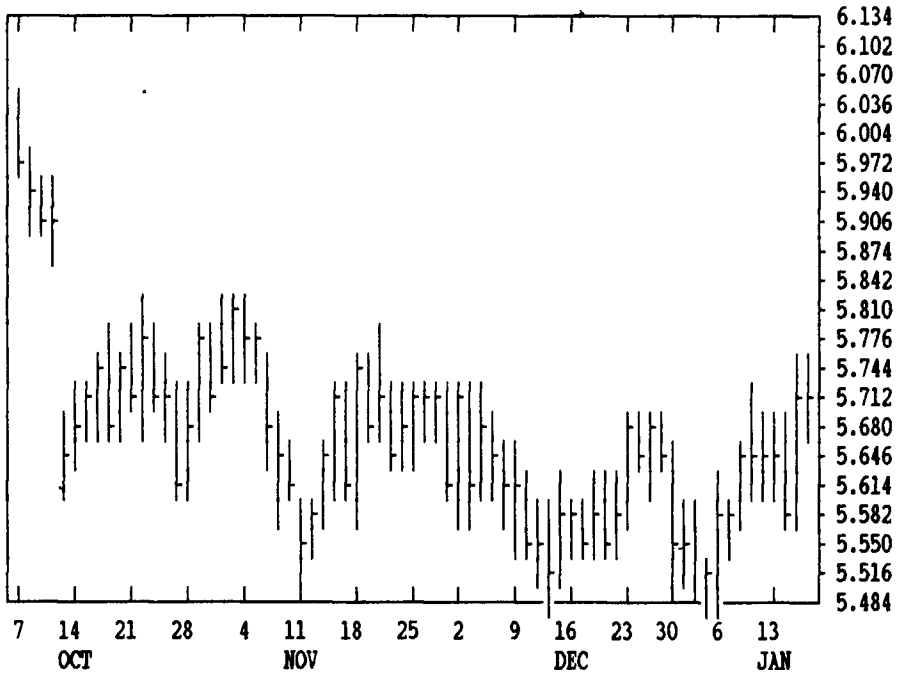
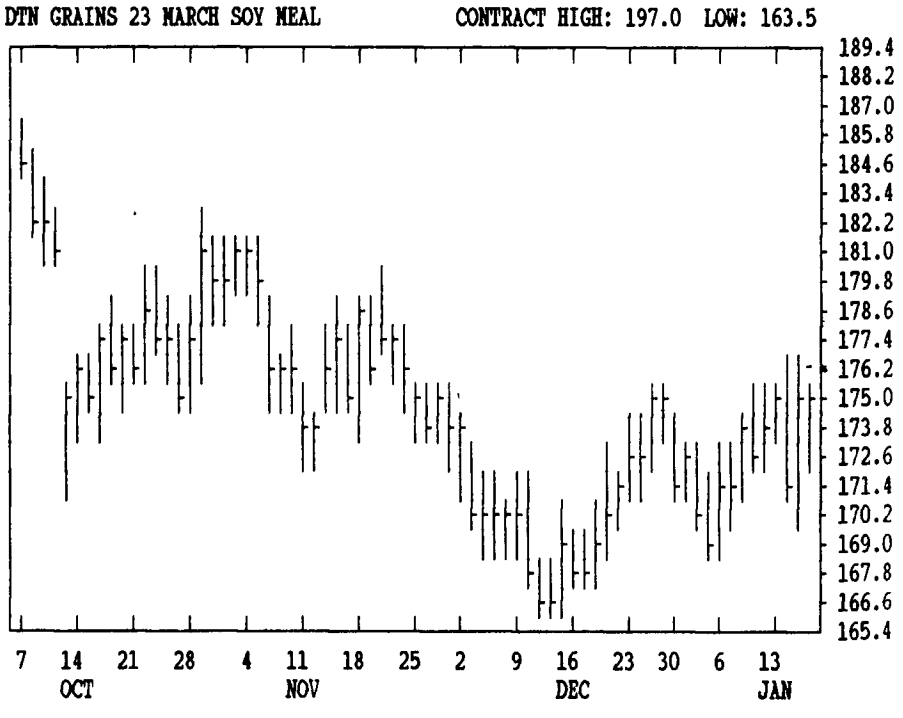
DTN GRAINS 23 MARCH SOY MEAL CONTRACT HIGH: 197.0 LOW: 163.5