

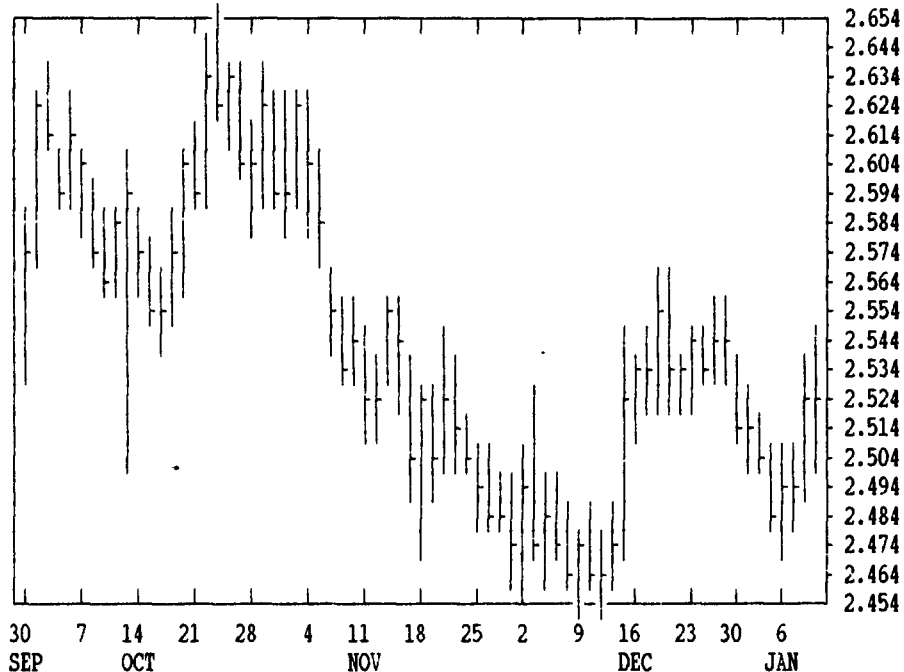
GRAIN, CATTLE AND HOG FUTURES MARKETS

From DTN farmer satellite daily update. Service phone: (717) 731-1520

(Closing bids: Thursday, January 9)

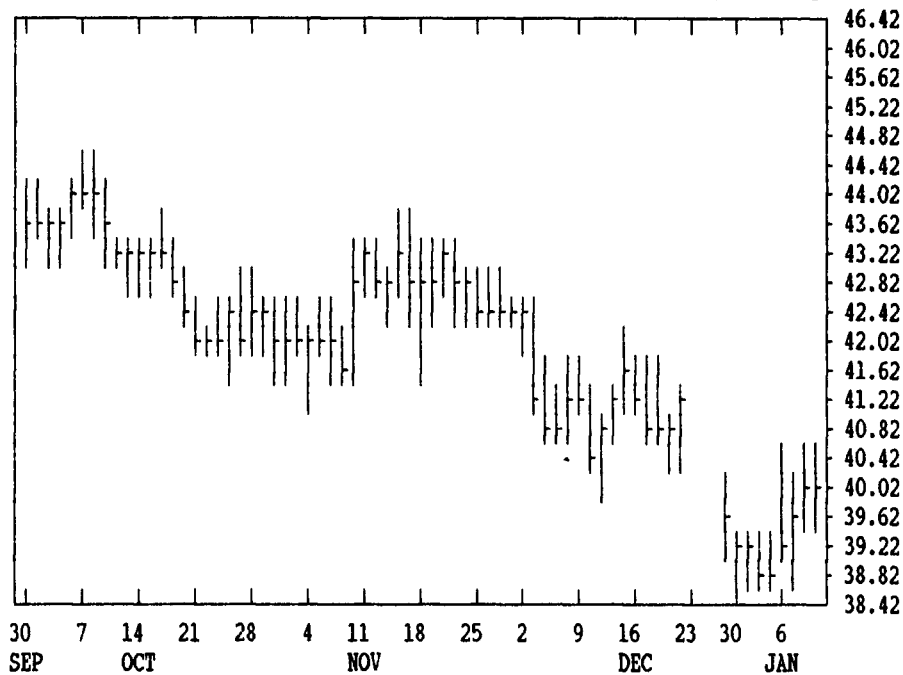
DTN GRAINS 16 MARCH CORN

CONTRACT HIGH: 2.772 LOW: 2.284



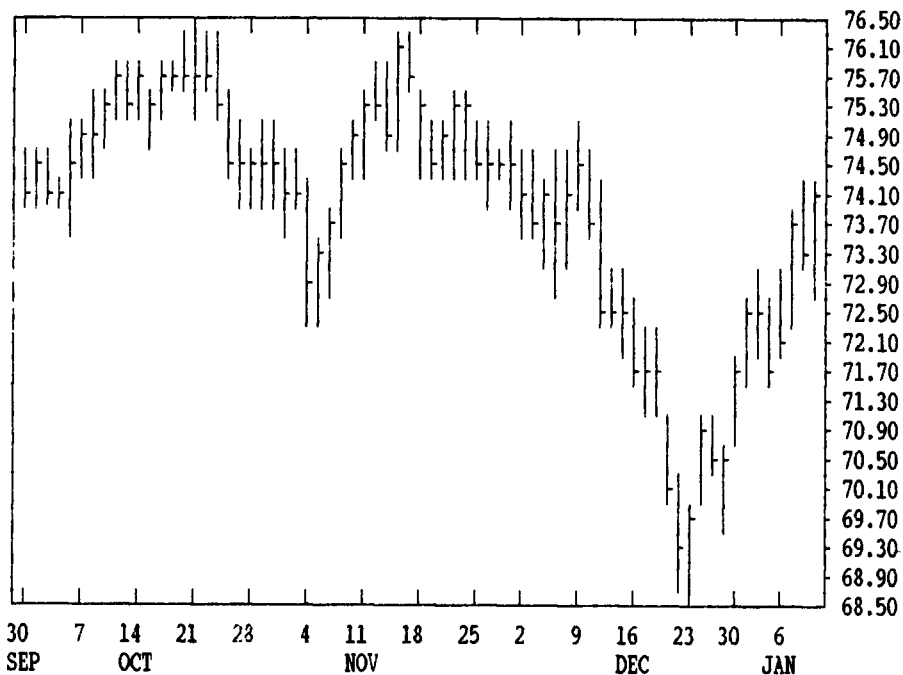
DTN LIVESTOCK 17 FEB HOGS

CONTRACT HIGH: 48.35 LOW: 38.82



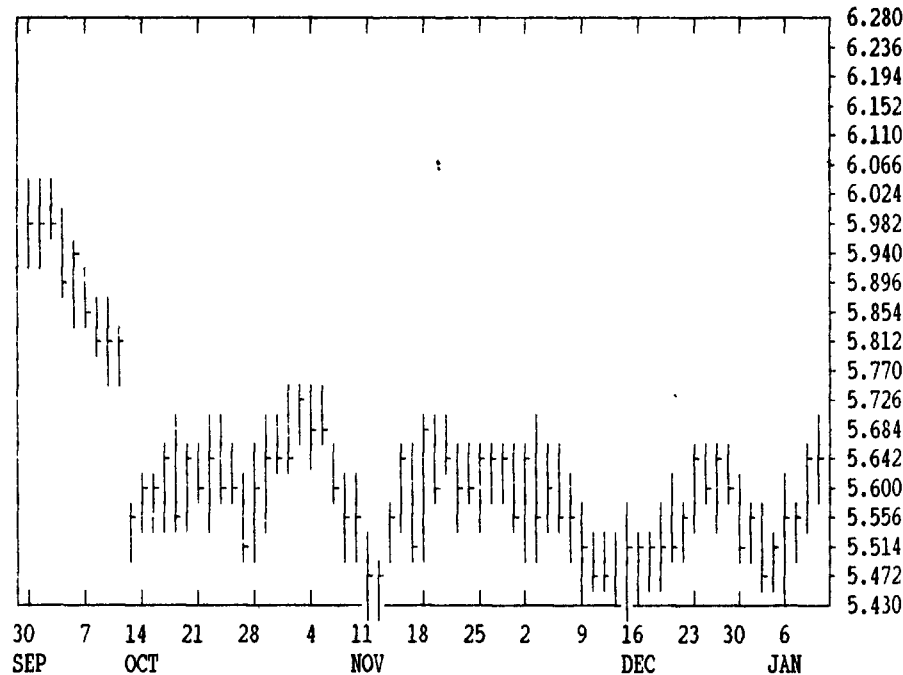
DTN LIVESTOCK 18 FEB LIVE CATTLE

CONTRACT HIGH: 76.70 LOW: 68.90



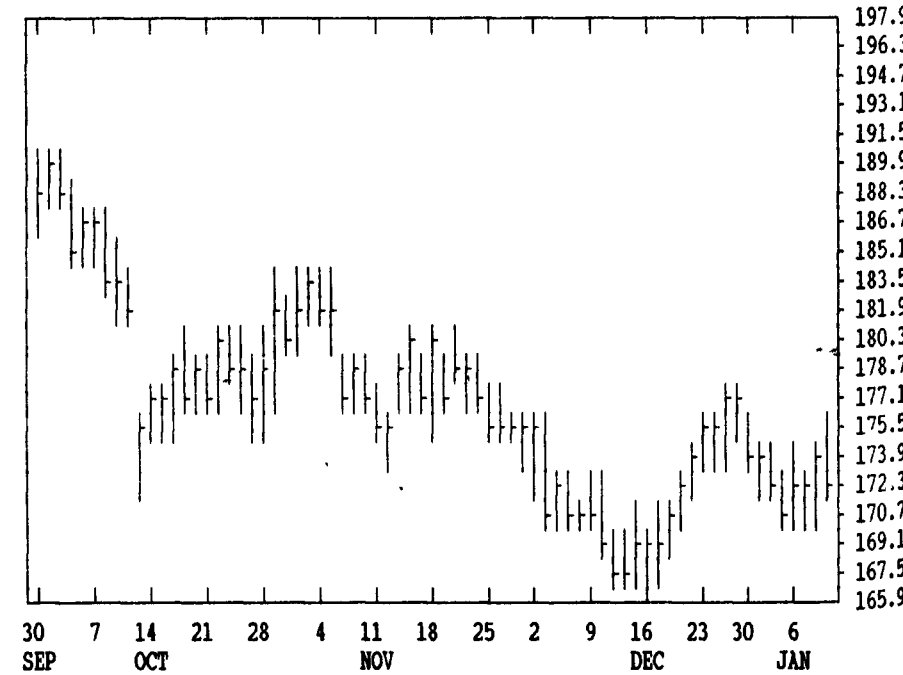
DTN GRAINS 21 JAN SOYBEANS

CONTRACT HIGH: 6.590 LOW: 5.274



DTN GRAINS 23 JANUARY SOY MEAL

CONTRACT HIGH: 196.3 LOW: 161.3



DTN FUTURES 10 01/03/92

TECHNICAL COMMENTS

	PAST WEEK'S (ENDING 01/03)			DEC'S (ENDING 12/31)		CURRENT	
	HIGH	LOW	CLOSE	HIGH	LOW	SUPPORT	RESISTANCE
SPOT WHT	4.04 1/4	3.95	3.99 1/4	4.07	3.61 1/4	3.80	4.20
JUL WHT	3.49	3.38 1/2	3.39 1/4	3.44 1/2	3.20 1/2	3.18	3.50
SPOT KC	4.06 1/2	3.95	3.97	4.04	3.63 3/4	3.47 1/2	4.20
KC JUL				NOT AVAILABLE		3.23	3.50
SPOT MIN	3.93	3.82 1/4	3.84 1/2	3.90	3.50	3.50	4.00
SPOT CN	2.53 3/4	2.48 1/2	2.48 3/4	2.55 1/2	2.36 1/4	2.36	2.57
JUL CORN	2.64 1/2	2.59 1/4	2.59 1/2	2.63 3/4	2.57	2.55	2.68
DEC92 CN	2.59 1/4	2.56	2.57	2.60	2.52 1/4	2.48	2.61

SPOT BNS	5.61	5.48 1/4	5.51	5.68	5.43	5.38 1/2	5.78 1/2
JLY BNS	5.77 1/2	5.63	5.63 3/4	5.85	5.66	5.60	6.04
NOV92 BN	5.87	5.71 1/2	5.71 3/4	5.94 1/2	5.75	5.62	6.00
SPOT MEAL	176.00	170.50	170.70	178.00	169.20	167.50	185.00
SPOT OIL	18.80	18.35	18.45	19.79	18.42	18.15	20.00
SPOT CTL	72.85	70.85	71.92	73.70	67.50	67.50	72.40
APR CTTL	73.47	72.05	72.92	74.92	70.45	70.50	76.00
SPOT FDR	78.32	76.90	76.95	82.30	75.70	76.00	80.00
SPOT HOGS	39.50	38.82	38.95	42.55	38.90	38.50	42.50
APR HOGS	37.80	37.25	37.30	40.40	37.25	37.00	40.00
SPOT BLY	36.75	35.32	35.50	40.10	36.07	35.00	42.50

LIVE CATTLE				FEEDER CATTLE				LIVE HOGS			
	HIGH	LOW	LAST CHG		HIGH	LOW	LAST CHG		HIGH	LOW	LAST CHG
FEB	7417	7312	7410* +72	JAN	7897	7850	7890* +30	FEB	4070	3980	4010* +15
APR	7480	7385	7475* +60	MAR	7690	7595	7682* +50	APR	3970	3875	3917* +10
JUN	7020	6945	7012* +67	APR	7595	7510	7582* +52	JUN	4485	4410	4462* +25
AUG	6785	6725	6775* +55	MAY	7480	7415	7460* +37	JUL	4515	4460	4500* +17
OCT	6817	6760	6812* +47	AUG	7460	7410	7460* +55	AUG	4340	4290	4320* +12
DEC	6895	6850	6895* +35	SEP	7375	7355	7370* +20	OCT	4065	4017	4052* +12
FEB		6825a		OCT	7360	7340	7350* +20	DEC	4315	4265	4285* -10
APR				NOV	7360	7350	7350* +20	FEB	4400	4380	4385* -12

SWISS FRANC				EURODOLLAR				PORK BELLIES			
	HIGH	LOW	LAST CHG		HIGH	LOW	LAST CHG		HIGH	LOW	LAST CHG
MAR	7324	7040	7129*-263	MAR	9607	9583	9594* -8	FEB	3607	3505	3595* +60
JUN	7257	6960	7064*-258	JUN	9597	9569	9582* -10	MAR	3645	3555	3640* +60
SEP	7145	6950	7008*-250	SEP	9576	9553	9560* -11	MAY	3760	3660	3742* +45
BRITISH POUND				S&P 500 INDEX				W. GERMAN MARK			
MAR	18414	17700	17980*-592	MAR	42250	41700	41895* -25	MAR	6501	6290	6354*-214
JUN	18060	17600	17706*-572	JUN	42385	41860	42035* -25	JUN	6415	6175	6272*-209
SEP	17770	17350	17452*-556	SEP	42510	41950	42175* -5	SEP	6305	6200	6202*-200
JAPANESE YEN				CHICAGO WHEAT				K.C. WHEAT			
MAR	8010	7886	7932* -96	MAR	4040	4000	4006* -36	MAR	3980	3952	3954* -26
JUN	7987	7866	7912* -95	MAY	3820	3780	3794* -22	MAY	3784	3762	3766* -14
SEP	7975	7900	7900* -94	JULY	3464	3440	3452* -2	JULY	3490	3460	3482* +22

CORN				CHICAGO WHEAT				K.C. WHEAT			
	HIGH	LOW	LAST CHG		HIGH	LOW	LAST CHG		HIGH	LOW	LAST CHG
MAR	2542	2504	2526* -2	MAR	4040	4000	4006* -36	MAR	3980	3952	3954* -26
MAY	2606	2574	2594* 0	MAY	3820	3780	3794* -22	MAY	3784	3762	3766* -14
JULY	2654	2624	2644* +2	JULY	3464	3440	3452* -2	JULY	3490	3460	3482* +22
SEP	2644	2622	2636* +10	SEP	3494	3472	3482* +4	SEP	3510	3492	3510* +10
DEC	2636	2612	2634* +16	DEC	3580	3554	3562* -12	DEC	3560	3544	3560* -10
MAR	2702	2676	2702* +22	MAR	3610	3584	3600* +20	MINN WHEAT			
MAY	2744	2720	2744* +24	OATS				MAR	3866	3824	3824* -44
JULY				MAR	1376	1364	1372* -6	MAY	3744	3710	3710* -30
SEP				MAY	1400	1386	1400* -2	JULY	3590	3570	3570* 0
SOYBEANS				JULY	1432	1420	1424* -4	SEP	3480	3460	3462* +16
JAN	5674	5610	5636* -10	SEP	1470	1460	1460* -2	DEC			3534* 0
MAR	5710	5624	5664* +10	SOYBEAN MEAL				SOYBEAN OIL			
MAY	5772	5692	5734* +14	JAN	1758	1732	1732* -13	JAN	1894	1875	1889* +10
JULY	5870	5780	5822* +22	MAR	1758	1732	1733* -9	MAR	1919	1898	1909* +7
AUG	5890	5820	5860* +20	MAY	1760	1738	1742* -6	MAY	1948	1928	1936* +4
SEP	5900	5840	5874* +12	JULY	1775	1755	1757* -10	JULY	1977	1957	1965* +5
NOV	5970	5880	5930* +16	AUG	1780	1766	1767* -8	AUG	1990	1972	1980* +3
JAN	6040	5990	6014* +30	SEP	1788	1776	1777* -8	SEP	2005	1987	1991* +6
MAR	6130	6080	6110* +24	OCT	1925	1912	1914* -2	OCT	2010	2002	2002* +16
MAY				DEC	1935	1929	1935* +5	DEC	2040	2025	2030* +5