


# DO IT ALL WITH WOODS

## RAKE IT

with **WOODS**  
Landscape Rakes

Models  
LR6, LR106, LR108,  
LR600 & LR800

6' And 8' Lengths  
For Tractors Rated  
20 To 60 HP




Woods Landscape Rakes offer the versatility needed to do a complete landscaping job. These rugged rakes will perform the tough clean-up jobs, like removing rocks, roots and other debris - plus general grooming and soil preparation. Woods rakes also handle the finish distribution and spreading of crushed rock or top-soil prior to seeding or laying sod. High-carbon, spring-steel tines and field-proven, heavy-duty 'A' frames make Woods Landscape Rakes dependable season after season performers.

Optional "fine-tune" equipment includes, gauge wheels, grader blades, grader blade end plates and hydraulically controlled angling on Models LR600 and LR800.

Another Woods plus is our network of more than 4000 servicing dealers - makes parts and service available wherever and whenever you need them.


Woods limited warranty protects against all defects in material or workmanship (including component parts) for one full year from time of purchase.




## DIG IT

with **WOODS** model  
1050 BACKHOE

Woods model 1050 reaches 13'1" and digs 10'7" below grade with tractors rated 50 hp to 130 hp. Ideal for farming, light construction and landscaping. Other uses include golf courses, nurseries, utility companies and cemeteries...footings, wiring trenches, irrigation ditches, drainage ditches...do them all and more. Woods model 1050 has the features that make the "on-the-job" difference. Come in today for a demonstration.




**Model H-D315** — A heavy-duty mower for big area work. Cuts a 15 ft. swath. Mows up to 13½ acres per hour. Heavier, stronger than previous Batwing® models.



**Model FM-72** — Flail mower with self-cleaning, airlift blades. Mows a 6 ft. swath. Dynamically balanced blade rotor.



**Model RB750/850** — Rear blades in 7 ft. and 8 ft. models for tractors rated up to 100 HP. Adjust angle, tilt, offset and reverse.



**Model 121** — Twin-spindle, gear-driven mower cuts a 10 ft. swath. Offset model also available for orchards.



**Model H-S105/106** — Hydraulic-drive ditch bank mower cuts 5 ft. or 6 ft. swaths. Cuts 90° up or 90° down. Ideal for drainage or roadway ditches.



### Seasons Greetings From The Woods Company And Dealers



- |   |   |   |  |   |   |
|---|---|---|--|---|---|
| <b>BANGOR IMPLEMENT</b><br>Bangor, PA<br>215-588-5924                     | <b>N.H. FLICKER &amp; SONS, INC.</b><br>Maxatawney, PA<br>215-683-7252                                  | <b>KELLER BROS. TRACTOR CO.</b><br>Lebanon, PA<br>717-949-6501              | <b>LINCOLN SUPPLY &amp; EQUIPMENT CO.</b><br>Somerset, PA<br>814-443-1691<br>McCoole, MD<br>301-786-6800 | <b>NICHOLS FARM EQUIP.</b><br>Bloomsburg, PA<br>717-784-7731                  | <b>WARREN COUNTY SERVICE CENTER</b><br>Columbia, NJ<br>201-362-6916   |
| <b>BELMONT FARM</b><br>Glyndon, MD<br>301-833-9091                        | <b>GRUMELLI'S FARM SERVICE</b><br>Quarryville, PA<br>717-766-7318                                       | <b>KELLER'S FARM MACHINERY, INC.</b><br>Quakertown, PA<br>215-536-4046      | <b>ROBERT E. LITTLE, INC.</b><br>Zieglerville, PA<br>215-287-9843  | <b>PIKEVILLE EQUIP. INC.</b><br>Oley, PA<br>215-987-6277                      | <b>WENGERS' FARM MACHINERY INC.</b><br>Myerstown, PA<br>717-866-2135  |
| <b>B. EQUIP., INC.</b><br>Waynesboro, PA<br>717-762-3193                  | <b>HINES EQUIPMENT</b><br>Cresson, PA<br>814-866-4183<br>Bellwood, PA<br>814-742-8171                   | <b>KERMIT K. KISTLER</b><br>Lynnport, PA<br>215-298-2011                    | <b>M.M. WEAVER &amp; SONS, INC.</b><br>Leola, PA<br>717-656-2321   | <b>RINGTOWN FARM EQUIP CO., INC.</b><br>Ringtown, PA<br>717-889-3184          | <b>CLARENCE WILSON &amp; SONS</b><br>Kimberton, PA<br>215-933-3561  |
| <b>ECKROTH BROS. FARM EQUIP.</b><br>New Ringgold, PA<br>717-943-2131      | <b>R.S. HOLLINGER &amp; SON, INC.</b><br>Mountville, PA<br>717-285-4538                                 | <b>LAMB'S FARM MACHINERY</b><br>Thorndale, PA<br>215-269-2676               | <b>MANOR EQUIPMENT INC.</b><br>Sinking Spring, PA<br>215-678-0828  | <b>SHUEY SALES &amp; SERVICE</b><br>Ono, PA<br>717-865-4915                   | <b>C.J. WONSIDLER BROS.</b><br>Quakertown, PA<br>215-536-1935<br>215-536-7523<br>Rt. 309 & 100<br>New Tripoli, PA<br>215-767-7611<br>Oley, PA<br>215-987-6257 |
| <b>NORMAN D. CLARK &amp; SON, INC.</b><br>Honey Grove, PA<br>717-734-3652 | <b>C.B. HOOBER &amp; SON, INC.</b><br>Intercourse, PA<br>717-788-8231                                   | <b>LANCASTER FORD TRACTOR, INC.</b><br>Lancaster, PA<br>717-569-7063        | <b>MESSICK FARM EQUIP., INC.</b><br>Elizabethtown, PA<br>717-367-1319                                    | <b>STRALEY FARM SUPPLY, INC.</b><br>Dover, PA<br>717-292-4443<br>717-292-2631 | <b>THOMAS POWER EQUIPMENT</b><br>Avondale, PA<br>215-266-2181   |
| <b>ERB &amp; HENRY EQUIP. INC.</b><br>New Berlinville, PA<br>215-367-2169 | <b>INCH EQUIPMENT CO.</b><br>McAllisterville, PA<br>717-463-2191  | <b>LAWN CARE OF PA.</b><br>Martindale, PA<br>215-445-4541                   | <b>MIFFLINBURG FARM SUPPLY, INC.</b><br>Mifflinburg, PA<br>717-966-3114                                  | <b>THOMAS POWER EQUIPMENT</b><br>Avondale, PA<br>215-266-2181                 | <b>YORK CO. FARM IND., INC.</b><br>Emigsville, PA<br>717-764-6412   |
| <b>FARMERSVILLE EQUIPMENT, INC.</b><br>Ephrata, PA<br>717-354-2150        | <b>KAUFFMAN FARM SUPPLY</b><br>Mt. Pleasant Mills, PA<br>717-539-4571<br>Belleville, PA<br>717-935-2131 | <b>S.G. LEWIS AND SON</b><br>West Grove, PA<br>215-869-9440<br>215-869-2214 | <b>MORRIS INT'L, INC.</b><br>Everett, PA<br>814-652-6101   | <b>TRACTOR PARTS CO.</b><br>Bloomsburg, PA<br>717-784-0250                    | <b>ZIMMERMAN FARM SERVICE</b><br>Bethel, PA<br>717-933-4114   |
|   |   |   | <b>NICARRY EQUIPMENT CO.</b><br>(Route 2 Box 2008)<br>Reading, PA<br>215-926-2441                        | <b>C.H. WALTZ SONS, INC.</b><br>Williamsport, PA<br>717-435-2921              |   |